

CERTIFIED COPY OF ORDER

STATE OF MISSOURI

} ea.

December Session of the October Adjourned

Term. 20 17

County of Boone

In the County Commission of said county, on the

19th

day of

December

20

17

the following, among other proceedings, were had, viz:

Now on this day the County Commission of the County of Boone does hereby approve the attached revised version of the Fiscal and Budget Policies originally approved on Commission Order 49-2012.

Done this 19th day of December, 2017.

ATTEST:

Taylor W. Burks
Taylor W. Burks
Clerk of the County Commission

Daniel K. Atwill

Daniel K. Atwill
Presiding Commissioner

Fred J. Parry

Fred J. Parry
District I Commissioner

Janet M. Thompson

Janet M. Thompson
District II Commissioner

Fiscal and Budget Policies

Boone County operates under a statutory elective form of government in which specific authority and responsibility are granted to each elected official according to state law. The three-member County Commission has limited ordinance-making powers granted by the Missouri state legislature as well as exclusive control of county property. The County Commission also has final authority over the County Budget, except for certain special revenue funds where state law grants final budget authority to individual elected officials.

County officials are expected to manage public funds in a manner that promotes transparency and accountability; ensures fiscal stability; protects and preserves public assets; and reduces risk and uncertainty while maintaining flexibility. The Fiscal and Budget Policies presented below are intended to guide County officials' decisions and actions to ensure that these goals are achieved. In addition, these policies demonstrate County Officials' commitment to integrity, prudent stewardship, planning, accountability, and full disclosure.

The Fiscal and Budget Policies presented below were approved by County Commission Order # 49-2012.

Revenue Policy:

- To the extent allowed by law, the County will endeavor to maintain a diversified and stable revenue base so as to minimize the effects of economic fluctuations as well as eliminate an over dependence on any single revenue source.
- Revenue trends are examined monthly and incorporated into annual revenue forecasts.
- The County does not use revenue sources while legal action is pending.
- The County Commission will identify areas where cost recovery through user fees and rates is legal and appropriate and establish target levels for such cost recovery. User fees and rates, as well as target cost recovery percentages, will be examined annually as part of the budget process and adjusted as necessary.

Budget Policy:

- The County will adopt a balanced budget each year in accordance with state law. The budget is considered balanced when the *total resources of a fund* are sufficient to cover the *proposed spending plan* for that fund. In no event shall the proposed spending for a specific fund exceed the total resources available to the fund.

Within this definition, *total resources of a fund* refers to the sum of estimated revenues, other financing sources, and available fund balance; *proposed spending plan* refers to the sum of appropriations and other financing uses.

The following scenarios reflect examples of a balanced budget for any given fund:

- Scenario One: Revenues + Other Financing Sources \geq Expenditures + Other Financing Uses

Fiscal and Budget Policies cont'd

- Scenario Two: Revenues + Other Financing Sources + Appropriated Fund Balance \geq Expenditures + Other Financing Uses
- The County will develop a multi-year revenue and expenditure forecast to be used in conjunction with the annual budget process.
- Realistic revenue projections will reflect conservative assumptions.
- The County will give highest priority in the use of one-time revenues to the funding of capital assets or other non-recurring expenditures.
- The annual operating budget will provide for routine maintenance and repair of the County's infrastructure, buildings, vehicles, equipment, and other long-lived assets.
- The General Fund incurs costs for various central services such as Human Resources and Risk Management; Legal; Purchasing; Information Technology and GIS; Payroll; Finance, Budgeting, and Treasury Management; Mail Services, etc. The annual operating budget will provide for reimbursement to the General Fund for inter-fund services used by operations wholly funded from dedicated special revenue monies (for example, Road and Bridge Fund or 911/Emergency Management Sales Tax Fund). The County Auditor is responsible for determining the cost allocation methodology to be used. The methodology should comply with established accounting standards and any applicable legal requirements.
- The annual operating budget includes only those grants that have been awarded to the County for the budget period. *Potential* grants are not included in the budget until final award is made to the County. Exceptions to this policy may be authorized by the Budget Officer. (See Grants Policy below for additional policy guidance.)
- All appropriations lapse at the end of the budget year to the extent that they have not been expended or lawfully encumbered.
- The County will establish a budget calendar each year to ensure that budget activities and deadlines comply with state law.
- The budget shall be on record in the County Clerk's office and open to public inspection. In addition, a copy of the budget will be available for view at the Columbia Public Library and on the County's web site (<http://www.showmeboone.com>)
- The County will annually submit its budget to the Government Finance Officers Association (GFOA) for an independent review and implement recommendations to the extent reasonably practical.
- The budget may be amended and revised during the year in accordance with the County's Budget Adjustment Policy (approved in Commission Order # 4-2014). A copy of the policy is included in the Appendix Section of this document.

Grant Policy:

- Grant applications should be approved by the County Commission *prior* to submitting the grant application to the grantor entity/agency.
- For all grants, the County Commission will identify the local match requirement, if any, and ensure that appropriations are sufficient to meet the match requirement. In addition, the County Commission will determine the amount, if any, of on-going

Fiscal and Budget Policies cont'd

budgetary impact resulting from the grant and ensure that appropriations are sufficient to meet the grant, if the grant is to be accepted.

- The County does not operate a centralized grants administration office. Therefore, each Administrative Authority who applies for, and is awarded a grant, is solely responsible for all grant administration, grant reporting, and grant compliance activities.

Capital Improvements Policy:

- The County will identify the estimated costs and potential funding sources for each capital improvement project proposal before it is submitted to the County Commission for approval.
- The County will identify the estimated on-going operational costs and the potential funding sources for each capital improvement project proposal before it is submitted to the County Commission for approval.

Fixed Assets, Infrastructure Assets, and Capital Asset Policy

- The County will maintain an inventory of fixed assets in accordance with statutory requirements. Currently, state law requires long-lived assets having an acquisition cost of \$1,000 or more to be inventoried.
- Physical inventories of the County's fixed assets will be conducted on an annual basis, according to a 3-year rolling schedule.
- The County will maintain an inventory of its transportation network infrastructure assets.
- All County property is to be disposed of in the manner authorized by the County Commission.
- County property may not be used for personal gain.
- Administrative Authorities are responsible for establishing policies and procedures within their respective offices to safeguard the various county assets under their control.

Financial Accounting and Reporting Policy:

- The County will establish and maintain an accounting system that allows for identifying, capturing, summarizing, and reporting the financial activities of the County.
- Except in very limited cases, County revenues will be accounted for as "gross revenue" and not netted against expenditures.
- The County will prepare its financial statements in accordance with generally accepted accounting principles (GAAP).
- The County will prepare a Comprehensive Annual Financial Report (CAFR).
- An independent financial audit will be made of all accounts of the County at least annually and more frequently if deemed necessary by the County Commission.

Fiscal and Budget Policies cont'd

- The County will annually submit its Comprehensive Annual Financial Report (CAFR) to the Government Finance Officers Association (GFOA) for an independent review and implement applicable recommendations.

Purchasing Policy:

- The purchasing director shall have responsibility for and authority to contract for and purchase all supplies, materials and equipment required for the operation and maintenance of offices, departments or agencies of the County, except those of the circuit court, as directed by the County Commission.
- To the extent allowed by state law, Circuit Court offices are authorized to administer procurement activities on their own behalf, provided that such procurement activities comply with applicable statutory requirements.
- The County will comply with procurement statutes, which require competitive bidding for single purchases of \$6,000 or more or where multiple purchases over a 90-day period accumulate to \$6,000 or more.
- Although not required by state law, the County Commission encourages use of an RFP (Request for Proposal) process for procurement of professional services.

Debt Policy:

- The County will adhere to the provisions of the Debt Management Policy, adopted by Commission Order #593-2012.
- The County may issue general obligation bonds, revenue bonds, special obligation bonds, and short-term tax anticipation notes as authorized by state statutes. The County may also enter into lease-purchase agreements.
- The County may issue refunding bonds for refunding, extending or unifying the whole or any part of its valid outstanding revenue or special obligation bonds.
- The County will follow a policy of full disclosure on every financial report and bond prospectus.
- When the County finances capital projects by issuing bonds, it will repay the bonds within a period not to exceed the expected useful life of the projects.
- The County will manage its budget and financial affairs in such a way as to ensure continued high bond ratings.
- No general obligation bonds shall be issued without approval of the requisite number of qualified voters, as required by state statute.

Fund Balance and Emergency Appropriation Policy:

- **Fund Balance--major operating funds:** In preparing and adopting the annual budget, the County will calculate and maintain a projected unreserved, undesignated fund balance equal to at least two month's operating expenditures, which is approximately 17%. In the event that fund balance is projected to fall below the minimum amount, the County will develop a plan for restoring the minimum fund balance.

Fiscal and Budget Policies cont'd

- **Fund Balance--nonmajor operating funds:** Fund balances will be maintained at levels needed to provide adequate operating flexibility while also reducing the likelihood of cash flow interruptions.
- **Emergency Appropriation:** Within the General Fund, an emergency appropriation equal to at least 3% of revenue will be included in the annual budget, as required by state law. The Emergency Appropriation may be used for unforeseen emergencies and requires a unanimous vote of the County Commission. Emergency appropriations may be included in other funds in amounts recommended by the County Auditor and approved by the County Commission.

Enterprise Fund Policy:

- Enterprise funds will be used to account for the acquisition, operation, and maintenance of county facilities and services which are intended to be entirely or predominately self-supporting from user charges or for which periodic net income measurement is desirable. Note: **The County does not currently operate any enterprise activities.**

Internal Service Fund Policy:

- Internal Service Funds will be used to account for the provision of goods and services by one department of the County to other departments.
- Internal Service Funds are intended to be self-supporting from user charges received from the respective user departments.
- Internal Service Funds are intended recover the cost of operations without producing any significant amount of profit in excess of the fund's requirements.

CERTIFIED COPY OF ORDER

STATE OF MISSOURI

} ea.

December Session of the October Adjourned

Term. 20 17

County of Boone

In the County Commission of said county, on the

19th

day of

December

20

17

the following, among other proceedings, were had, viz:

Now on this day, the County Commission of Boone County does hereby approve and adopt the Boone County operating budget for fiscal year 2018. The adopted budget shall consist of all appropriations included in the Proposed Budget submitted to the County Commission by the County Auditor, subject to the adjustments shown in the attached ***Schedule of Commission Changes to the 2018 Proposed Budget***. Final wage and benefit appropriations for each department have been calculated using actual salaries in effect as of December 12, 2017 along with all approved range re-classifications having an effective date of January 1, 2018.

Total appropriations are set forth by line item and are summarized as follows:

- 1) by category of expenditure (i.e., class 1, class 2, etc. up to and including class 9.);
- 2) by office, department, or spending agency; and,
- 3) by fund.

Spending may not exceed appropriations at the class level for a given office, department, or spending agency without approval pursuant to the County's Budget Adjustment Policy. Total appropriations for each fund are set forth in the individual Fund Statements and are published in the County's fiscal year 2018 Budget. The Proposed Budget submitted by the County Auditor, which is hereby incorporated into this appropriation order by reference, contains detailed documentation and descriptions for each line-item account within each category of expenditure. Appropriations shall be expended only for the purposes that are within the intent of the category in which they are included.

The County Commission approves all employee positions included in the Proposed Budget, adjusted for Commission changes noted in the attached schedule, together with the specified budgeted hours, range, and benefit status for each position.

The County Commission approves appropriations for the specific fixed assets identified in the various fixed asset appropriation accounts and authorizes procurement of the same in accordance with the County's Purchasing Policy adopted by the County Commission.

The County Commission authorizes the County Auditor to re-appropriate unspent fiscal year 2017 grant funds (which may be carried forward into fiscal year 2018 according to the terms of the grant award) upon determination that a remaining balance of the grant award is available for re-budgeting.

Done this 19th day of December, 2017.

CERTIFIED COPY OF ORDER



STATE OF MISSOURI



ea.

County of Boone

Term. 20


In the County Commission of said county, on the


day of


20


the following, among other proceedings, were had, viz:

ATTEST:


Taylor W. Burks
Clerk of the County Commission


Daniel K. Atwill
Presiding Commissioner


Fred J. Parry
District I Commissioner


Janet M. Thompson
District II Commissioner

Schedule of Commission Changes to the 2018 Proposed Budget

	Expenditure	Dept. Account	Revenue	Description
General (Fund #100)				
Personnel Changes (with related costs):				
Salary & benefits- Information Technology Dept.	\$ 58,234	1170 1XXXX	\$ -	Create Office Administrator position: department re-organization
Other Supplies	\$ 200	1170 23050	\$ -	Create Office Administrator position: department re-organization
Furniture & Fixtures	4,300	1170 91100	-	Create Office Administrator position: department re-organization
Computer Hardware	800	1170 91301	-	Create Office Administrator position: department re-organization
Computer Software	1,070	1170 91302	-	Create Office Administrator position: department re-organization
Subtotal	<u>64,604</u>		<u>-</u>	
Other Changes:				
Law Enforcement Insurance	\$ 12,374	1191 71007		Renewal notice exceeded original budget estimate
State-Reimb-Grant/Program/Other		1243 3451	(3,970)	Relocating Juvenile Justice Program Assistance Grant award from 2011
Food	(1,750)	1243 23400		Relocating Juvenile Justice Program Assistance Grant award from 2011
Outside Services	(1,235)	1243 71100		Relocating Juvenile Justice Program Assistance Grant award from 2011
Equipment Leases & Meter Charge	(985)	1243 71600		Relocating Juvenile Justice Program Assistance Grant award from 2011
Interfund Services Provided		1243 3810	209,000	Children's Services - Child Permanency Services
Professional Services	209,000	1243 71101		Children's Services - Child Permanency Services
Federal Grant Reimbursement		1253 3411	10,000	MOICAC Grant
Minor Equip & Tools (<\$1,000)	4,000	1253 23850	-	MOICAC Grant
Training/Schools	2,000	1253 37210	-	MOICAC Grant
Travel	2,000	1253 37220	-	MOICAC Grant
Meals & Lodging	2,000	1253 37230	-	MOICAC Grant
Boone County Historical Society	10,000	1430 86889	-	Project - Digital preservation of County's first book of record, 1821
Subtotal	<u>237,404</u>		<u>215,030</u>	
Total Changes to General Fund	<u>\$ 302,008</u>		<u>\$ 215,030</u>	
Road and Bridge (Fund #204)				
Public Works				
Software Service Contract	\$ 5,000	2040 70050	\$ -	Maintenance on additional licenses added in 2017; overlooked in Proposed Budget
Professional Services	50,000	2040 71101	-	Buildings space needs study
Building & Improvements	(185,000)	2040 91200	-	Remove truck wash/storage building until completion of Buildings space needs study
Subtotal	<u>\$ (130,000)</u>		<u>\$ -</u>	
Resource Management -- Design & Construction				
Software Service Contract	\$ 5,000	2040 70050	\$ -	Maintenance on additional licenses added in 2017; overlooked in Proposed Budget
Subtotal	<u>\$ 5,000</u>		<u>\$ -</u>	
Total Changes to Road & Bridge Fund	<u>\$ (125,000)</u>		<u>\$ -</u>	
911/Emergency Management Sales Tax (Fund #270)				
Information Technology-BCJC/EM				
Salary & benefits	\$ (67,849)	2703 1XXXX	\$ -	Remove vacant senior programmer position: department re-organization
Subtotal	<u>\$ (67,849)</u>		<u>\$ -</u>	
Total Changes to 911/Emergency Management Sales Tax Fund	<u>\$ (67,849)</u>		<u>\$ -</u>	

Schedule of Commission Changes to the 2018 Proposed Budget

	Expenditure	Dept. Account	Revenue	Description
Facilities & Grounds (Fund #610)				
Facilities Maintenance				
Building Repairs/Maintenance	\$ 4,500	6100 60100	\$ -	Paint Jail administration rooms where flooring is being replaced
Subtotal	<u>4,500</u>		<u>-</u>	
Parking				
Miscellaneous	\$ 1,300		\$ -	Parking lease (First Christian Church): CID property tax increase
Subtotal	<u>1,300</u>		<u>-</u>	
Total Changes to Facilities and Grounds Fund	\$ 5,800		\$ -	

Capital Repairs & Replacements (Fund #620)

Building Repairs/Maintenance	\$ 96,000		\$ -	Flooring Replacement Project-- Sheriff/Correctional Facility
Total Changes to Capital Repairs & Replacements Fund	96,000		\$ -	

Summary of Changes to the Proposed Budget (By Fund):

	Expenditure	Revenue
Governmental Funds (excluding Capital Project Funds):		
General (Fund #100)	\$ 302,008	\$ 215,030
Road and Bridge (Fund #204)	(125,000)	-
911/Emergency Management Sales Tax (Fund #270)	(67,849)	-
Facilities & Grounds (Fund #610)	5,800	-
Capital Repairs & Replacements (Fund #620)	96,000	-
Total	<u>\$ 210,959</u>	<u>\$ 215,030</u>

2018 Expenditures by Functional Unit and Funding Source— All Governmental Funds Combined Excluding Capital Project Funds

		Major Funds						
Function Dept. #	Department/Cost Center Name	General Fund	Road and Bridge Fund	Law Enforcement Services Fund	Community Children's Services Fund	911/Emergency Management Fund	Non-Major Funds	Total Governmental Funds
General Government Operations								
1110	Auditor	\$ 500,205	-	-	-	-	-	500,205
1115	Human Resources	357,066	-	-	-	-	-	357,066
1118	Purchasing	300,375	-	-	-	-	-	300,375
1121	County Commission	560,985	-	-	-	-	-	560,985
1122	County Association Dues	47,614	-	-	-	-	-	47,614
1123	Emergency & Contingency	877,000	-	-	-	-	-	877,000
1125	Centralia Office	11,543	-	-	-	-	-	11,543
1126	County Counselor Office	409,732	-	-	-	-	-	409,732
1131	County Clerk	257,998	-	-	-	-	-	257,998
1132	Election and Registration	544,228	-	-	-	-	-	544,228
2300	Election Services	-	-	-	-	-	97,720	97,720
1133	Election Activities	624,000	-	-	-	-	-	624,000
1140	Treasurer	311,347	-	-	-	-	-	311,347
1150	Collector	575,027	-	-	-	-	-	575,027
2110	Collector Tax Maint Activity	-	-	-	-	-	242,717	242,717
1160	Recorder	539,734	-	-	-	-	-	539,734
2800	Record Storage & Preservation	-	-	-	-	-	418,565	418,565
1170	Information Technology	4,387,046	-	-	-	-	-	4,387,046
1171	Facilities Security	190,331	-	-	-	-	-	190,331
1175	GIS - Consortium	2,940	-	-	-	-	-	2,940
1176	GIS - County	292,979	-	-	-	-	-	292,979
1190	Non-Departmental	931,320	-	-	-	-	-	931,320
1191	Insurance & Safety	583,962	-	-	-	-	-	583,962
1192	Employee Benefits	74,940	-	-	-	-	-	74,940
1194	Mail Services	465,949	-	-	-	-	-	465,949
1195	Insurance Claim Activity	60,000	-	-	-	-	-	60,000
1196	Records Management Services	23,425	-	-	-	-	-	23,425
2010	Assessment	-	-	-	-	-	1,745,442	1,745,442
	Sub-Total	12,929,746	-	-	-	-	2,504,444	15,434,190
Public Safety & Judicial - Courts								
1210	Circuit Court Services	1,808,235	-	-	-	-	-	1,808,235
1221	Circuit Clerk	572,732	-	-	-	-	-	572,732
1230	Jury Services & Court Costs	261,140	-	-	-	-	-	261,140
1241	Juvenile Office	503,166	-	-	-	-	-	503,166
1242	Juvenile Justice Center	369,102	-	-	-	-	-	369,102
1243	Juvenile Justice Grants	374,504	-	-	-	-	-	374,504
2820	Family Service & Justice	-	-	-	-	-	93,200	93,200
2830	Circuit Drug Court	-	-	-	-	-	195,500	195,500
2831	Veterans Court	-	-	-	-	-	75,073	75,073
2850	Administration of Justice	-	-	-	-	-	37,940	37,940
2860	Circuit Clerk Garnishment Fee	-	-	-	-	-	32,200	32,200
2904	Alternate Sentencing-Law Enf Sls Tax	-	-	461,972	-	-	-	461,972
2907	Information System-Court Only	-	-	2,100	-	-	-	2,100
	Sub-Total	3,888,879	-	464,072	-	-	433,913	4,786,864
Public Safety & Judicial - Sheriff & Corrections								
1251	Sheriff	4,991,528	-	-	-	-	-	4,991,528
1253	Internet Crimes Task Force	92,831	-	-	-	-	-	92,831
1255	Corrections	4,955,549	-	-	-	-	-	4,955,549
2510	Sheriff Training	-	-	-	-	-	17,000	17,000
2521	Community Traffic Safety	-	-	-	-	-	13,385	13,385
2522	DARE Program	-	-	-	-	-	1,000	1,000
2525	Community Programs	-	-	-	-	-	715	715
2540	Sheriff Civil Charges	-	-	-	-	-	3,264	3,264
2550	Sheriff Revolving Fund	-	-	-	-	-	72,386	72,386
2560	Inmate Prisoner Security Fund Activity	-	-	-	-	-	37,831	37,831
2570	Sheriff K9 Operations	-	-	-	-	-	27,887	27,887
2901	Sheriff-Law Enf Sls Tax	-	-	2,013,937	-	-	-	2,013,937
2902	Corrections - Law Enf Sls Tax	-	-	866,673	-	-	-	866,673
2906	Contract Inmate Housing - LEST	-	-	195,000	-	-	-	195,000
	Sub-Total	\$ 10,039,908	-	3,075,610	-	-	173,468	13,288,986

		Major Funds						
Function		General	Road and	Law	Community	911/Emergency	Non-	Total
Dept. #	Department/Cost Center Name	Fund	Bridge Fund	Enforcement	Children's	Management	Major	Governmental
				Services Fund	Services Fund	Fund	Funds	Funds
Public Safety & Judicial - Prosecuting Attorney								
1261	Prosecuting Attorney	\$ 2,153,774	-	-	-	-	-	2,153,774
1262	Victim Witness	369,188	-	-	-	-	-	369,188
1263	IV-D	248,333	-	-	-	-	-	248,333
1264	PA Retirement	11,628	-	-	-	-	-	11,628
2600	PA Training	-	-	-	-	-	3,712	3,712
2610	PA Tax Collections	-	-	-	-	-	18,781	18,781
2620	PA Contingency	-	-	-	-	-	20,000	20,000
2640	PA Forfeiture Money	-	-	-	-	-	3,075	3,075
2650	PA Admin Handling	-	-	-	-	-	1,347	1,347
2651	Bad Check Collections	-	-	-	-	-	605	605
2903	PA - Law Enf Sales Tax	-	-	356,223	-	-	-	356,223
	Sub-Total	2,782,923	-	356,223	-	-	47,520	3,186,666
Public Safety & Judicial - 911 & Emergency Management								
2101	LEPC_CERF Grant	-	-	-	-	-	22,500	22,500
2700	911/EM Sales Tax Revenue	-	-	-	-	715,600	-	715,600
2701	E911/Joint Communications	-	-	-	-	4,094,438	-	4,094,438
2702	Emergency Management Operations	-	-	-	-	765,440	-	765,440
2703	Information Technology-911/EM	-	-	-	-	1,218,249	-	1,218,249
2704	Joint Communication Radio Network	-	-	-	-	955,719	-	955,719
2705	Fac Maint/Hsking/Grounds-ECC	-	-	-	-	242,129	-	242,129
2706	Radio Network Improvements	-	-	-	-	2,430,984	-	2,430,984
	Sub-Total	-	-	-	-	10,422,559	22,500	10,445,059
Public Safety & Judicial - Other								
1200	Public Administrator	526,413	-	-	-	-	-	526,413
1280	Medical Examiner	338,216	-	-	-	-	-	338,216
1285	District Defender	34,157	-	-	-	-	-	34,157
2900	Law Enf Sales Tax Revenue	-	-	29,800	-	-	-	29,800
2905	Judicial Info Sys-Law Enf Sls Tax	-	-	38,051	-	-	-	38,051
	Sub-Total	898,786	-	67,851	-	-	-	966,637
Environment, Protective Inspection & Infrastructure								
1340	NID Administration	6,250	-	-	-	-	-	6,250
1360	Solid Waste Recycling	127,745	-	-	-	-	-	127,745
1370	BC Reg Sewer Dist Mgmt Service	4,709	-	-	-	-	-	4,709
1710	Planning and Zoning	415,165	-	-	-	-	-	415,165
1720	Building Codes	530,738	-	-	-	-	-	530,738
1725	Stormwater Administration	128,884	-	-	-	-	-	128,884
2040	Public Works-R&B Maintenance	-	7,977,143	-	-	-	-	7,977,143
2041	Pavement Preservation	-	4,990,000	-	-	-	-	4,990,000
2045	Public Works-Design & Construction	-	1,313,482	-	-	-	-	1,313,482
2046	Stormwater Administration	-	125,436	-	-	-	-	125,436
2048	PW - Insurance Claim Activity	-	20,000	-	-	-	-	20,000
2049	PW - Administration	-	3,995,385	-	-	-	-	3,995,385
	Sub-Total	1,213,491	18,421,446	-	-	-	-	19,634,937
Community Health & Public Services								
1410	Community Health	1,166,750	-	-	-	-	-	1,166,750
1420	Social Services	44,048	-	-	-	-	-	44,048
1430	Community Services	112,760	-	-	-	-	-	112,760
1730	Animal Control	263,841	-	-	-	-	-	263,841
1740	On-Site Waste Water	104,889	-	-	-	-	-	104,889
2030	Domestic Violence	-	-	-	-	-	27,696	27,696
2130	Crmtly Health/Med (Hospital Lease)	-	-	-	-	-	739,250	739,250
2160	Community Children Services Administration	-	-	-	475,991	-	-	475,991
2161	Children's Services Funding Opportunities	-	-	-	8,000,000	-	-	8,000,000
	Sub-Total	1,692,288	-	-	8,475,991	-	766,946	10,935,225
Other								
1510	Economic Support	53,000	-	-	-	-	-	53,000
2120	Fairground maintenance Fund	-	-	-	-	-	118,000	118,000
3050	2010 Series Spec Oblg Bond - Txbt	-	-	-	-	-	100,796	100,796
3060	2015 Series Spec Oblg Bond-ECC	-	-	-	-	-	871,687	871,687
3870	2008 Series GO Bond Swr NID	-	-	-	-	-	69,966	69,966
3880	2010A Series GO Bond -Swr NID	-	-	-	-	-	10,790	10,790
3890	2010A Series GO Bond -Swr DNR NID	-	-	-	-	-	10,632	10,632
3900	2011A GO Bonds - Road NID	-	-	-	-	-	51,738	51,738
3920	2011B GO Bonds - Swr NID Non-DNR	-	-	-	-	-	4,790	4,790
3930	2016 GO Bonds - Swr NID	-	-	-	-	-	14,693	14,693
	Sub-Total	\$ 53,000	-	-	-	-	1,253,092	1,306,092
	Total Expenditures	33,499,021	18,421,446	3,963,756	8,475,991	10,422,559	5,201,883	79,984,656
	Other Financing Uses	60,000	-	-	-	871,687	57,565	989,252
	Grand Total	\$ 33,559,021	18,421,446	3,963,756	8,475,991	11,294,246	5,259,448	80,973,908

2018 Matrix of Expenditures by Function and Class— All Governmental Funds Combined Excluding Capital Project Funds

Function	Personal Services	Materials & Supplies	Dues, Travel & Training	Utilities*	Vehicle Expense	Equip & Bldg Maintenance	Contractual Services	Debt Service (Principal & Interest)	Emergency & Other	Fixed Assets New/Replace	Total Expenditures	Other Financing Uses	Combined Total
General Government Operations	\$ 6,693,216	\$ 550,969	\$ 304,595	\$ 105,319	\$ 18,973	\$ 262,016	\$ 1,683,461	\$ 438,263	\$ 2,792,283	\$ 2,585,095	\$ 15,434,190	\$ 60,000	\$ 15,494,190
Public Safety & Judicial - Courts	2,193,016	151,989	65,320	134,848	16,320	58,045	853,733	-	1,159,388	154,205	4,786,864	-	4,786,864
Public Safety & Judicial - Sheriff/Corrections	9,416,250	443,012	109,938	320,838	254,270	95,319	947,833	-	1,115,507	586,019	13,288,986	40,000	13,328,986
Public Safety & Judicial - Prosecuting Attorney	2,789,821	61,133	49,195	22,594	4,950	5,915	6,340	-	235,694	11,024	3,186,666	17,565	3,204,231
Public Safety & Judicial - 911 & Emergency Mgmt	4,320,863	99,312	164,150	528,284	28,862	560,826	1,070,089	-	967,114	2,705,559	10,445,059	871,687	11,316,746
Public Safety & Judicial - Other	466,467	9,755	5,250	15,341	19,000	900	368,276	-	79,798	1,850	966,637	-	966,637
Environment, Protective Inspection & Infrastructure	5,454,313	2,109,655	61,675	122,544	507,390	329,882	8,746,072	-	1,145,851	1,157,555	19,634,937	-	19,634,937
Community Health & Public Services	278,286	3,750	15,500	5,302	3,200	1,000	8,560,267	-	2,039,909	28,011	10,935,225	-	10,935,225
Other	-	-	-	-	-	-	-	1,129,891	176,201	-	1,306,092	-	1,306,092
Total	\$ 31,612,232	\$ 3,429,575	\$ 775,623	\$ 1,255,070	\$ 852,965	\$ 1,313,903	\$ 22,236,071	\$ 1,568,154	\$ 9,711,745	\$ 7,229,318	\$ 79,984,656	\$ 989,252	\$ 80,973,908

* Includes land-line phones, cell phones, and data communications; also includes building utilities for those facilities housing a single office or department. Utilities for facilities housing multiple offices are accounted for in an internal service fund and reflected in the departmental cost as "Facilities Internal Service Charge", included in Other.

2018 Budget Summary (excluding Capital Project Funds)

	Major Funds								Grand Total	
	General Fund	Road & Bridge Fund	Law Enforcement Services Fund	Community Children's Services Fund	911/ Emergency Management Fund	Nonmajor Governmental Funds	Total Governmental Funds	Internal Service Funds		Private Purpose Trust Funds
FINANCIAL SOURCES:										
Revenues										
Property Taxes	\$ 3,614,640	1,603,100	-	-	-	-	5,217,740	-	-	5,217,740
Assessments	-	-	-	-	-	120,623	120,623	-	-	120,623
Sales Taxes	14,317,000	14,831,000	3,577,000	6,783,000	10,716,000	3,000	50,227,000	-	-	50,227,000
Franchise Taxes	158,400	-	-	-	-	-	158,400	-	-	158,400
Licenses and Permits	616,774	10,600	-	-	-	22,512	649,886	-	-	649,886
Intergovernmental	1,941,898	1,274,000	-	-	121,969	241,449	3,579,316	-	-	3,579,316
Charges for Services	3,904,186	37,155	1,000	-	750	2,033,471	5,976,562	6,305,515	-	12,282,077
Fines and Forfeitures	13,000	-	-	-	-	-	13,000	-	-	13,000
Interest	218,081	185,605	31,200	216,300	148,900	87,948	888,034	51,665	1,143	940,842
Hospital Lease	1,885,000	-	-	-	-	537,000	2,422,000	-	-	2,422,000
Other	2,005,631	18,300	-	-	-	6,740	2,030,671	7,031	-	2,037,702
Total Revenues	28,674,610	17,959,760	3,609,200	6,999,300	10,987,619	3,052,743	71,283,232	6,364,211	1,143	77,648,586
Other Financing Sources										
Transfer In from other funds	11,150	-	-	-	-	978,102	989,252	4,080	-	993,332
Proceeds of Long-Term Debt	-	-	-	-	-	-	-	-	-	-
Other (Sale of Capital Assets, Insurance Proceeds, etc)	7,328	133,726	20,313	-	-	-	161,367	-	-	161,367
Total Other Financing Sources	18,478	133,726	20,313	-	-	978,102	1,150,619	4,080	-	1,154,699
Planned Use of Fund Balance	4,865,933	327,960	334,243	1,476,691	306,627	1,228,603	8,540,057	34,632	1,557	8,576,246
TOTAL FINANCIAL SOURCES	\$ 33,559,021	18,421,446	3,963,756	8,475,991	11,294,246	5,259,443	80,973,908	6,402,923	2,700	87,379,531
FINANCIAL USES:										
Expenditures										
Personal Services	\$ 18,540,059	4,514,144	2,781,033	233,078	4,320,863	1,223,055	31,612,232	1,003,134	-	32,615,366
Materials & Supplies	1,004,819	2,095,108	93,529	2,498	99,312	134,309	3,429,575	108,700	-	3,538,275
Dues Travel & Training	419,387	49,310	22,529	12,670	164,150	107,577	775,623	3,500	-	779,123
Utilities	542,456	114,156	58,138	3,692	528,284	8,344	1,255,070	434,300	-	1,689,370
Vehicle Expense	326,930	486,038	150	670	28,862	10,315	852,965	21,988	-	874,953
Equip & Bldg Maintenance	348,651	324,656	64,600	650	560,826	14,520	1,313,903	502,531	-	1,816,434
Contractual Services	3,207,279	8,705,689	326,561	7,595,432	1,070,089	1,331,021	22,236,071	4,250,864	2,400	26,489,335
Debt Service (Principal and Interest)	438,263	-	-	-	-	1,129,891	1,568,154	-	-	1,568,154
Emergency	854,000	250,000	25,000	15,000	100,000	12,000	1,256,000	17,100	-	1,273,100
Other	5,151,558	756,610	81,773	610,124	844,614	1,011,066	8,455,745	42,295	300	8,498,340
Fixed Assets (New & Replacement)	2,665,619	1,125,735	510,443	2,177	2,705,559	219,785	7,229,318	14,431	-	7,243,749
Total Expenditures	33,499,021	18,421,446	3,963,756	8,475,991	10,422,559	5,201,883	79,984,656	6,398,843	2,700	86,386,199
Other Financing Uses										
Transfer Out to other funds	60,000	-	-	-	871,687	57,565	989,252	4,080	-	993,332
Early Retirement of Long-Term Debt	-	-	-	-	-	-	-	-	-	-
Total Other Financing Uses	60,000	-	-	-	871,687	57,565	989,252	4,080	-	993,332
TOTAL FINANCIAL USES	\$ 33,559,021	18,421,446	3,963,756	8,475,991	11,294,246	5,259,448	80,973,908	6,402,923	2,700	87,379,531
FUND BALANCE:										
FUND BALANCE (GAAP), beginning of year	\$ 16,926,590	14,114,341	2,374,903	9,249,369	14,053,885	9,367,433	66,086,521	5,648,590	100,939	71,836,050
Less encumbrances, beginning of year	-	-	-	-	-	-	-	-	-	-
Add encumbrances, end of year	-	-	-	-	-	-	-	-	-	-
Fund Balance Increase (Decrease) from operations (NET) *	(4,865,933)	(327,960)	(334,243)	(1,476,691)	(306,627)	(1,228,603)	(8,540,057)	(34,632)	(1,557)	(8,576,246)
FUND BALANCE (GAAP), end of year	12,060,657	13,786,381	2,040,660	7,772,678	13,747,258	8,138,830	57,546,464	5,613,958	99,382	71,398,634
Less: FUND BALANCE UNAVAILABLE FOR APPROPRIATION, end of year										
NET FUND BALANCE, end of year	\$ 11,666,982	4,786,381	854,860	7,772,678	3,447,258	7,208,423	35,736,582	5,613,958	61,711	41,412,251
Net Fund Balance as a percent of expenditures	34.83%	25.98%	21.57%	91.70%	33.07%					

* Net Change = "Total Financial Sources" - "Total Financial Uses" - "Fund Balance Used for Operations"

Fund Statements—

This section contains Fund Statements for the County's various operating funds, including summary fund statements as well as individual fund statements. The statements present comparative financial information for three fiscal years and are organized and presented as shown below. Information pertaining to Capital Project Funds is presented in a separate tab section.

- Fund Statement for all Governmental Funds (All Funds Combined)
- Fund Statements for each of the County's Major Funds (Individual Fund Statements)
- Fund Statements for Nonmajor Special Revenue Funds (All Funds Combined)
- Fund Statements for Nonmajor Special Revenue Funds (Individual Fund Statements)
- Fund Statements for Nonmajor Debt Service Funds (All Funds Combined)
- Fund Statements for Nonmajor Debt Service Funds (Individual Fund Statements)
- Fund Statements for Internal Service Funds (All Funds Combined)
- Fund Statements for Internal Service Funds (Individual Fund Statements)
- Fund Statements for Private Purpose Trust Funds (All Funds Combined)
- Fund Statements for Private Purpose Trust Funds (Individual Fund Statements)

Governmental Funds

Fund Statement—General Fund 100 (Major Fund)

	2016 Actual	2017 Budget	2017 Estimated	2018 Budget
FINANCIAL SOURCES:				
Revenues				
Property Taxes	\$ 3,512,970	3,537,400	3,562,511	3,614,640
Assessments	-	-	-	-
Sales Taxes	14,281,327	14,317,000	14,281,000	14,317,000
Franchise Taxes	167,080	164,000	158,400	158,400
Licenses and Permits	672,464	539,650	957,850	616,774
Intergovernmental	2,048,902	2,022,224	2,012,653	1,941,898
Charges for Services	4,472,121	3,918,720	3,867,553	3,904,186
Fines and Forfeitures	16,866	13,000	13,000	13,000
Interest	97,245	100,106	237,248	218,081
Hospital Lease	1,837,960	1,847,150	1,876,006	1,885,000
Other	768,429	1,443,574	1,345,551	2,005,631
Total Revenues	27,875,364	27,902,824	28,311,772	28,674,610
Other Financing Sources				
Transfer In from other funds	14,844	28,780	21,285	11,150
Proceeds of Long-Term Debt	-	-	-	-
Other (Sale of Capital Assets, Insurance Proceeds, etc)	82,832	3,014	73,150	7,328
Total Other Financing Sources	97,676	31,794	94,435	18,478
Fund Balance Used for Operations	-	3,864,824	-	4,865,933
TOTAL FINANCIAL SOURCES	\$ 27,973,040	31,799,442	28,406,207	33,559,021
FINANCIAL USES:				
Expenditures				
Personal Services	\$ 17,023,349	18,316,213	17,121,547	18,540,059
Materials & Supplies	959,986	986,559	847,755	1,004,819
Dues Travel & Training	209,088	369,864	242,834	419,387
Utilities	514,750	523,672	528,510	542,456
Vehicle Expense	293,525	344,666	315,152	326,930
Equip & Bldg Maintenance	364,032	343,728	246,965	348,651
Contractual Services	4,245,500	2,961,060	2,721,660	3,207,279
Debt Service (Principal and Interest)	384,913	383,869	383,869	438,263
Emergency	-	594,189	-	854,000
Other	2,857,491	4,831,246	4,634,502	5,151,558
Fixed Asset Additions	367,284	2,084,376	478,198	2,665,619
Total Expenditures	27,219,918	31,739,442	27,520,992	33,499,021
Other Financing Uses				
Transfer Out to other funds	60,000	60,000	60,000	60,000
Early Retirement of Long-Term Debt	-	-	-	-
Total Other Financing Uses	60,000	60,000	60,000	60,000
TOTAL FINANCIAL USES	\$ 27,279,918	31,799,442	27,580,992	33,559,021
FUND BALANCE:				
FUND BALANCE (GAAP), beginning of year	\$ 15,492,461	16,316,885	16,316,885	16,926,590
Less encumbrances, beginning of year	(84,208)	(215,510)	(215,510)	-
Add encumbrances, end of year	215,510	-	-	-
Fund Balance Increase (Decrease) resulting from operations	693,122	(3,864,824)	825,215	(4,865,933)
FUND BALANCE (GAAP), end of year	16,316,885	12,236,551	16,926,590	12,060,657
Less: FUND BALANCE UNAVAILABLE FOR APPROPRIATION, end of year	(615,218)	(393,675)	(393,675)	(393,675)
NET FUND BALANCE, end of year	\$ 15,701,667	11,842,876	16,532,915	11,666,982
Net Fund Balance as a percent of expenditures	57.68%	37.31%	60.07%	34.83%

Governmental Funds

Fund Statement—Road & Bridge Fund 204 and 208 Combined (Major Fund)

Departments funded by Road & Bridge Sales Tax

	2040	2041	2045	2046	2048	2049	2080	Total
	Maintenance	Infrastructure Preservat/Rehab	Design & Construction	Stormwater Administration	Insurance Claim Activity	Contractual Services	R&B Road Sales Tax	
REVENUES:								
Property Taxes	\$ -	\$ -	\$ -	\$ -	\$ -	\$ 1,603,100	\$ -	\$ 1,603,100
Sales Taxes	-	-	-	-	-	525,000	14,306,000	14,831,000
Licenses and Permits	-	-	8,400	2,200	-	-	-	10,600
Intergovernmental	-	-	3,000	-	-	1,271,000	-	1,274,000
Charges for Services	29,000	-	5	1,150	-	7,000	-	37,155
Fines and Forfeitures	-	-	-	-	-	-	-	-
Interest	-	-	-	-	-	605	185,000	185,605
Hospital Lease	-	-	-	-	-	-	-	-
Other	147,915	-	4,111	-	-	-	-	152,026
Total Revenues	\$ 176,915	\$ -	\$ 15,516	\$ 3,350	\$ -	\$ 3,406,705	\$ 14,491,000	\$ 18,093,486
EXPENDITURES:								
Personal Services	3,434,851	-	981,049	98,244	-	-	-	4,514,144
Materials & Supplies	2,079,611	-	8,810	8,875	-	-	-	2,097,296
Dues Travel & Training	26,500	-	18,145	4,665	-	-	-	49,310
Utilities	102,420	-	11,100	636	-	-	-	114,156
Vehicle Expense	470,333	-	14,400	1,305	-	-	-	486,038
Equip & Bldg Maintenance	321,323	-	2,026	1,307	-	-	-	324,656
Contractual Services	350,215	4,990,000	44,357	2,732	20,000	3,298,385	-	8,705,689
Emergency	150,000	-	100,000	-	-	-	-	250,000
Other	10,400	-	40,960	11,980	-	697,000	-	760,340
Fixed Asset Additions	1,031,490	-	92,635	1,610	-	-	-	1,125,735
Total Expenditures	\$ 7,977,143	\$ 4,990,000	\$ 1,313,482	\$ 131,354	\$ 20,000	\$ 3,995,385	\$ -	\$ 18,427,364
FUND BALANCE USED FOR OPERATIONS								\$ 327,960

Governmental Funds

Fund Statement—Law Enforcement Services Fund 290 (Major Fund)

Departments funded by Law Enforcement Sales Tax

	2900	2901	2902	2903	2904	2905	2906	2907	Fund
	Revenue	Sheriff Operations	Corrections Operations	Prosecuting Attorney	Alternative Sentencing	Judicial Info System	Contract Inmate Housing	Information System -Court	290 Total
REVENUES:									
Taxes	\$ 3,577,000	\$ -	\$ -	\$ -	\$ -	\$ -	\$ -	\$ -	\$ 3,577,000
Licenses and Permits	-	-	-	-	-	-	-	-	-
Intergovernmental	-	-	-	-	-	-	-	-	-
Charges for Services	-	-	-	-	1,000	-	-	-	1,000
Fines and Forfeitures	-	-	-	-	-	-	-	-	-
Interest	31,200	-	-	-	-	-	-	-	31,200
Hospital Lease	-	-	-	-	-	-	-	-	-
Other	-	20,313	-	-	-	-	-	-	20,313
Total Revenues	\$ 3,608,200	\$ 20,313	\$ -	\$ -	\$ 1,000	\$ -	\$ -	\$ -	\$ 3,629,513
EXPENDITURES:									
Personal Services	-	1,311,351	810,033	347,745	311,904	-	-	-	2,781,033
Materials & Supplies	-	83,704	3,396	2,944	3,485	-	-	-	93,529
Dues Travel & Training	-	16,505	-	3,554	2,470	-	-	-	22,529
Utilities	-	31,267	-	1,980	11,250	11,541	-	2,100	58,138
Vehicle Expense	-	-	-	-	150	-	-	-	150
Equip & Bldg Maintenance	-	53,742	10,258	-	600	-	-	-	64,600
Contractual Services	2,500	40,731	12,830	-	50,840	24,660	195,000	-	326,561
Emergency	25,000	-	-	-	-	-	-	-	25,000
Other	2,300	-	-	-	79,473	-	-	-	81,773
Fixed Asset Additions	-	476,637	30,156	-	1,800	1,850	-	-	510,443
Total Expenditures	\$ 29,800	\$ 2,013,937	\$ 866,673	\$ 356,223	\$ 461,972	\$ 38,051	\$ 195,000	\$ 2,100	\$ 3,963,756
REVENUES OVER (UNDER) EXPENDITURES									\$ (334,243)

Governmental Funds

Fund Statement-911/Emergency Management 270 (Major Fund)

	2016 Actual	2017 Budget	2017 Estimated	2018 Budget
FINANCIAL SOURCES:				
Revenues				
Property Taxes	\$ -	-	-	-
Assessments	-	-	-	-
Sales Taxes	10,689,521	10,698,000	10,690,000	10,716,000
Franchise Taxes	-	-	-	-
Licenses and Permits	-	-	-	-
Intergovernmental	113,109	168,938	118,331	121,969
Charges for Services	227,685	750	150	750
Fines and Forfeitures	-	-	-	-
Interest	37,777	65,500	128,451	148,900
Hospital Lease	-	-	-	-
Other	386	-	588	-
Total Revenues	11,068,478	10,933,188	10,937,520	10,987,619
Other Financing Sources				
Transfer In from other funds	33,240	-	-	-
Proceeds of Long-Term Debt	-	-	-	-
Other (Sale of Capital Assets, Insurance Proceeds, etc)	-	-	4,899	-
Total Other Financing Sources	33,240	-	4,899	-
Fund Balance Used for Operations	-	-	-	306,627
TOTAL FINANCIAL SOURCES	\$ 11,101,718	10,933,188	10,942,419	11,294,246
FINANCIAL USES:				
Expenditures				
Personal Services	\$ 2,902,897	4,300,771	3,395,433	4,320,863
Materials & Supplies	72,397	87,085	74,287	99,312
Dues Travel & Training	48,160	221,852	172,034	164,150
Utilities	70,019	202,500	257,792	528,284
Vehicle Expense	9,367	24,362	22,493	28,862
Equip & Bldg Maintenance	100,110	320,433	288,161	560,826
Contractual Services	677,903	1,189,721	1,123,532	1,070,089
Debt Service (Principal and Interest)	-	-	-	-
Emergency	-	-	-	100,000
Other	100,993	561,397	452,894	844,614
Fixed Asset Additions	70,144	1,220,156	956,357	2,705,559
Total Expenditures	4,051,990	8,128,277	6,742,983	10,422,559
Other Financing Uses				
Transfer Out to other funds	2,105,894	872,587	872,587	871,687
Early Retirement of Long-Term Debt	-	-	-	-
Total Other Financing Uses	2,105,894	872,587	872,587	871,687
TOTAL FINANCIAL USES	\$ 6,157,884	9,000,864	7,615,570	11,294,246
FUND BALANCE:				
FUND BALANCE (GAAP), beginning of year	\$ 5,904,182	10,727,036	10,727,036	14,053,885
Less encumbrances, beginning of year	(160,755)	-	-	-
Add encumbrances, end of year	39,775	-	-	-
Fund Balance Increase (Decrease) resulting from operations	4,943,834	1,932,324	3,326,849	(306,627)
FUND BALANCE (GAAP), end of year	10,727,036	12,659,360	14,053,885	13,747,258
Less: FUND BALANCE UNAVAILABLE FOR APPROPRIATION, end of year				
	-	(10,300,000)	(10,300,000)	(10,300,000)
NET FUND BALANCE, end of year	\$ 10,727,036	2,359,360	3,753,885	3,447,258
Net Fund Balance as a percent of expenditures	264.74%	29.03%	55.67%	33.07%

Governmental Funds

Fund Statement—Special Revenue Funds Combined (Nonmajor Funds)

	2016 Actual	2017 Budget	2017 Estimated	2018 Budget
FINANCIAL SOURCES:				
Revenues				
Property Taxes	\$ -	-	-	-
Assessments	-	-	-	-
Sales Taxes	3,920	-	6,000	3,000
Franchise Taxes	-	-	-	-
Licenses and Permits	146,846	50,000	22,512	22,512
Intergovernmental	389,960	415,176	433,037	236,912
Charges for Services	2,115,561	1,964,810	2,014,294	2,033,471
Fines and Forfeitures	-	-	-	-
Interest	60,687	72,961	101,786	84,173
Hospital Lease	523,846	525,500	534,690	537,000
Other	17,325	6,540	9,631	6,740
Total Revenues	3,258,145	3,034,987	3,121,950	2,923,808
Other Financing Sources				
Transfer In from other funds	7,917	7,010	7,750	6,415
Proceeds of Long-Term Debt	-	-	-	-
Other (Sale of Capital Assets, Insurance Proceeds, etc)	3,350	1,200	7,000	-
Total Other Financing Sources	11,267	8,210	14,750	6,415
Fund Balance Used for Operations	24,823	1,770,671	-	1,194,133
TOTAL FINANCIAL SOURCES	\$ 3,294,235	4,813,868	3,136,700	4,124,356
FINANCIAL USES:				
Expenditures				
Personal Services	\$ 1,103,804	1,347,665	1,077,207	1,223,055
Materials & Supplies	138,614	138,482	97,102	134,309
Dues Travel & Training	86,649	157,933	102,901	107,577
Utilities	12,117	14,208	9,756	8,344
Vehicle Expense	2,771	10,615	2,681	10,315
Equip & Bldg Maintenance	15,705	21,506	19,949	14,520
Contractual Services	1,589,132	1,820,040	1,091,208	1,331,021
Debt Service (Principal and Interest)	-	-	-	-
Emergency	-	12,000	-	12,000
Other	(92,121)	986,407	473,282	1,005,865
Fixed Asset Additions	376,438	229,222	167,893	219,785
Total Expenditures	3,233,109	4,738,078	3,041,979	4,066,791
Other Financing Uses				
Transfer Out to other funds	61,126	75,790	68,440	57,565
Early Retirement of Long-Term Debt	-	-	-	-
Total Other Financing Uses	61,126	75,790	68,440	57,565
TOTAL FINANCIAL USES	\$ 3,294,235	4,813,868	3,110,419	4,124,356
FUND BALANCE:				
FUND BALANCE (GAAP), beginning of year	\$ 8,604,919	8,578,388	8,578,388	8,402,556
Less encumbrances, beginning of year	(511,887)	(202,113)	(202,113)	-
Add encumbrances, end of year	510,179	-	-	-
Fund Balance Increase (Decrease) resulting from operations	(24,823)	(1,770,671)	26,281	(1,194,133)
FUND BALANCE (GAAP), end of year	8,578,388	6,605,604	8,402,556	7,208,423
Less: FUND BALANCE UNAVAILABLE FOR APPROPRIATION, end of year	(510,179)	-	-	-
NET FUND BALANCE, end of year	\$ 8,068,209	6,605,604	8,402,556	7,208,423

Governmental Funds

Fund Statement—Domestic Violence Fund 203 (Nonmajor Fund)

	2016 Actual	2017 Budget	2017 Estimated	2018 Budget
FINANCIAL SOURCES:				
Revenues				
Property Taxes	\$ -	-	-	-
Assessments	-	-	-	-
Sales Taxes	-	-	-	-
Franchise Taxes	-	-	-	-
Licenses and Permits	-	-	-	-
Intergovernmental	-	-	-	-
Charges for Services	26,907	28,000	28,000	28,000
Fines and Forfeitures	-	-	-	-
Interest	249	370	418	370
Hospital Lease	-	-	-	-
Other	-	-	-	-
Total Revenues	27,156	28,370	28,418	28,370
Other Financing Sources				
Transfer In from other funds	-	-	-	-
Proceeds of Long-Term Debt	-	-	-	-
Other (Sale of Capital Assets, Insurance Proceeds, etc)	-	-	-	-
Total Other Financing Sources	-	-	-	-
Fund Balance Used for Operations	-	-	-	-
TOTAL FINANCIAL SOURCES	\$ 27,156	28,370	28,418	28,370
FINANCIAL USES:				
Expenditures				
Personal Services	\$ -	-	-	-
Materials & Supplies	-	-	-	-
Dues Travel & Training	-	-	-	-
Utilities	-	-	-	-
Vehicle Expense	-	-	-	-
Equip & Bldg Maintenance	-	-	-	-
Contractual Services	-	-	-	-
Debt Service (Principal and Interest)	-	-	-	-
Emergency	-	-	-	-
Other	27,121	27,696	27,696	27,696
Fixed Asset Additions	-	-	-	-
Total Expenditures	27,121	27,696	27,696	27,696
Other Financing Uses				
Transfer Out to other funds	-	-	-	-
Early Retirement of Long-Term Debt	-	-	-	-
Total Other Financing Uses	-	-	-	-
TOTAL FINANCIAL USES	\$ 27,121	27,696	27,696	27,696
FUND BALANCE:				
FUND BALANCE (GAAP), beginning of year	\$ 34,427	34,462	34,462	35,184
Less encumbrances, beginning of year	-	-	-	-
Add encumbrances, end of year	-	-	-	-
Fund Balance Increase (Decrease) resulting from operations	35	674	722	674
FUND BALANCE (GAAP), end of year	34,462	35,136	35,184	35,858
Less: FUND BALANCE UNAVAILABLE FOR APPROPRIATION, end of year	-	-	-	-
NET FUND BALANCE, end of year	\$ 34,462	35,136	35,184	35,858

Governmental Funds

Fund Statement—Tax Maintenance Fund 211 (Nonmajor Fund)

	2016 Actual	2017 Budget	2017 Estimated	2018 Budget
FINANCIAL SOURCES:				
Revenues				
Property Taxes	\$ -	-	-	-
Assessments	-	-	-	-
Sales Taxes	-	-	-	-
Franchise Taxes	-	-	-	-
Licenses and Permits	-	-	-	-
Intergovernmental	-	-	-	-
Charges for Services	190,301	188,500	190,500	190,500
Fines and Forfeitures	-	-	-	-
Interest	1,721	2,326	3,037	3,037
Hospital Lease	-	-	-	-
Other	-	-	-	-
Total Revenues	192,022	190,826	193,537	193,537
Other Financing Sources				
Transfer In from other funds	-	-	-	-
Proceeds of Long-Term Debt	-	-	-	-
Other (Sale of Capital Assets, Insurance Proceeds, etc)	-	-	-	-
Total Other Financing Sources	-	-	-	-
Fund Balance Used for Operations	-	55,989	-	49,180
TOTAL FINANCIAL SOURCES	\$ 192,022	246,815	193,537	242,717
FINANCIAL USES:				
Expenditures				
Personal Services	\$ 8,238	45,106	30,135	44,894
Materials & Supplies	2,243	900	1,024	900
Dues Travel & Training	225	11,050	7,950	11,050
Utilities	-	-	-	-
Vehicle Expense	-	-	-	-
Equip & Bldg Maintenance	-	-	-	-
Contractual Services	151,748	13,825	3,825	13,825
Debt Service (Principal and Interest)	-	-	-	-
Emergency	-	-	-	-
Other	-	165,784	119,340	147,048
Fixed Asset Additions	2,495	-	-	25,000
Total Expenditures	164,949	236,665	162,274	242,717
Other Financing Uses				
Transfer Out to other funds	-	10,150	10,150	-
Early Retirement of Long-Term Debt	-	-	-	-
Total Other Financing Uses	-	10,150	10,150	-
TOTAL FINANCIAL USES	\$ 164,949	246,815	172,424	242,717
FUND BALANCE:				
FUND BALANCE (GAAP), beginning of year	\$ 257,493	284,566	284,566	305,679
Less encumbrances, beginning of year	-	-	-	-
Add encumbrances, end of year	-	-	-	-
Fund Balance Increase (Decrease) resulting from operations	27,073	(55,989)	21,113	(49,180)
FUND BALANCE (GAAP), end of year	284,566	228,577	305,679	256,499
Less: FUND BALANCE UNAVAILABLE FOR APPROPRIATION, end of year				
	-	-	-	-
NET FUND BALANCE, end of year	\$ 284,566	228,577	305,679	256,499

Governmental Funds

Fund Statement—Community Health/Medical Fund 213 (Nonmajor Fund)

	2016 Actual	2017 Budget	2017 Estimated	2018 Budget
FINANCIAL SOURCES:				
Revenues				
Property Taxes	\$ -	-	-	-
Assessments	-	-	-	-
Sales Taxes	-	-	-	-
Franchise Taxes	-	-	-	-
Licenses and Permits	-	-	-	-
Intergovernmental	-	-	-	-
Charges for Services	-	-	-	-
Fines and Forfeitures	-	-	-	-
Interest	25,902	41,600	46,400	46,400
Hospital Lease	523,846	525,500	534,690	537,000
Other	8,767	-	-	-
Total Revenues	558,515	567,100	581,090	583,400
Other Financing Sources				
Transfer In from other funds	-	-	-	-
Proceeds of Long-Term Debt	-	-	-	-
Other (Sale of Capital Assets, Insurance Proceeds, etc)	-	-	-	-
Total Other Financing Sources	-	-	-	-
Fund Balance Used for Operations	-	532,066	199,360	155,850
TOTAL FINANCIAL SOURCES	\$ 558,515	1,099,166	780,450	739,250
FINANCIAL USES:				
Expenditures				
Personal Services	\$ 40,479	28,916	29,240	30,000
Materials & Supplies	-	-	-	-
Dues Travel & Training	-	-	-	-
Utilities	-	-	-	-
Vehicle Expense	-	-	-	-
Equip & Bldg Maintenance	-	-	-	-
Contractual Services	403,336	1,055,000	751,100	694,000
Debt Service (Principal and Interest)	-	-	-	-
Emergency	-	-	-	-
Other	(186,095)	15,250	110	15,250
Fixed Asset Additions	-	-	-	-
Total Expenditures	257,720	1,099,166	780,450	739,250
Other Financing Uses				
Transfer Out to other funds	-	-	-	-
Early Retirement of Long-Term Debt	-	-	-	-
Total Other Financing Uses	-	-	-	-
TOTAL FINANCIAL USES	\$ 257,720	1,099,166	780,450	739,250
FUND BALANCE:				
FUND BALANCE (GAAP), beginning of year	\$ 3,514,049	3,546,010	3,546,010	3,346,650
Less encumbrances, beginning of year	(491,766)	-	-	-
Add encumbrances, end of year	222,932	-	-	-
Fund Balance Increase (Decrease) resulting from operations	300,795	(532,066)	(199,360)	(155,850)
FUND BALANCE (GAAP), end of year	3,546,010	3,013,944	3,346,650	3,190,800
Less: FUND BALANCE UNAVAILABLE FOR APPROPRIATION, end of year	(222,932)	-	-	-
NET FUND BALANCE, end of year	\$ 3,323,078	3,013,944	3,346,650	3,190,800

Governmental Funds

Fund Statement—Election Services Fund 230 (Nonmajor Fund)

	2016 Actual	2017 Budget	2017 Estimated	2018 Budget
FINANCIAL SOURCES:				
Revenues				
Property Taxes	\$ -	-	-	-
Assessments	-	-	-	-
Sales Taxes	-	-	-	-
Franchise Taxes	-	-	-	-
Licenses and Permits	-	-	-	-
Intergovernmental	113,980	44,327	60,527	22,000
Charges for Services	167,868	58,000	100,000	72,000
Fines and Forfeitures	-	-	-	-
Interest	3,696	4,250	3,450	3,450
Hospital Lease	-	-	-	-
Other	-	-	2,320	-
Total Revenues	285,544	106,577	166,297	97,450
Other Financing Sources				
Transfer In from other funds	-	-	-	-
Proceeds of Long-Term Debt	-	-	-	-
Other (Sale of Capital Assets, Insurance Proceeds, etc)	-	-	-	-
Total Other Financing Sources	-	-	-	-
Fund Balance Used for Operations	160,432	26,470	-	270
TOTAL FINANCIAL SOURCES	\$ 445,976	133,047	166,297	97,720
FINANCIAL USES:				
Expenditures				
Personal Services	\$ -	-	-	-
Materials & Supplies	18,000	-	-	-
Dues Travel & Training	-	9,300	-	3,300
Utilities	3,460	3,500	2,700	1,500
Vehicle Expense	-	-	-	-
Equip & Bldg Maintenance	-	-	-	-
Contractual Services	281,818	42,920	42,500	42,920
Debt Service (Principal and Interest)	-	-	-	-
Emergency	-	-	-	-
Other	-	48,000	(3,549)	50,000
Fixed Asset Additions	142,698	29,327	29,327	-
Total Expenditures	445,976	133,047	70,978	97,720
Other Financing Uses				
Transfer Out to other funds	-	-	-	-
Early Retirement of Long-Term Debt	-	-	-	-
Total Other Financing Uses	-	-	-	-
TOTAL FINANCIAL USES	\$ 445,976	133,047	70,978	97,720
FUND BALANCE:				
FUND BALANCE (GAAP), beginning of year	\$ 433,434	278,767	278,767	364,176
Less encumbrances, beginning of year	(4,145)	(9,910)	(9,910)	-
Add encumbrances, end of year	9,910	-	-	-
Fund Balance Increase (Decrease) resulting from operations	(160,432)	(26,470)	95,319	(270)
FUND BALANCE (GAAP), end of year	278,767	242,387	364,176	363,906
Less: FUND BALANCE UNAVAILABLE FOR APPROPRIATION, end of year				
	(9,910)	-	-	-
NET FUND BALANCE, end of year	\$ 268,857	242,387	364,176	363,906

Governmental Funds

Fund Statement—FVAP Ease Grand Fund 233 (Nonmajor Fund)

	2016 Actual	2017 Budget	2017 Estimated	2018 Budget
FINANCIAL SOURCES:				
Revenues				
Property Taxes	\$ -	-	-	-
Assessments	-	-	-	-
Sales Taxes	-	-	-	-
Franchise Taxes	-	-	-	-
Licenses and Permits	-	-	-	-
Intergovernmental	-	-	-	-
Charges for Services	-	-	-	-
Fines and Forfeitures	-	-	-	-
Interest	342	340	686	591
Hospital Lease	-	-	-	-
Other	-	-	-	-
Total Revenues	342	340	686	591
Other Financing Sources				
Transfer In from other funds	-	-	-	-
Proceeds of Long-Term Debt	-	-	-	-
Other (Sale of Capital Assets, Insurance Proceeds, etc)	-	1,200	1,200	-
Total Other Financing Sources	-	1,200	1,200	-
Fund Balance Used for Operations	-	-	-	-
TOTAL FINANCIAL SOURCES	\$ 342	1,540	1,886	591
FINANCIAL USES:				
Expenditures				
Personal Services	\$ -	-	-	-
Materials & Supplies	-	-	-	-
Dues Travel & Training	-	-	-	-
Utilities	-	-	-	-
Vehicle Expense	-	-	-	-
Equip & Bldg Maintenance	-	-	-	-
Contractual Services	-	-	-	-
Debt Service (Principal and Interest)	-	-	-	-
Emergency	-	-	-	-
Other	-	-	-	-
Fixed Asset Additions	-	-	-	-
Total Expenditures	-	-	-	-
Other Financing Uses				
Transfer Out to other funds	-	-	-	-
Early Retirement of Long-Term Debt	-	-	-	-
Total Other Financing Uses	-	-	-	-
TOTAL FINANCIAL USES	\$ -	-	-	-
FUND BALANCE:				
FUND BALANCE (GAAP), beginning of year	\$ 47,473	47,815	47,815	49,701
Less encumbrances, beginning of year	-	-	-	-
Add encumbrances, end of year	-	-	-	-
Fund Balance Increase (Decrease) resulting from operations	342	1,540	1,886	591
FUND BALANCE (GAAP), end of year	47,815	49,355	49,701	50,292
Less: FUND BALANCE UNAVAILABLE FOR APPROPRIATION, end of year	-	-	-	-
NET FUND BALANCE, end of year	\$ 47,815	49,355	49,701	50,292

Governmental Funds

Fund Statement—Public Safety Citizen Contribution Fund 252 (Nonmajor Fund)

	2016 Actual	2017 Budget	2017 Estimated	2018 Budget
FINANCIAL SOURCES:				
Revenues				
Property Taxes	\$ -	-	-	-
Assessments	-	-	-	-
Sales Taxes	-	-	-	-
Franchise Taxes	-	-	-	-
Licenses and Permits	-	-	-	-
Intergovernmental	-	-	-	-
Charges for Services	6,000	-	-	-
Fines and Forfeitures	-	-	-	-
Interest	162	250	281	228
Hospital Lease	-	-	-	-
Other	-	-	-	-
Total Revenues	6,162	250	281	228
Other Financing Sources				
Transfer In from other funds	-	-	-	-
Proceeds of Long-Term Debt	-	-	-	-
Other (Sale of Capital Assets, Insurance Proceeds, etc)	-	-	-	-
Total Other Financing Sources	-	-	-	-
Fund Balance Used for Operations	-	14,850	5,307	14,872
TOTAL FINANCIAL SOURCES	\$ 6,162	15,100	5,588	15,100
FINANCIAL USES:				
Expenditures				
Personal Services	\$ 1,118	5,585	5,588	5,585
Materials & Supplies	504	1,815	-	1,815
Dues Travel & Training	785	700	-	700
Utilities	-	-	-	-
Vehicle Expense	-	-	-	-
Equip & Bldg Maintenance	-	-	-	-
Contractual Services	-	-	-	-
Debt Service (Principal and Interest)	-	-	-	-
Emergency	-	-	-	-
Other	-	7,000	-	7,000
Fixed Asset Additions	-	-	-	-
Total Expenditures	2,407	15,100	5,588	15,100
Other Financing Uses				
Transfer Out to other funds	-	-	-	-
Early Retirement of Long-Term Debt	-	-	-	-
Total Other Financing Uses	-	-	-	-
TOTAL FINANCIAL USES	\$ 2,407	15,100	5,588	15,100
FUND BALANCE:				
FUND BALANCE (GAAP), beginning of year	\$ 22,707	26,462	26,462	21,155
Less encumbrances, beginning of year	-	-	-	-
Add encumbrances, end of year	-	-	-	-
Fund Balance Increase (Decrease) resulting from operations	3,755	(14,850)	(5,307)	(14,872)
FUND BALANCE (GAAP), end of year	26,462	11,612	21,155	6,283
Less: FUND BALANCE UNAVAILABLE FOR APPROPRIATION, end of year	-	-	-	-
NET FUND BALANCE, end of year	\$ 26,462	11,612	21,155	6,283

Governmental Funds

Fund Statement—Sheriff Civil Charges Fund 254 (Nonmajor Fund)

	2016 Actual	2017 Budget	2017 Estimated	2018 Budget
FINANCIAL SOURCES:				
Revenues				
Property Taxes	\$ -	-	-	-
Assessments	-	-	-	-
Sales Taxes	-	-	-	-
Franchise Taxes	-	-	-	-
Licenses and Permits	-	-	-	-
Intergovernmental	-	-	-	-
Charges for Services	50,000	50,000	50,000	50,000
Fines and Forfeitures	-	-	-	-
Intercst	196	263	136	308
Hospital Lease	-	-	-	-
Other	-	-	-	-
Total Revenues	50,196	50,263	50,136	50,308
Other Financing Sources				
Transfer In from other funds	-	-	-	-
Proceeds of Long-Term Debt	-	-	-	-
Other (Sale of Capital Assets, Insurance Proceeds, etc)	-	-	-	-
Total Other Financing Sources	-	-	-	-
Fund Balance Used for Operations	-	-	-	-
TOTAL FINANCIAL SOURCES	\$ 50,196	50,263	50,136	50,308
FINANCIAL USES:				
Expenditures				
Personal Services	\$ -	-	-	-
Materials & Supplies	1,500	1,500	1,500	1,500
Dues Travel & Training	-	-	-	-
Utilities	2,837	3,618	1,156	504
Vehicle Expense	-	-	-	-
Equip & Bldg Maintenance	178	-	-	-
Contractual Services	1,649	1,684	1,329	760
Debt Service (Principal and Interest)	-	-	-	-
Emergency	-	-	-	-
Other	-	500	-	500
Fixed Asset Additions	-	-	-	-
Total Expenditures	6,164	7,302	3,985	3,264
Other Financing Uses				
Transfer Out to other funds	40,000	40,000	40,000	40,000
Early Retirement of Long-Term Debt	-	-	-	-
Total Other Financing Uses	40,000	40,000	40,000	40,000
TOTAL FINANCIAL USES	\$ 46,164	47,302	43,985	43,264
FUND BALANCE:				
FUND BALANCE (GAAP), beginning of year	\$ 18,074	22,106	22,106	28,257
Less encumbrances, beginning of year	-	-	-	-
Add encumbrances, end of year	-	-	-	-
Fund Balance Increase (Decrease) resulting from operations	4,032	2,961	6,151	7,044
FUND BALANCE (GAAP), end of year	22,106	25,067	28,257	35,301
Less: FUND BALANCE UNAVAILABLE FOR APPROPRIATION, end of year				
	-	-	-	-
NET FUND BALANCE, end of year	\$ 22,106	25,067	28,257	35,301

Governmental Funds

Fund Statement—Inmate Prisoner Detainee Security Fund 256 (Nonmajor Fund)

	2016 Actual	2017 Budget	2017 Estimated	2018 Budget
FINANCIAL SOURCES:				
Revenues				
Property Taxes	\$ -	-	-	-
Assessments	-	-	-	-
Sales Taxes	-	-	-	-
Franchise Taxes	-	-	-	-
Licenses and Permits	-	-	-	-
Intergovernmental	-	-	-	-
Charges for Services	26,319	30,400	26,800	26,800
Fines and Forfeitures	-	-	-	-
Interest	1,416	2,144	1,428	1,250
Hospital Lease	-	-	-	-
Other	-	-	-	-
Total Revenues	27,735	32,544	28,228	28,050
Other Financing Sources				
Transfer In from other funds	-	-	-	-
Proceeds of Long-Term Debt	-	-	-	-
Other (Sale of Capital Assets, Insurance Proceeds, etc)	-	-	-	-
Total Other Financing Sources	-	-	-	-
Fund Balance Used for Operations	173,102	5,287	-	9,781
TOTAL FINANCIAL SOURCES	\$ 200,837	37,831	28,228	37,831
FINANCIAL USES:				
Expenditures				
Personal Services	\$ -	-	-	-
Materials & Supplies	-	-	-	-
Dues Travel & Training	-	-	-	-
Utilities	-	-	-	-
Vehicle Expense	-	-	-	-
Equip & Bldg Maintenance	-	-	-	-
Contractual Services	83,812	37,831	18,150	37,831
Debt Service (Principal and Interest)	-	-	-	-
Emergency	-	-	-	-
Other	-	-	-	-
Fixed Asset Additions	117,025	-	-	-
Total Expenditures	200,837	37,831	18,150	37,831
Other Financing Uses				
Transfer Out to other funds	-	-	-	-
Early Retirement of Long-Term Debt	-	-	-	-
Total Other Financing Uses	-	-	-	-
TOTAL FINANCIAL USES	\$ 200,837	37,831	18,150	37,831
FUND BALANCE:				
FUND BALANCE (GAAP), beginning of year	\$ 182,348	94,380	94,380	104,458
Less encumbrances, beginning of year	-	-	-	-
Add encumbrances, end of year	85,134	-	-	-
Fund Balance Increase (Decrease) resulting from operations	(173,102)	(5,287)	10,078	(9,781)
FUND BALANCE (GAAP), end of year	94,380	89,093	104,458	94,677
Less: FUND BALANCE UNAVAILABLE FOR APPROPRIATION, end of year	(85,134)	-	-	-
NET FUND BALANCE, end of year	\$ 9,246	89,093	104,458	94,677

Governmental Funds

Fund Statement—PA Training Fund 260 (Nonmajor Fund)

	2016 Actual	2017 Budget	2017 Estimated	2018 Budget
FINANCIAL SOURCES:				
Revenues				
Property Taxes	\$ -	-	-	-
Assessments	-	-	-	-
Sales Taxes	-	-	-	-
Franchise Taxes	-	-	-	-
Licenses and Permits	-	-	-	-
Intergovernmental	-	-	-	-
Charges for Services	3,166	3,300	3,100	3,165
Fines and Forfeitures	-	-	-	-
Interest	21	11	42	41
Hospital Lease	-	-	-	-
Other	-	-	-	-
Total Revenues	3,187	3,311	3,142	3,206
Other Financing Sources				
Transfer In from other funds	-	-	-	-
Proceeds of Long-Term Debt	-	-	-	-
Other (Sale of Capital Assets, Insurance Proceeds, etc)	-	-	-	-
Total Other Financing Sources	-	-	-	-
Fund Balance Used for Operations	-	-	-	506
TOTAL FINANCIAL SOURCES	\$ 3,187	3,311	3,142	3,712
FINANCIAL USES:				
Expenditures				
Personal Services	\$ -	-	-	-
Materials & Supplies	-	-	-	-
Dues Travel & Training	1,856	3,163	2,813	3,712
Utilities	-	-	-	-
Vehicle Expense	-	-	-	-
Equip & Bldg Maintenance	-	-	-	-
Contractual Services	-	-	-	-
Debt Service (Principal and Interest)	-	-	-	-
Emergency	-	-	-	-
Other	-	-	-	-
Fixed Asset Additions	-	-	-	-
Total Expenditures	1,856	3,163	2,813	3,712
Other Financing Uses				
Transfer Out to other funds	-	-	-	-
Early Retirement of Long-Term Debt	-	-	-	-
Total Other Financing Uses	-	-	-	-
TOTAL FINANCIAL USES	\$ 1,856	3,163	2,813	3,712
FUND BALANCE:				
FUND BALANCE (GAAP), beginning of year	\$ 2,118	3,449	3,449	3,778
Less encumbrances, beginning of year	-	-	-	-
Add encumbrances, end of year	-	-	-	-
Fund Balance Increase (Decrease) resulting from operations	1,331	148	329	(506)
FUND BALANCE (GAAP), end of year	3,449	3,597	3,778	3,272
Less: FUND BALANCE UNAVAILABLE FOR APPROPRIATION, end of year	-	-	-	-
NET FUND BALANCE, end of year	\$ 3,449	3,597	3,778	3,272

Governmental Funds

Fund Statement—PA Contingency Fund 262 (Nonmajor Fund)

	2016 Actual	2017 Budget	2017 Estimated	2018 Budget
FINANCIAL SOURCES:				
Revenues				
Property Taxes	\$ -	-	-	-
Assessments	-	-	-	-
Sales Taxes	-	-	-	-
Franchise Taxes	-	-	-	-
Licenses and Permits	-	-	-	-
Intergovernmental	-	-	-	-
Charges for Services	20,000	9,000	11,738	20,000
Fines and Forfeitures	-	-	-	-
Interest	-	-	-	-
Hospital Lease	-	-	-	-
Other	-	-	-	-
Total Revenues	20,000	9,000	11,738	20,000
Other Financing Sources				
Transfer In from other funds	-	-	-	-
Proceeds of Long-Term Debt	-	-	-	-
Other (Sale of Capital Assets, Insurance Proceeds, etc)	-	-	-	-
Total Other Financing Sources	-	-	-	-
Fund Balance Used for Operations	-	11,000	8,262	-
TOTAL FINANCIAL SOURCES	\$ 20,000	20,000	20,000	20,000
FINANCIAL USES:				
Expenditures				
Personal Services	\$ -	-	-	-
Materials & Supplies	-	-	-	-
Dues Travel & Training	-	-	-	-
Utilities	-	-	-	-
Vehicle Expense	-	-	-	-
Equip & Bldg Maintenance	-	-	-	-
Contractual Services	-	500	500	500
Debt Service (Principal and Interest)	-	-	-	-
Emergency	-	-	-	-
Other	11,738	19,500	19,500	19,500
Fixed Asset Additions	-	-	-	-
Total Expenditures	11,738	20,000	20,000	20,000
Other Financing Uses				
Transfer Out to other funds	-	-	-	-
Early Retirement of Long-Term Debt	-	-	-	-
Total Other Financing Uses	-	-	-	-
TOTAL FINANCIAL USES	\$ 11,738	20,000	20,000	20,000
FUND BALANCE:				
FUND BALANCE (GAAP), beginning of year	\$ -	8,262	8,262	-
Less encumbrances, beginning of year	-	-	-	-
Add encumbrances, end of year	-	-	-	-
Fund Balance Increase (Decrease) resulting from operations	8,262	(11,000)	(8,262)	-
FUND BALANCE (GAAP), end of year	8,262	(2,738)	-	-
Less: FUND BALANCE UNAVAILABLE FOR APPROPRIATION, end of year				
NET FUND BALANCE, end of year	\$ 8,262	(2,738)	-	-

Governmental Funds

Fund Statement—PA Administrative Handling Fund 265 (Nonmajor Fund)

	2016 Actual	2017 Budget	2017 Estimated	2018 Budget
FINANCIAL SOURCES:				
Revenues				
Property Taxes	\$ -	-	-	-
Assessments	-	-	-	-
Sales Taxes	-	-	-	-
Franchise Taxes	-	-	-	-
Licenses and Permits	-	-	-	-
Intergovernmental	-	-	-	-
Charges for Services	22,318	28,500	20,250	19,500
Fines and Forfeitures	-	-	-	-
Interest	70	105	64	64
Hospital Lease	-	-	-	-
Other	33	40	19	40
Total Revenues	22,421	28,645	20,333	19,604
Other Financing Sources				
Transfer In from other funds	-	-	-	-
Proceeds of Long-Term Debt	-	-	-	-
Other (Sale of Capital Assets, Insurance Proceeds, etc)	-	-	-	-
Total Other Financing Sources	-	-	-	-
Fund Balance Used for Operations	-	-	-	-
TOTAL FINANCIAL SOURCES	\$ 22,421	28,645	20,333	19,604
FINANCIAL USES:				
Expenditures				
Personal Services	\$ -	-	-	-
Materials & Supplies	1,281	1,992	2,031	1,942
Dues Travel & Training	-	-	-	-
Utilities	-	-	-	-
Vehicle Expense	-	-	-	-
Equip & Bldg Maintenance	-	-	-	-
Contractual Services	-	-	-	-
Debt Service (Principal and Interest)	-	-	-	-
Emergency	-	-	-	-
Other	-	10	-	10
Fixed Asset Additions	-	-	-	-
Total Expenditures	1,281	2,002	2,031	1,952
Other Financing Uses				
Transfer Out to other funds	21,126	25,640	18,290	17,565
Early Retirement of Long-Term Debt	-	-	-	-
Total Other Financing Uses	21,126	25,640	18,290	17,565
TOTAL FINANCIAL USES	\$ 22,407	27,642	20,321	19,517
FUND BALANCE:				
FUND BALANCE (GAAP), beginning of year	\$ (21)	(7)	(7)	5
Less encumbrances, beginning of year	-	-	-	-
Add encumbrances, end of year	-	-	-	-
Fund Balance Increase (Decrease) resulting from operations	14	1,003	12	87
FUND BALANCE (GAAP), end of year	(7)	996	5	92
Less: FUND BALANCE UNAVAILABLE FOR APPROPRIATION, end of year	-	-	-	-
NET FUND BALANCE, end of year	\$ (7)	996	5	92

Governmental Funds

Fund Statement—Family Services & Justice Fund 282 (Nonmajor Fund)

	2016 Actual	2017 Budget	2017 Estimated	2018 Budget
FINANCIAL SOURCES:				
Revenues				
Property Taxes	\$ -	-	-	-
Assessments	-	-	-	-
Sales Taxes	-	-	-	-
Franchise Taxes	-	-	-	-
Licenses and Permits	-	-	-	-
Intergovernmental	-	-	-	-
Charges for Services	73,814	81,770	73,900	80,000
Fines and Forfeitures	-	-	-	-
Interest	1,073	835	2,116	2,070
Hospital Lease	-	-	-	-
Other	280	500	300	400
Total Revenues	75,167	83,105	76,316	82,470
Other Financing Sources				
Transfer In from other funds	-	-	-	-
Proceeds of Long-Term Debt	-	-	-	-
Other (Sale of Capital Assets, Insurance Proceeds, etc)	-	-	-	-
Total Other Financing Sources	-	-	-	-
Fund Balance Used for Operations	-	10,195	-	10,730
TOTAL FINANCIAL SOURCES	\$ 75,167	93,300	76,316	93,200
FINANCIAL USES:				
Expenditures				
Personal Services	\$ -	-	-	-
Materials & Supplies	-	50	50	550
Dues Travel & Training	111	150	150	150
Utilities	-	-	-	-
Vehicle Expense	-	-	-	-
Equip & Bldg Maintenance	-	-	-	-
Contractual Services	50,969	93,100	60,000	92,500
Debt Service (Principal and Interest)	-	-	-	-
Emergency	-	-	-	-
Other	-	-	-	-
Fixed Asset Additions	-	-	-	-
Total Expenditures	51,080	93,300	60,200	93,200
Other Financing Uses				
Transfer Out to other funds	-	-	-	-
Early Retirement of Long-Term Debt	-	-	-	-
Total Other Financing Uses	-	-	-	-
TOTAL FINANCIAL USES	\$ 51,080	93,300	60,200	93,200
FUND BALANCE:				
FUND BALANCE (GAAP), beginning of year	\$ 140,535	164,622	164,622	180,738
Less encumbrances, beginning of year	-	-	-	-
Add encumbrances, end of year	-	-	-	-
Fund Balance Increase (Decrease) resulting from operations	24,087	(10,195)	16,116	(10,730)
FUND BALANCE (GAAP), end of year	164,622	154,427	180,738	170,008
Less: FUND BALANCE UNAVAILABLE FOR APPROPRIATION, end of year	-	-	-	-
NET FUND BALANCE, end of year	\$ 164,622	154,427	180,738	170,008

Governmental Funds

Fund Statement—Administration of Justice Fund 285 (Nonmajor Fund)

	2016 Actual	2017 Budget	2017 Estimated	2018 Budget
FINANCIAL SOURCES:				
Revenues				
Property Taxes	\$ -	-	-	-
Assessments	-	-	-	-
Sales Taxes	-	-	-	-
Franchise Taxes	-	-	-	-
Licenses and Permits	-	-	-	-
Intergovernmental	368	-	-	-
Charges for Services	12,646	15,000	15,000	15,000
Fines and Forfeitures	-	-	-	-
Interest	1,044	560	1,260	860
Hospital Lease	-	-	-	-
Other	-	-	-	-
Total Revenues	14,058	15,560	16,260	15,860
Other Financing Sources				
Transfer In from other funds	-	-	-	-
Proceeds of Long-Term Debt	-	-	-	-
Other (Sale of Capital Assets, Insurance Proceeds, etc)	-	-	-	-
Total Other Financing Sources	-	-	-	-
Fund Balance Used for Operations	-	64,615	50,315	22,080
TOTAL FINANCIAL SOURCES	\$ 14,058	80,175	66,575	37,940
FINANCIAL USES:				
Expenditures				
Personal Services	\$ -	-	-	-
Materials & Supplies	916	1,525	825	1,025
Dues Travel & Training	2,264	9,000	3,600	9,000
Utilities	-	-	-	-
Vehicle Expense	-	-	-	-
Equip & Bldg Maintenance	-	-	-	-
Contractual Services	800	5,000	1,000	5,000
Debt Service (Principal and Interest)	-	-	-	-
Emergency	-	-	-	-
Other	1,273	1,750	1,750	1,750
Fixed Asset Additions	5,386	62,900	59,400	21,165
Total Expenditures	10,639	80,175	66,575	37,940
Other Financing Uses				
Transfer Out to other funds	-	-	-	-
Early Retirement of Long-Term Debt	-	-	-	-
Total Other Financing Uses	-	-	-	-
TOTAL FINANCIAL USES	\$ 10,639	80,175	66,575	37,940
FUND BALANCE:				
FUND BALANCE (GAAP), beginning of year	\$ 145,729	149,148	149,148	98,833
Less encumbrances, beginning of year	-	-	-	-
Add encumbrances, end of year	-	-	-	-
Fund Balance Increase (Decrease) resulting from operations	3,419	(64,615)	(50,315)	(22,080)
FUND BALANCE (GAAP), end of year	149,148	84,533	98,833	76,753
Less: FUND BALANCE UNAVAILABLE FOR APPROPRIATION, end of year	-	-	-	-
NET FUND BALANCE, end of year	\$ 149,148	84,533	98,833	76,753

Governmental Funds

Fund Statement—All Debt Service Funds Combined (Nonmajor Funds)

	2016 Actual	2017 Budget	2017 Estimated	2018 Budget
FINANCIAL SOURCES:				
Revenues				
Property Taxes	\$ -	-	-	-
Assessments	182,348	128,021	148,000	120,623
Sales Taxes	-	-	-	-
Franchise Taxes	-	-	-	-
Licenses and Permits	-	-	-	-
Intergovernmental	7,852	6,203	6,207	4,537
Charges for Services	-	-	-	-
Fines and Forfeitures	-	-	-	-
Interest	2,930	2,575	3,584	3,775
Hospital Lease	-	-	-	-
Other	-	-	-	-
Total Revenues	193,130	136,799	157,791	128,935
Other Financing Sources				
Transfer In from other funds	970,472	972,587	972,587	971,687
Proceeds of Long-Term Debt	-	-	-	-
Other (Sale of Capital Assets, Insurance Proceeds, etc)	-	-	-	-
Total Other Financing Sources	970,472	972,587	972,587	971,687
Fund Balance Used for Operations	-	27,565	6,573	34,470
TOTAL FINANCIAL SOURCES	\$ 1,163,602	1,136,951	1,136,951	1,135,092
FINANCIAL USES:				
Expenditures				
Personal Services	\$ -	-	-	-
Materials & Supplies	-	-	-	-
Dues Travel & Training	-	-	-	-
Utilities	-	-	-	-
Vehicle Expense	-	-	-	-
Equip & Bldg Maintenance	-	-	-	-
Contractual Services	-	-	-	-
Debt Service (Principal and Interest)	1,139,275	1,131,444	1,131,444	1,129,891
Emergency	-	-	-	-
Other	5,809	5,507	5,507	5,201
Fixed Asset Additions	-	-	-	-
Total Expenditures	1,145,084	1,136,951	1,136,951	1,135,092
Other Financing Uses				
Transfer Out to other funds	1,636	-	-	-
Early Retirement of Long-Term Debt	-	-	-	-
Total Other Financing Uses	1,636	-	-	-
TOTAL FINANCIAL USES	\$ 1,146,720	1,136,951	1,136,951	1,135,092
FUND BALANCE:				
FUND BALANCE (GAAP), beginning of year	\$ 954,568	971,450	971,450	964,877
Less encumbrances, beginning of year	-	-	-	-
Add encumbrances, end of year	-	-	-	-
Fund Balance Increase (Decrease) resulting from operations	16,882	(27,565)	(6,573)	(34,470)
FUND BALANCE (GAAP), end of year	971,450	943,885	964,877	930,407
Less: FUND BALANCE UNAVAILABLE FOR APPROPRIATION, end of year	(971,450)	(943,885)	(964,877)	(930,407)
NET FUND BALANCE, end of year	\$ -	-	-	-

Governmental Funds

Fund Statement—Series 2010 Special Obligation Bonds-Taxable Fund 305 (Nonmajor Fund)

	2016 Actual	2017 Budget	2017 Estimated	2018 Budget
FINANCIAL SOURCES:				
Revenues				
Property Taxes	\$ -	-	-	-
Assessments	-	-	-	-
Sales Taxes	-	-	-	-
Franchise Taxes	-	-	-	-
Licenses and Permits	-	-	-	-
Intergovernmental	7,852	6,203	6,207	4,537
Charges for Services	-	-	-	-
Fines and Forfeitures	-	-	-	-
Interest	567	425	1,050	1,040
Hospital Lease	-	-	-	-
Other	-	-	-	-
Total Revenues	8,419	6,628	7,257	5,577
Other Financing Sources				
Transfer In from other funds	100,000	100,000	100,000	100,000
Proceeds of Long-Term Debt	-	-	-	-
Other (Sale of Capital Assets, Insurance Proceeds, etc)	-	-	-	-
Total Other Financing Sources	100,000	100,000	100,000	100,000
Fund Balance Used for Operations	-	-	-	-
TOTAL FINANCIAL SOURCES	\$ 108,419	106,628	107,257	105,577
FINANCIAL USES:				
Expenditures				
Personal Services	\$ -	-	-	-
Materials & Supplies	-	-	-	-
Dues Travel & Training	-	-	-	-
Utilities	-	-	-	-
Vehicle Expense	-	-	-	-
Equip & Bldg Maintenance	-	-	-	-
Contractual Services	-	-	-	-
Debt Service (Principal and Interest)	103,721	99,816	99,816	100,796
Emergency	-	-	-	-
Other	-	-	-	-
Fixed Asset Additions	-	-	-	-
Total Expenditures	103,721	99,816	99,816	100,796
Other Financing Uses				
Transfer Out to other funds	-	-	-	-
Early Retirement of Long-Term Debt	-	-	-	-
Total Other Financing Uses	-	-	-	-
TOTAL FINANCIAL USES	\$ 103,721	99,816	99,816	100,796
FUND BALANCE:				
FUND BALANCE (GAAP), beginning of year	\$ 135,171	139,869	139,869	147,310
Less encumbrances, beginning of year	-	-	-	-
Add encumbrances, end of year	-	-	-	-
Fund Balance Increase (Decrease) resulting from operations	4,698	6,812	7,441	4,781
FUND BALANCE (GAAP), end of year	139,869	146,681	147,310	152,091
Less: FUND BALANCE UNAVAILABLE FOR APPROPRIATION, end of year	(139,869)	(146,681)	(147,310)	(152,091)
NET FUND BALANCE, end of year	\$ -	-	-	-

Governmental Funds

Fund Statement—Series 2006A Neighborhood Improvement District Road Bond Fund 386 (Nonmajor Fund)

	2016 Actual	2017 Budget	2017 Estimated	2018 Budget
FINANCIAL SOURCES:				
Revenues				
Property Taxes	\$ -	-	-	-
Assessments	-	-	-	-
Sales Taxes	-	-	-	-
Franchise Taxes	-	-	-	-
Licenses and Permits	-	-	-	-
Intergovernmental	-	-	-	-
Charges for Services	-	-	-	-
Fines and Forfeitures	-	-	-	-
Interest	129	-	-	-
Hospital Lease	-	-	-	-
Other	-	-	-	-
Total Revenues	129	-	-	-
Other Financing Sources				
Transfer In from other funds	-	-	-	-
Proceeds of Long-Term Debt	-	-	-	-
Other (Sale of Capital Assets, Insurance Proceeds, etc)	-	-	-	-
Total Other Financing Sources	-	-	-	-
Fund Balance Used for Operations	22,979	-	-	-
TOTAL FINANCIAL SOURCES	\$ 23,108	-	-	-
FINANCIAL USES:				
Expenditures				
Personal Services	\$ -	-	-	-
Materials & Supplies	-	-	-	-
Dues Travel & Training	-	-	-	-
Utilities	-	-	-	-
Vehicle Expense	-	-	-	-
Equip & Bldg Maintenance	-	-	-	-
Contractual Services	-	-	-	-
Debt Service (Principal and Interest)	21,472	-	-	-
Emergency	-	-	-	-
Other	-	-	-	-
Fixed Asset Additions	-	-	-	-
Total Expenditures	21,472	-	-	-
Other Financing Uses				
Transfer Out to other funds	1,636	-	-	-
Early Retirement of Long-Term Debt	-	-	-	-
Total Other Financing Uses	1,636	-	-	-
TOTAL FINANCIAL USES	\$ 23,108	-	-	-
FUND BALANCE:				
FUND BALANCE (GAAP), beginning of year	\$ 22,979	-	-	-
Less encumbrances, beginning of year	-	-	-	-
Add encumbrances, end of year	-	-	-	-
Fund Balance Increase (Decrease) resulting from operations	(22,979)	-	-	-
FUND BALANCE (GAAP), end of year	-	-	-	-
Less: FUND BALANCE UNAVAILABLE FOR APPROPRIATION, end of year	-	-	-	-
NET FUND BALANCE, end of year	\$ -	-	-	-

Governmental Funds

Fund Statement—Series 2010A Neighborhood Improvement District Sewer Bond Fund 388 (Nonmajor Fund)

	2016 Actual	2017 Budget	2017 Estimated	2018 Budget
FINANCIAL SOURCES:				
Revenues				
Property Taxes	\$ -	-	-	-
Assessments	18,404	8,673	8,845	8,522
Sales Taxes	-	-	-	-
Franchise Taxes	-	-	-	-
Licenses and Permits	-	-	-	-
Intergovernmental	-	-	-	-
Charges for Services	-	-	-	-
Fines and Forfeitures	-	-	-	-
Interest	515	470	626	730
Hospital Lease	-	-	-	-
Other	-	-	-	-
Total Revenues	18,919	9,143	9,471	9,252
Other Financing Sources				
Transfer In from other funds	-	-	-	-
Proceeds of Long-Term Debt	-	-	-	-
Other (Sale of Capital Assets, Insurance Proceeds, etc)	-	-	-	-
Total Other Financing Sources	-	-	-	-
Fund Balance Used for Operations	-	1,687	1,359	1,538
TOTAL FINANCIAL SOURCES	\$ 18,919	10,830	10,830	10,790
FINANCIAL USES:				
Expenditures				
Personal Services	\$ -	-	-	-
Materials & Supplies	-	-	-	-
Dues Travel & Training	-	-	-	-
Utilities	-	-	-	-
Vehicle Expense	-	-	-	-
Equip & Bldg Maintenance	-	-	-	-
Contractual Services	-	-	-	-
Debt Service (Principal and Interest)	10,870	10,830	10,830	10,790
Emergency	-	-	-	-
Other	-	-	-	-
Fixed Asset Additions	-	-	-	-
Total Expenditures	10,870	10,830	10,830	10,790
Other Financing Uses				
Transfer Out to other funds	-	-	-	-
Early Retirement of Long-Term Debt	-	-	-	-
Total Other Financing Uses	-	-	-	-
TOTAL FINANCIAL USES	\$ 10,870	10,830	10,830	10,790
FUND BALANCE:				
FUND BALANCE (GAAP), beginning of year	\$ 76,783	84,832	84,832	83,473
Less encumbrances, beginning of year	-	-	-	-
Add encumbrances, end of year	-	-	-	-
Fund Balance Increase (Decrease) resulting from operations	8,049	(1,687)	(1,359)	(1,538)
FUND BALANCE (GAAP), end of year	84,832	83,145	83,473	81,935
Less: FUND BALANCE UNAVAILABLE FOR APPROPRIATION, end of year	(84,832)	(83,145)	(83,473)	(81,935)
NET FUND BALANCE, end of year	\$ -	-	-	-

Governmental Funds

Fund Statement—Series 2011A Neighborhood Improvement District Road Bond Fund 390 (Nonmajor Fund)

	2016 <u>Actual</u>	2017 <u>Budget</u>	2017 <u>Estimated</u>	2018 <u>Budget</u>
FINANCIAL SOURCES:				
Revenues				
Property Taxes	\$ -	-	-	-
Assessments	52,798	44,484	60,881	39,638
Sales Taxes	-	-	-	-
Franchise Taxes	-	-	-	-
Licenses and Permits	-	-	-	-
Intergovernmental	-	-	-	-
Charges for Services	-	-	-	-
Fines and Forfeitures	-	-	-	-
Interest	54	35	52	50
Hospital Lcasc	-	-	-	-
Other	-	-	-	-
Total Revenues	<u>52,852</u>	<u>44,519</u>	<u>60,933</u>	<u>39,688</u>
Other Financing Sources				
Transfer In from other funds	-	-	-	-
Proceeds of Long-Term Debt	-	-	-	-
Other (Sale of Capital Assets, Insurance Proceeds, etc)	-	-	-	-
Total Other Financing Sources	<u>-</u>	<u>-</u>	<u>-</u>	<u>-</u>
Fund Balance Used for Operations	1,698	8,681	-	12,050
TOTAL FINANCIAL SOURCES	\$ 54,550	53,200	60,933	51,738
FINANCIAL USES:				
Expenditures				
Personal Services	\$ -	-	-	-
Materials & Supplies	-	-	-	-
Dues Travel & Training	-	-	-	-
Utilities	-	-	-	-
Vehicle Expense	-	-	-	-
Equip & Bldg Maintenance	-	-	-	-
Contractual Services	-	-	-	-
Debt Service (Principal and Interest)	54,550	53,200	53,200	51,738
Emergency	-	-	-	-
Other	-	-	-	-
Fixed Asset Additions	-	-	-	-
Total Expenditures	<u>54,550</u>	<u>53,200</u>	<u>53,200</u>	<u>51,738</u>
Other Financing Uses				
Transfer Out to other funds	-	-	-	-
Early Retirement of Long-Term Debt	-	-	-	-
Total Other Financing Uses	<u>-</u>	<u>-</u>	<u>-</u>	<u>-</u>
TOTAL FINANCIAL USES	\$ 54,550	53,200	53,200	51,738
FUND BALANCE:				
FUND BALANCE (GAAP), beginning of year	\$ 104,193	102,495	102,495	110,228
Less encumbrances, beginning of year	-	-	-	-
Add encumbrances, end of year	-	-	-	-
Fund Balance Increase (Decrease) resulting from operations	<u>(1,698)</u>	<u>(8,681)</u>	<u>7,733</u>	<u>(12,050)</u>
FUND BALANCE (GAAP), end of year	102,495	93,814	110,228	98,178
Less: FUND BALANCE UNAVAILABLE FOR APPROPRIATION, end of year	<u>(102,495)</u>	<u>(93,814)</u>	<u>(110,228)</u>	<u>(98,178)</u>
NET FUND BALANCE, end of year	\$ -	-	-	-

Governmental Funds

Fund Statement—Series 2016 Neighborhood Improvement District Sewer Bond Fund 393 (Nonmajor Fund)

	2016 Actual	2017 Budget	2017 Estimated	2018 Budget
FINANCIAL SOURCES:				
Revenues				
Property Taxes	\$ -	-	-	-
Assessments	22,789	14,693	16,470	14,041
Sales Taxes	-	-	-	-
Franchise Taxes	-	-	-	-
Licenses and Permits	-	-	-	-
Intergovernmental	-	-	-	-
Charges for Services	-	-	-	-
Fines and Forfeitures	-	-	-	-
Interest	35	-	11	-
Hospital Lease	-	-	-	-
Other	-	-	-	-
Total Revenues	22,824	14,693	16,481	14,041
Other Financing Sources				
Transfer In from other funds	2,235	-	-	-
Proceeds of Long-Term Debt	-	-	-	-
Other (Sale of Capital Assets, Insurance Proceeds, etc)	-	-	-	-
Total Other Financing Sources	2,235	-	-	-
Fund Balance Used for Operations	-	-	-	652
TOTAL FINANCIAL SOURCES	\$ 25,059	14,693	16,481	14,693
FINANCIAL USES:				
Expenditures				
Personal Services	\$ -	-	-	-
Materials & Supplies	-	-	-	-
Dues Travel & Training	-	-	-	-
Utilities	-	-	-	-
Vehicle Expense	-	-	-	-
Equip & Bldg Maintenance	-	-	-	-
Contractual Services	-	-	-	-
Debt Service (Principal and Interest)	-	14,693	14,693	14,693
Emergency	-	-	-	-
Other	-	-	-	-
Fixed Asset Additions	-	-	-	-
Total Expenditures	-	14,693	14,693	14,693
Other Financing Uses				
Transfer Out to other funds	-	-	-	-
Early Retirement of Long-Term Debt	-	-	-	-
Total Other Financing Uses	-	-	-	-
TOTAL FINANCIAL USES	\$ -	14,693	14,693	14,693
FUND BALANCE:				
FUND BALANCE (GAAP), beginning of year	\$ -	25,059	25,059	26,847
Less encumbrances, beginning of year	-	-	-	-
Add encumbrances, end of year	-	-	-	-
Fund Balance Increase (Decrease) resulting from operations	25,059	-	1,788	(652)
FUND BALANCE (GAAP), end of year	25,059	25,059	26,847	26,195
Less: FUND BALANCE UNAVAILABLE FOR APPROPRIATION, end of year	\$ (25,059)	\$ (25,059)	\$ (26,847)	\$ (26,195)
NET FUND BALANCE, end of year	\$ -	-	-	-

Internal Service Funds

Fund Statement—Self-Insured Health Plan Fund 600

	2016 <u>Actual</u>	2017 <u>Budget</u>	2017 <u>Estimated</u>	2018 <u>Budget</u>
FINANCIAL SOURCES:				
Revenues				
Property Taxes	\$ -	-	-	-
Assessments	-	-	-	-
Sales Taxes	-	-	-	-
Franchise Taxes	-	-	-	-
Licenses and Permits	-	-	-	-
Intergovernmental	-	-	-	-
Charges for Services	3,694,778	4,013,100	3,722,840	3,728,190
Fines and Forfeitures	-	-	-	-
Interest	11,486	20,000	33,530	25,000
Hospital Lease	-	-	-	-
Other	262,509	-	725	-
Total Revenues	<u>3,968,773</u>	<u>4,033,100</u>	<u>3,757,095</u>	<u>3,753,190</u>
Other Financing Sources				
Transfer In from other funds	-	-	-	-
Proceeds of Long-Term Debt	-	-	-	-
Other (Sale of Capital Assets, Insurance Proceeds, etc)	-	-	-	-
Total Other Financing Sources	<u>-</u>	<u>-</u>	<u>-</u>	<u>-</u>
Fund Balance Used for Operations	-	-	-	-
TOTAL FINANCIAL SOURCES	\$ 3,968,773	4,033,100	3,757,095	3,753,190
FINANCIAL USES:				
Expenditures				
Personal Services	\$ -	-	-	-
Materials & Supplies	-	-	551	550
Dues Travel & Training	-	-	-	-
Utilities	-	-	-	-
Vehicle Expense	-	-	-	-
Equip & Bldg Maintenance	-	-	-	-
Contractual Services	3,311,892	3,806,529	2,909,160	3,361,795
Debt Service (Principal and Interest)	-	-	-	-
Emergency	-	-	-	-
Other	29,219	52,500	19,226	2,500
Fixed Asset Additions	-	-	-	-
Total Expenditures	<u>3,341,111</u>	<u>3,859,029</u>	<u>2,928,937</u>	<u>3,364,845</u>
Other Financing Uses				
Transfer Out to other funds	-	-	-	-
Early Retirement of Long-Term Debt	-	-	-	-
Total Other Financing Uses	<u>-</u>	<u>-</u>	<u>-</u>	<u>-</u>
TOTAL FINANCIAL USES	\$ 3,341,111	3,859,029	2,928,937	3,364,845
FUND BALANCE:				
FUND BALANCE (GAAP), beginning of year	\$ 901,282	1,528,944	1,528,944	2,357,102
Less encumbrances, beginning of year	-	-	-	-
Add encumbrances, end of year	-	-	-	-
Proprietary adjustment to full accrual	-	-	-	-
Fund Balance Increase (Decrease) resulting from operations	627,662	174,071	828,158	388,345
FUND BALANCE (GAAP), end of year	<u>1,528,944</u>	<u>1,703,015</u>	<u>2,357,102</u>	<u>2,745,447</u>
Less: FUND BALANCE UNAVAILABLE FOR APPROPRIATION, end of year				
	-	-	-	-
NET FUND BALANCE, end of year	\$ 1,528,944	1,703,015	2,357,102	2,745,447

Internal Service Funds

Fund Statement—Self-Insured Worker's Compensation Fund 602

	2016 Actual	2017 Budget	2017 Estimated	2018 Budget
FINANCIAL SOURCES:				
Revenues				
Property Taxes	\$ -	-	-	-
Assessments	-	-	-	-
Sales Taxes	-	-	-	-
Franchise Taxes	-	-	-	-
Licenses and Permits	-	-	-	-
Intergovernmental	-	-	-	-
Charges for Services	-	-	-	-
Fines and Forfeitures	-	-	-	-
Interest	6,605	4,600	10,820	4,600
Hospital Lease	-	-	-	-
Other	30	-	-	-
Total Revenues	<u>6,635</u>	<u>4,600</u>	<u>10,820</u>	<u>4,600</u>
Other Financing Sources				
Transfer In from other funds	-	-	-	-
Proceeds of Long-Term Debt	-	-	-	-
Other (Sale of Capital Assets, Insurance Proceeds, etc)	47,647	-	27,541	-
Total Other Financing Sources	<u>47,647</u>	<u>-</u>	<u>27,541</u>	<u>-</u>
Fund Balance Used for Operations	-	445,400	-	445,400
TOTAL FINANCIAL SOURCES	\$ 54,282	450,000	38,361	450,000
FINANCIAL USES:				
Expenditures				
Personal Services	\$ -	-	-	-
Materials & Supplies	-	-	-	-
Dues Travel & Training	-	-	-	-
Utilities	-	-	-	-
Vehicle Expense	-	-	-	-
Equip & Bldg Maintenance	-	-	-	-
Contractual Services	3,314	450,000	17,028	450,000
Debt Service (Principal and Interest)	-	-	-	-
Emergency	-	-	-	-
Other	-	-	-	-
Fixed Asset Additions	-	-	-	-
Total Expenditures	<u>3,314</u>	<u>450,000</u>	<u>17,028</u>	<u>450,000</u>
Other Financing Uses				
Transfer Out to other funds	-	-	-	-
Early Retirement of Long-Term Debt	-	-	-	-
Total Other Financing Uses	<u>-</u>	<u>-</u>	<u>-</u>	<u>-</u>
TOTAL FINANCIAL USES	\$ 3,314	450,000	17,028	450,000
FUND BALANCE:				
FUND BALANCE (GAAP), beginning of year	\$ 899,217	950,185	950,185	971,518
Less encumbrances, beginning of year	-	-	-	-
Add encumbrances, end of year	-	-	-	-
Proprietary adjustment to full accrual	-	-	-	-
Fund Balance Increase (Decrease) resulting from operations	50,968	(445,400)	21,333	(445,400)
FUND BALANCE (GAAP), end of year	<u>950,185</u>	<u>504,785</u>	<u>971,518</u>	<u>526,118</u>
Less: FUND BALANCE UNAVAILABLE FOR				
APPROPRIATION, end of year				
	-	-	-	-
NET FUND BALANCE, end of year	\$ 950,185	504,785	971,518	526,118

Internal Service Funds

Fund Statement—Capital Repair and Replacement Fund 620

	2016 <u>Actual</u>	2017 <u>Budget</u>	2017 <u>Estimated</u>	2018 <u>Budget</u>
FINANCIAL SOURCES:				
Revenues				
Property Taxes	\$ -	-	-	-
Assessments	-	-	-	-
Sales Taxes	-	-	-	-
Franchise Taxes	-	-	-	-
Licenses and Permits	-	-	-	-
Intergovernmental	-	-	-	-
Charges for Services	248,697	248,697	248,697	258,072
Fines and Forfeitures	-	-	-	-
Interest	10,574	8,590	13,450	8,590
Hospital Lease	-	-	-	-
Other	-	-	-	-
Total Revenues	<u>259,271</u>	<u>257,287</u>	<u>262,147</u>	<u>266,662</u>
Other Financing Sources				
Transfer In from other funds	-	-	-	-
Proceeds of Long-Term Debt	-	-	-	-
Other (Sale of Capital Assets, Insurance Proceeds, etc)	-	-	-	-
Total Other Financing Sources	<u>-</u>	<u>-</u>	<u>-</u>	<u>-</u>
Fund Balance Used for Operations	546,268	-	-	-
TOTAL FINANCIAL SOURCES	\$ 805,539	257,287	262,147	266,662
FINANCIAL USES:				
Expenditures				
Personal Services	\$ -	-	-	-
Materials & Supplies	-	-	-	-
Dues Travel & Training	-	-	-	-
Utilities	-	-	-	-
Vehicle Expense	-	-	-	-
Equip & Bldg Maintenance	82,441	69,570	63,000	137,950
Contractual Services	-	-	-	-
Debt Service (Principal and Interest)	-	-	-	-
Emergency	-	-	-	-
Other	-	-	(46,255)	-
Fixed Asset Additions	723,098	102,935	80,112	-
Total Expenditures	<u>805,539</u>	<u>172,505</u>	<u>96,857</u>	<u>137,950</u>
Other Financing Uses				
Transfer Out to other funds	-	-	-	4,080
Early Retirement of Long-Term Debt	-	-	-	-
Total Other Financing Uses	<u>-</u>	<u>-</u>	<u>-</u>	<u>4,080</u>
TOTAL FINANCIAL USES	\$ 805,539	172,505	96,857	142,030
FUND BALANCE:				
FUND BALANCE (GAAP), beginning of year	\$ 1,423,200	1,147,260	1,147,260	1,039,022
Less encumbrances, beginning of year	(3,200)	(273,528)	(273,528)	-
Add encumbrances, end of year	273,528	-	-	-
Proprietary adjustment to full accrual	-	-	-	-
Fund Balance Increase (Decrease) resulting from operations	<u>(546,268)</u>	<u>84,782</u>	<u>165,290</u>	<u>124,632</u>
FUND BALANCE (GAAP), end of year	1,147,260	958,514	1,039,022	1,163,654
Less: FUND BALANCE UNAVAILABLE FOR APPROPRIATION, end of year				
	-	-	-	-
NET FUND BALANCE, end of year	\$ 1,147,260	958,514	1,039,022	1,163,654

Internal Service Funds

Fund Statement –Capital Repairs and Replacements Family Health Center Fund 622

	2016 Actual	2017 Budget	2017 Estimated	2018 Budget
FINANCIAL SOURCES:				
Revenues				
Property Taxes	\$ -	-	-	-
Assessments	-	-	-	-
Sales Taxes	-	-	-	-
Franchise Taxes	-	-	-	-
Licenses and Permits	-	-	-	-
Intergovernmental	-	-	-	-
Charges for Services	-	-	-	-
Fines and Forfeitures	-	-	-	-
Interest	479	705	820	820
Hospital Lease	-	-	-	-
Other	7,031	7,031	7,031	7,031
Total Revenues	7,510	7,736	7,851	7,851
Other Financing Sources				
Transfer In from other funds	-	-	-	-
Proceeds of Long-Term Debt	-	-	-	-
Other (Sale of Capital Assets, Insurance Proceeds, etc)	-	-	-	-
Total Other Financing Sources	-	-	-	-
Fund Balance Used for Operations	-	-	-	-
TOTAL FINANCIAL SOURCES	\$ 7,510	7,736	7,851	7,851
FINANCIAL USES:				
Expenditures				
Personal Services	\$ -	-	-	-
Materials & Supplies	-	600	81	700
Dues Travel & Training	-	-	-	-
Utilities	-	-	-	-
Vehicle Expense	-	-	-	-
Equip & Bldg Maintenance	7,285	6,981	569	6,981
Contractual Services	-	-	-	-
Debt Service (Principal and Interest)	-	-	-	-
Emergency	-	-	-	-
Other	-	-	-	-
Fixed Asset Additions	-	-	-	-
Total Expenditures	7,285	7,581	650	7,681
Other Financing Uses				
Transfer Out to other funds	-	-	-	-
Early Retirement of Long-Term Debt	-	-	-	-
Total Other Financing Uses	-	-	-	-
TOTAL FINANCIAL USES	\$ 7,285	7,581	650	7,681
FUND BALANCE:				
FUND BALANCE (GAAP), beginning of year	\$ 63,892	64,117	64,117	71,318
Less encumbrances, beginning of year	-	-	-	-
Add encumbrances, end of year	-	-	-	-
Proprietary adjustment to full accrual	-	-	-	-
Fund Balance Increase (Decrease) resulting from operations	225	155	7,201	170
FUND BALANCE (GAAP), end of year	64,117	64,272	71,318	71,488
Less: FUND BALANCE UNAVAILABLE FOR APPROPRIATION, end of year	-	-	-	-
NET FUND BALANCE, end of year	\$ 64,117	64,272	71,318	71,488

Internal Service Funds

Fund Statement –Capital Repairs and Replacements Road and Bridge Facilities Fund 624

	2016 Actual	2017 Budget	2017 Estimated	2018 Budget
FINANCIAL SOURCES:				
Revenues				
Property Taxes	\$ -	-	-	-
Assessments	-	-	-	-
Sales Taxes	-	-	-	-
Franchise Taxes	-	-	-	-
Licenses and Permits	-	-	-	-
Intergovernmental	-	-	-	-
Charges for Services	50,000	50,000	50,000	150,000
Fines and Forfeitures	-	-	-	-
Interest	2,455	3,925	4,155	3,925
Hospital Lease	-	-	-	-
Other	-	-	-	-
Total Revenues	52,455	53,925	54,155	153,925
Other Financing Sources				
Transfer In from other funds	-	-	-	-
Proceeds of Long-Term Debt	-	-	-	-
Other (Sale of Capital Assets, Insurance Proceeds, etc)	-	-	-	-
Total Other Financing Sources	-	-	-	-
Fund Balance Used for Operations	-	-	-	-
TOTAL FINANCIAL SOURCES	\$ 52,455	53,925	54,155	153,925
FINANCIAL USES:				
Expenditures				
Personal Services	\$ -	-	-	-
Materials & Supplies	-	-	-	-
Dues Travel & Training	-	-	-	-
Utilities	-	-	-	-
Vehicle Expense	-	-	-	-
Equip & Bldg Maintenance	-	-	-	56,500
Contractual Services	-	-	-	-
Debt Service (Principal and Interest)	-	-	-	-
Emergency	-	-	-	-
Other	-	-	-	-
Fixed Asset Additions	48,024	-	-	-
Total Expenditures	48,024	-	-	56,500
Other Financing Uses				
Transfer Out to other funds	-	-	-	-
Early Retirement of Long-Term Debt	-	-	-	-
Total Other Financing Uses	-	-	-	-
TOTAL FINANCIAL USES	\$ 48,024	-	-	56,500
FUND BALANCE:				
FUND BALANCE (GAAP), beginning of year	\$ 303,610	309,886	309,886	364,041
Less encumbrances, beginning of year	-	-	-	-
Add encumbrances, end of year	1,845	-	-	-
Proprietary adjustment to full accrual	-	-	-	-
Fund Balance Increase (Decrease) resulting from operations	4,431	53,925	54,155	97,425
FUND BALANCE (GAAP), end of year	309,886	363,811	364,041	461,466
Less: FUND BALANCE UNAVAILABLE FOR APPROPRIATION, end of year	-	-	-	-
NET FUND BALANCE, end of year	\$ 309,886	363,811	364,041	461,466

Trust Funds

Fund Statement –Private Purpose Trust Funds Combined

	2016 Actual	2017 Budget	2017 Estimated	2018 Budget
FINANCIAL SOURCES:				
Revenues				
Property Taxes	\$ -	-	-	-
Assessments	-	-	-	-
Sales Taxes	-	-	-	-
Franchise Taxes	-	-	-	-
Licenses and Permits	-	-	-	-
Intergovernmental	-	-	-	-
Charges for Services	-	-	-	-
Fines and Forfeitures	-	-	-	-
Interest	774	1,128	1,189	1,143
Hospital Lease	-	-	-	-
Other	-	-	-	-
Total Revenues	<u>774</u>	<u>1,128</u>	<u>1,189</u>	<u>1,143</u>
Other Financing Sources				
Transfer In from other funds	-	-	-	-
Proceeds of Long-Term Debt	-	-	1,368	-
Other (Sale of Capital Assets, Insurance Proceeds, etc)	-	-	-	-
Total Other Financing Sources	<u>-</u>	<u>-</u>	<u>1,368</u>	<u>-</u>
Fund Balance Used for Operations	3,286	2,392	1,916	1,557
TOTAL FINANCIAL SOURCES	\$ 4,060	3,520	4,473	2,700
FINANCIAL USES:				
Expenditures				
Personal Services	\$ -	-	-	-
Materials & Supplies	-	-	-	-
Dues Travel & Training	-	-	-	-
Utilities	-	-	-	-
Vehicle Expense	-	-	-	-
Equip & Bldg Maintenance	-	-	-	-
Contractual Services	3,848	3,300	2,800	2,400
Debt Service (Principal and Interest)	-	-	-	-
Emergency	-	-	-	-
Other	212	220	305	300
Fixed Asset Additions	-	-	-	-
Total Expenditures	<u>4,060</u>	<u>3,520</u>	<u>3,105</u>	<u>2,700</u>
Other Financing Uses				
Transfer Out to other funds	-	-	1,368	-
Early Retirement of Long-Term Debt	-	-	-	-
Total Other Financing Uses	<u>-</u>	<u>-</u>	<u>1,368</u>	<u>-</u>
TOTAL FINANCIAL USES	\$ 4,060	3,520	4,473	2,700
FUND BALANCE:				
FUND BALANCE (GAAP), beginning of year	\$ 106,141	102,855	102,855	100,939
Less encumbrances, beginning of year	-	-	-	-
Add encumbrances, end of year	-	-	-	-
Fund Balance Increase (Decrease) resulting from operations	<u>(3,286)</u>	<u>(2,392)</u>	<u>(1,916)</u>	<u>(1,557)</u>
FUND BALANCE (GAAP), end of year	102,855	100,463	100,939	99,382
Less: FUND BALANCE UNAVAILABLE FOR APPROPRIATION, end of year	<u>(37,671)</u>	<u>(37,671)</u>	<u>(37,671)</u>	<u>(37,671)</u>
NET FUND BALANCE, end of year	\$ 65,184	62,792	63,268	61,711

Trust Funds

Fund Statement –Union Cemetery Trust Fund 721 (Private Purpose Trust Fund)

	2016 Actual	2017 Budget	2017 Estimated	2018 Budget
FINANCIAL SOURCES:				
Revenues				
Property Taxes	\$ -	-	-	-
Assessments	-	-	-	-
Sales Taxes	-	-	-	-
Franchise Taxes	-	-	-	-
Licenses and Permits	-	-	-	-
Intergovernmental	-	-	-	-
Charges for Services	-	-	-	-
Fines and Forfeitures	-	-	-	-
Interest	42	73	43	73
Hospital Lease	-	-	-	-
Other	-	-	-	-
Total Revenues	42	73	43	73
Other Financing Sources				
Transfer In from other funds	-	-	-	-
Proceeds of Long-Term Debt	-	-	1,368	-
Other (Sale of Capital Assets, Insurance Proceeds, etc)	-	-	-	-
Total Other Financing Sources	-	-	1,368	-
Fund Balance Used for Operations	614	27	-	-
TOTAL FINANCIAL SOURCES	\$ 656	100	1,411	73
FINANCIAL USES:				
Expenditures				
Personal Services	\$ -	-	-	-
Materials & Supplies	-	-	-	-
Dues Travel & Training	-	-	-	-
Utilities	-	-	-	-
Vehicle Expense	-	-	-	-
Equip & Bldg Maintenance	-	-	-	-
Contractual Services	656	100	1,250	-
Debt Service (Principal and Interest)	-	-	-	-
Emergency	-	-	-	-
Other	-	-	-	-
Fixed Asset Additions	-	-	-	-
Total Expenditures	656	100	1,250	-
Other Financing Uses				
Transfer Out to other funds	-	-	-	-
Early Retirement of Long-Term Debt	-	-	-	-
Total Other Financing Uses	-	-	-	-
TOTAL FINANCIAL USES	\$ 656	100	1,250	-
FUND BALANCE:				
FUND BALANCE (GAAP), beginning of year	\$ 5,904	5,290	5,290	5,451
Less encumbrances, beginning of year	-	-	-	-
Add encumbrances, end of year	-	-	-	-
Fund Balance Increase (Decrease) resulting from operations	(614)	(27)	161	73
FUND BALANCE (GAAP), end of year	5,290	5,263	5,451	5,524
Less: FUND BALANCE UNAVAILABLE FOR APPROPRIATION, end of year	(5,271)	(5,271)	(5,271)	(5,271)
NET FUND BALANCE, end of year	\$ 19	(8)	180	253

CERTIFIED COPY OF ORDER

STATE OF MISSOURI

} ea.

December Session of the October Adjourned

Term. 20 17

County of Boone

In the County Commission of said county, on the

19th

day of

December 20 17


the following, among other proceedings, were had, viz:

Now on this day the County Commission of the County of Boone does hereby approve the utilization of the State of Missouri Cooperative Contract CC170281001 to purchase a 2018 Chevrolet Tahoe Pursuit Vehicle from Don Brown Chevrolet of St. Louis, MO.

The terms of the Cooperative Contract are stipulated in the attached Purchase Agreement. It is further ordered the Presiding Commissioner is hereby authorized to sign said Purchase Agreement.


Done this 19th day of December, 2017

ATTEST:


Taylor W. Burks
Clerk of the County Commission



Daniel K. Atwill
Presiding Commissioner



Fred J. Parry
District I Commissioner



Janet M. Thompson
District II Commissioner

Boone County Purchasing

Liz Palazzolo, CPPO, C.P.M.
Senior Buyer



613 E. Ash St, Room 110
Columbia, MO 65201
Phone: (573) 886-4392
Fax: (573) 886-4390

MEMORANDUM

TO: Boone County Commission
FROM: Liz Palazzolo, Senior Buyer
DATE: December 6, 2017
RE: Cooperative Contract CC170281001

Purchasing requests permission to use contract CC170281001 for Model Year 2017 Police Vehicles established by the State of Missouri with Don Brown Chevrolet of St. Louis, Missouri as a cooperative contract. The Sheriff's Office wishes to purchase a 2018 Chevrolet Tahoe Pursuit Vehicle.

2018 or newer Chevrolet Tahoe Pursuit Utility Vehicle, line item #6 \$31,856

Delete Standard Equipment:

-\$161 – line item #11 – black vinyl flooring (\$161)

Add Optional Equipment

Line Item #7 4WD 9C1 Pursuit Option \$2,981

Line Item #9 Keyless Entry Transmitters (6) \$69

Line Item #10 Power Adjustable Pedals \$138

Line Item #13 Procurement Fee \$698

Line Item 62 – Miscellaneous Options

Option 7X7 – Dual Spotlights \$785

Option 6N5 – Rear Windows Inoperable \$54

Option UT7 – Ground Studs \$88

No Front Center Seat (40, 20, 40 – without 20)

No additional Cost

Option 5T5 – Vinyl Rear Seat

No additional Cost

Exterior Color: Silver Ice Interior Color: To Be Determined

TOTAL

\$36,548

552-2017

The contract runs through December 31, 2017. Model year 2018 vehicles are available through the model year roll-over clause of the contract that allows the purchase of 2018 models at 2017 model year pricing. This is a one-time purchase.

This is a one-time purchase that includes a 3-year or 36,000-miles bumper-to-bumper warranty, and 5 years or 100,000-miles on the drive train. The total purchase price is \$36,548.00, and it will be paid from Fund 2901 – Sheriff Operations, Account 92400 – replacement autos and trucks.

/lp

c: Contract File

PURCHASE AGREEMENT
(1) New 2017 Chevrolet Tahoe 4x4 Pursuit Utility Vehicle
for the Boone County Sheriff

THIS AGREEMENT dated the 19th day of December 2017 is made between Boone County, Missouri, a political subdivision of the State of Missouri through the Boone County Commission, herein "County" and **Don Brown Chevrolet, Inc.**, herein "Vendor."

IN CONSIDERATION of the parties performance of the respective obligations contained herein, the parties agree as follows:

1. **Contract Documents** - This agreement shall consist of this Purchase Agreement for one (1) new 2018 Chevrolet Tahoe 4X4 Pursuit Utility Vehicle in compliance with all bid specifications and any addendum issued for the State of Missouri, Office of Administration contract **CC170281001**, Don Brown Chevrolet quote dated November 9, 2017, and Boone County Standard Terms and Conditions. All such documents shall constitute the contract documents which are incorporated herein by reference. Service or product data, specification and literature submitted with bid response may be permanently maintained in the County Purchasing Office bid file for this bid if not attached. In the event of conflict between any of the foregoing documents, this Purchase Agreement, the State of Missouri, Office of Administration contract **CC170281001**, and Boone County Standard Terms and Conditions shall prevail and control over the vendor's bid response.

2. **Contract Duration** - This agreement shall commence on **December 1, 2017 and extend through December 31, 2017** subject to the provisions for termination specified below.

3. **Purchase** - The County agrees to purchase from the Vendor and the Vendor agrees to supply the County with one (1) Chevrolet Tahoe with the following specifications:

	<u>Unit Price</u>
2018 or newer Chevrolet Tahoe Pursuit Utility Vehicle, line item #6	\$31,856
<u>Delete Standard Equipment:</u>	
-\$161 – line item #11 – black vinyl flooring	(\$161)
<u>Add Optional Equipment</u>	
Line Item #7 4WD 9C1 Pursuit Option	\$2,981
Line Item #9 Keyless Entry Transmitters (6)	\$69
Line Item #10 Power Adjustable Pedals	\$138
Line Item #13 Procurement Fee	\$698
<u>Line Item 62 – Miscellaneous Options</u>	
Option 7X7 – Dual Spotlights	\$785
Option 6N5 – Rear Windows Inoperable	\$54
Option UT7 – Ground Studs	\$88
Option 5HP – Six (6) Additional Keys	\$40
No Front Center Seat (40, 20, 40 – without 20)	No additional Cost
Option 5T5 – Vinyl Rear Seat	No additional Cost
Exterior Color: Silver Ice Interior Color: To Be Determined	

TOTAL

\$36,548

4. **Purchase Order** – The County will issue a Purchase Order for any order placed from this contract.

5. **Delivery** - Vendor agrees to deliver vehicle(s) as set forth in the bid documents and within 90 days after receipt of order. Delivery shall be to Boone County Sheriff Department, Attn: David Alexander, 2121 County Drive, Columbia, MO 65202.

6. **Title** – Title in the name of: Boone County Sheriff. Address: 613 E. Ash Street, Room 110, Columbia, MO 65201.

7. **Billing and Payment** - All billing shall be invoiced to the Boone County Sheriff, Attn: Leasa Quick, 2121 County Drive, Columbia, MO 65202 and billings may only include the prices listed herein. No additional fees for paper work processing, labor, or taxes shall be included as additional charges. The County agrees to pay all invoices within thirty days of receipt. In the event of a billing dispute, the County reserves the right to withhold payment on the disputed amount; in the event the billing dispute is resolved in favor of the Vendor, the County agrees to pay interest at a rate of 9% per annum on disputed amounts withheld commencing from the last date that payment was due.

8. **Binding Effect** - This agreement shall be binding upon the parties hereto and their successors and assigns for so long as this agreement remains in full force and effect.

9. **Termination** - This agreement may be terminated by the County upon thirty days advance written notice for any of the following reasons or under any of the following circumstances:

- a. County may terminate this agreement due to material breach of any term or condition of this agreement, or
- b. County may terminate this agreement if in the opinion of the Boone County Commission if delivery of products are delayed or products delivered are not in conformity with bidding specifications or variances authorized by County, or
- c. If appropriations are not made available and budgeted for any calendar year.

IN WITNESS WHEREOF the parties through their duly authorized representatives have executed this agreement on the day and year first above written.

DON BROWN CHEVROLET, INC.

by 

title Fleet Manager


BOONE COUNTY, MISSOURI

by: Boone County Commission




Daniel K. Atwill, Presiding Commissioner

APPROVED AS TO FORM:


County Counselor by: Ron Sweet

ATTEST:


Taylor W. Burks, County Clerk

STANDARD CONTRACT TERMS AND CONDITIONS - BOONE COUNTY, MISSOURI

1. Contractor shall comply with all applicable federal, state, and local laws and failure to do so, in County's sole discretion, shall give County the right to terminate this Contract.
2. Prices shall include all charges for packing, delivery, installation, etc., (unless otherwise specified) to the Boone County Department.
3. The Boone County Commission has the right to accept or reject any part or parts of all bids, to waive technicalities, and to accept the offer the County Commission considers the most advantageous to the County. Boone County reserves the right to award this bid on an item-by-item basis, or an "all or none" basis, whichever is in the best interest of the County. The Purchasing Director reserves the right, when only one bid has been received by the bid closing date, to delay the opening of bids to another date and time in order to revise specifications and/or establish further competition for the commodity or service required. The one (1) bid received will be retained unopened until the new Closing date, or at request of bidder, returned unopened for re-submittal at the new date and time of bid closing.
4. When products or materials of any particular producer or manufacturer are mentioned in our contracts, such products or materials are intended to be descriptive of type or quality and not restricted to those mentioned.
5. Do not include Federal Excise Tax or Sales and Use Taxes in billing, as law exempts the County from them.
6. The delivery date shall be stated in definite terms.
7. The County Commission reserves the right to cancel all or any part of orders if delivery is not made or work is not started as guaranteed. In case of delay, the Contractor must notify the Purchasing Department.
8. In case of default by the Contractor, the County of Boone will procure the articles or services from other sources and hold the Contractor responsible for any excess cost occasioned thereby.
9. Failure to deliver as guaranteed may disqualify Contractor from future bidding.
10. Prices must be as stated in units of quantity specified, and must be firm.
11. The County of Boone, Missouri expressly denies responsibility for, or ownership of any item purchased until same is delivered to the County and is accepted by the County.
12. The County reserves the right to award to one or multiple respondents. The County also reserves the right to not award any item or group of items if the services can be obtained from a state or other governmental entities contract under more favorable terms. The resulting contract will be considered "Non-Exclusive". The County reserves the right to purchase advertising from other vendors.

13. The County, from time to time, uses federal grant funds for the procurement of goods and services. Accordingly, the provider of goods and/or services shall comply with federal laws, rules and regulations applicable to the funds used by the County for said procurement, and contract clauses required by the federal government in such circumstances are incorporated herein by reference. These clauses can generally be found in the Federal Transit Administration's Best Practices Procurement Manual – Appendix A. Any questions regarding the applicability of federal clauses to a particular bid should be directed to the Purchasing Department prior to bid opening.
14. In the event of a discrepancy between a unit price and an extended line item price, the unit price shall govern.
15. Should an audit of Contractor's invoices during the term of the Agreement, and any renewals thereof, indicate that the County has remitted payment on invoices that constitute an over-charging to the County above the pricing terms agreed to herein, the Contractor shall issue a refund check to the County for any over-charges within 30-days of being notified of the same.
16. **For all titled vehicles and equipment the dealer must use the actual delivery date to the County** on all transfer documents including the Certificate of Origin (COO,) Manufacturer's Statement of Origin (MSO,) Bill of Sale (BOS,) and Application for Title.
17. **Equipment and serial and model numbers** - The contractor is strongly encouraged to include equipment serial and model numbers for all amounts invoiced to the County. If equipment serial and model numbers are not provided on the face of the invoice, such information may be required by the County before issuing payment.



STATE OF MISSOURI
OFFICE OF ADMINISTRATION
DIVISION OF PURCHASING

NOTIFICATION OF STATEWIDE CONTRACT

June 28, 2017

CONTRACT TITLE: MODEL YEAR 2017 PATROL VEHICLES

CURRENT CONTRACT PERIOD:	DECEMBER 16, 2016 THROUGH DECEMBER 31, 2017	
RENEWAL INFORMATION:	Original Contract Period:	December 16, 2016 through June 30, 2017
	Renewal Options Available:	Roll-Over Extension Available
	Potential Final Expiration:	December 31, 2017
BUYER INFORMATION:	Teri Schulte (573) 522-3296 Teri.schulte@oa.mo.gov	

ALL PURCHASES MADE UNDER THIS CONTRACT MUST BE FOR **PUBLIC USE ONLY**.
PURCHASES FOR PERSONAL USE BY PUBLIC EMPLOYEES OR OFFICIALS ARE PROHIBITED.

THE USE OF THIS CONTRACT IS **MANDATORY** FOR ALL STATE AGENCIES.
Local Purchase Authority shall not be used to purchase supplies/services included
in this contract unless specifically allowed by the contract terms.

The entire contract document may be viewed and printed from the Division of Purchasing's **Awarded Bid & Contract Document Search** located on the Internet at

<http://oa.mo.gov/purchasing>.

~ Instructions for use of the contract, specifications, requirements, and pricing are attached ~.

CONTRACT NUMBER	SAM II VENDOR NUMBER/ MissouriBUYS SYSTEM ID	VENDOR INFORMATION	MBE/ WBE	COOP PROCURE -MENT
CC170281001	4313370020 1 MB00089555	Don Brown Chevrolet Inc. 2244 South Kingshighway St. Louis, MO 63110 Phone: (314) 772-1400 Fax: (314) 772-1022 Contact: David Helterbrand dave@donbrownchevrolet.com	No	Yes

CONTRACT NUMBER	SAM II VENDOR NUMBER/ MissouriBUYS SYSTEM ID	VENDOR INFORMATION	MBE/ WBE	COOP PROCURE -MENT
CC170281002	4316465700 1 MB00089820	<p>Landmark Dodge 1900 S. Noland Independence, MO 64055</p> <p>Phone: (816) 651-6767 Fax: (816) 833-0008</p> <p>Contact: Larry Wilson Landmarkdodge1@yahoo.com</p>	No	Yes
CC170281003	4313059400 2 MB00097088	<p>Capitol Chrysler Dodge Jeep Ram 3201 Missouri Blvd. Jefferson City, MO 65109</p> <p>Phone: (573) 893-5000 Fax: (573) 893-8256</p> <p>Contacts: Jeff Smith – jsmith@capitolcitycars.com Jerry Dunn – jdunn@capitolcitycars.com</p>	No	Yes
CC170281004	2745494080 1 MB00104143	<p>Bommarito Ford Inc. 675 Dunn Rd. Hazelwood, MO 63042</p> <p>Phone: (314) 561-0022 Fax: (314) 793-3265</p> <p>Contact: Andy Eldridge aeldridge@bommarito.net</p>	No	Yes

STATEWIDE CONTRACT HISTORY

The following summarizes actions related to this Notification of Statewide Contract since its initial issuance. Any and all revisions have been incorporated into the attached document.

Contract Period	Issue Date	Summary of Changes
December 16, 2016 through December 31, 2017	06/28/17	CC170281004 – extended through December 31, 2017 for Interceptor Utility and Interceptor Sedan only. Expedition removed from statewide notice due to no roll-over option.
December 16, 2016 through June 30, 2017	06/26/17	Expiration dates added to table on page 4 and to individual models.
December 16, 2016 through June 30, 2017	04/26/17	Updated specs for Ford Interceptor Utility to include the “police engine idle feature” as stated in the bid.
December 16, 2016 through June 30, 2017	03/13/17	Added order cut-off dates for GM models.
December 16, 2016 through June 30, 2017	02/22/17	Added order cut-off dates for Ford Expedition, Dodge Charger and Dodge Durango.
December 16, 2016 through June 30, 2017	01/03/17	Contract CC170281005 with Anderson Ford cancelled. Line item 46 (Ford Interceptor Utility) and its options awarded to Bommarito Ford – contract CC170281004.
December 16, 2016 through June 30, 2017	12/21/16	Initial issuance of new statewide contract

PATROL VEHICLES –MODEL YEAR 2017
(Statewide)

Contracts CC170281001, CC170281002, CC170281003, CC170281004 and CC170281005 have been established for the purchase of miscellaneous model year 2017 police package vehicles. These are law enforcement vehicles and their purchase must be intended for law enforcement use. Specific information on warranty, ordering and delivery terms follows. Vehicle specifications and prices, including options, are included herein.

BRAND AND MODEL

Contract Number	Brand	Model	Contractor	Expiration Date
CC170281001	Chevrolet	Caprice PPV Police Package Sedan	Don Brown Chevrolet	12/31/17
	Chevrolet	Tahoe 2WD Pursuit Utility Vehicle		
	Chevrolet	Tahoe 4WD Special Services Utility Vehicle		
CC170281002	Dodge	Charger Pursuit All-Wheel Drive Sedan	Landmark Dodge	12/31/17
	Dodge	Charger Pursuit All-Wheel Drive Sedan (with 12.1" Integrated Screen)		
CC170281003	Dodge	Durango Special Service Package All-Wheel Drive SUV	Capitol Chrysler Dodge	06/30/17
CC170281004	Ford	Police Interceptor Sedan	Bommarito Ford	12/31/17
	Ford	Police Interceptor Utility		
	Ford	Expedition Special Services Vehicle		
				NO ROLL-OVER

GENERAL INFORMATION

The contractor shall provide model year 2017 patrol vehicles with all manufacturers' standard equipment and any additional equipment required by the State of Missouri on an as needed, if needed basis as ordered by the state agency. The contractor must comply with all mandatory requirements and specifications presented herein pertaining to provision of the patrol vehicles. The base price on contract shall include all mandatory requirements and specifications presented herein.

All items of standard equipment which are normally provided with each vehicle by the manufacturer shall be furnished unless such items are expressly deleted or are specified to be other than standard.

All options and/or accessories stated herein must be manufacturer's original equipment. Aftermarket options and/or accessories shall not be acceptable.

As applicable, all options must be factory installed.

WARRANTY

The Standard Factory Warranty shall apply to all vehicles. A properly executed warranty must be delivered with the vehicle. The warranty shall not become effective until the unit is placed in service.

The warranty shall commence upon delivery and acceptance of the equipment/supplies by the State of Missouri.

All warranty service must be performed in Missouri.

PATROL VEHICLES –MODEL YEAR 2017
(Statewide)

ORDERING

NOTE TO STATE AGENCIES: Prior to making a vehicle purchase, the state agency must complete a vehicle pre-approval form and submit it to Cindy Dixon, State Fleet Manager. The pre-approval form can be found at the following website address: <http://oa.mo.gov/general-services/state-fleet-management/vehicle-preapproval-process-and-vehicle-credits>.

Once the state agency receives approval from the State Fleet Manager, the agency shall issue its own PGQ (Quick Price Agreement) order on an as needed basis. The contractor must not ship until they are in receipt of a hard copy PGQ order.

DELIVERY

Must be made between the hours of 8:00 AM and 12:00 Noon or 1:00 PM and 4:00 PM, Monday through Friday, holidays excepted.

Each vehicle shall be delivered with the proper form to apply for Missouri title and license including the Manufacturer's Statement of Origin and invoice.

Each vehicle shall be delivered with the owner's manual.

In the event the contractor fails to deliver the vehicle by the stated ARO time, the State of Missouri reserves the right to find the same or similar vehicle from another source, and to charge the contractor the difference for the substitution. The State of Missouri reserves the right to exercise this clause on a case-by-case basis, and to consider the degree of contractor responsibility in the delay.

VEHICLE PREPARATION CHARGE AND DELIVERY CHARGE

The vehicle preparation costs (line items 5, 13, 19, 26, 34, 39, 45, 54 and 60) and the round trip per mile delivery charge (line item 61) shall only apply to public (cooperative procurement) entities and all other state agencies making purchases off the contract. These charges shall not apply to the Missouri State Highway Patrol.

FINANCIAL RESPONSIBILITY

The State of Missouri recognizes that dealerships may make financial arrangements that result in a finance company retaining a security interest in vehicles the State of Missouri purchases until such time as the dealership receives payment in full for those vehicles. The contractor shall understand and agree that a separate "Acknowledgement of Security Interest and Assignment" or similar document shall not be necessary and shall not be signed by the State of Missouri.

SUBSTITUTIONS

The contractor shall not substitute any item(s) that has been awarded to the contractor without the prior written approval of the Division of Purchasing.

In the event an item becomes unavailable, the contractor shall be responsible for providing a suitable substitute item. The contractor's failure to provide an acceptable substitute may result in cancellation or termination of the contract.

Any item substitution must be a replacement of the contracted item with a product of equal or better capabilities and quality, and with equal or lower pricing. The contractor shall understand that the state reserves the right to allow the substitution of any new or different product/system offered by the contractor. The Division of Purchasing shall be the final authority as to acceptability of any proposed substitution.

PATROL VEHICLES –MODEL YEAR 2017
(Statewide)

Any item substitution shall require a formal contract amendment authorized by the Division of Purchasing prior to the state acquiring the substitute item under the contract.

The state may choose not to compel an item substitution in the event requiring a substitution would be deemed unreasonable in the sole opinion of the State of Missouri. The contractor shall not be relieved of substituting a product in the event of manufacturer discontinuation or other reason simply for reasons of unprofitability to the contractor.

REPAIR OR REPLACEMENT OF DAMAGED PRODUCT

The contractor shall be responsible for repairing any item or components received in damaged condition at no cost to the State of Missouri. In the event the item cannot be repaired or if the repair would otherwise compromise the integrity of the commodity and the manufacturer warranty, then the contractor must replace the item or component in its entirety at no additional cost to the state. This includes all delivery/transportation costs for returning non-functional items to the contractor for replacement.

NOTE: IF ANY OF THE ABOVE PERFORMANCE REQUIREMENTS ARE NOT MET AND/OR VEHICLE DELIVERED DOES NOT HAVE ALL NECESSARY EQUIPMENT, PLEASE CONTACT TERI SCHULTE AT (573) 522-3296 OR teri.schulte@oa.mo.gov.

**PATROL VEHICLES –MODEL YEAR 2017
(Statewide)**

Contract Number: CC170281001

Contractor: Don Brown Chevrolet Inc.

LINE ITEM 1

UNSPSC Code: 25101702

MAKE/MODEL: 2017 Chevrolet Caprice PPV Police Package Sedan

PRICE: \$25,577.00

**(extended through 12/31/17)
EQUIPMENT INCLUDED IN PRICE**

- 6.0 liter V8 gasoline engine; 355 HP; 384 lb torque; with auxiliary engine oil cooler
- Rear wheel drive
- Six (6) Speed heavy duty automatic transmission for police operation, with auxiliary oil cooler, column mounted shift lever
- 2.92 to 1 Rear Axle Ratio, Limited Slip
- Power Electric Assist rack and pinion steering
- Heavy-duty fade resistant four wheel anti-lock disc brakes with power booster
- Heavy-duty 4 wheel independent front and rear suspension
- Tilt and telescoping steering wheel
- Five (5) P235/50R18 BSW tires "W" speed rated, (includes full size spare)
- Five (5) 18" heavy-duty steel wheels (includes full size spare)
- Full wheel covers
- 170 ampere alternator
- 700 c.c.a heavy-duty battery
- 700 c.c.a heavy-duty auxiliary battery located in trunk.
- Cruise control factory installed
- Factory installed air conditioning with integral heater and defroster
- Electric rear window defroster
- Speedometer, Police type, 0-160 MPH, certified for accuracy
- AM/FM MyLink Radio
- Power windows and door locks. Rear power windows operable from rear seat and driver's seat. Rear window lockout switch controllable from the driver's position
- Front and Rear inside door locks and handles fully operable
- Single key system for ignition, door, and deck lid with two (2) keyless entry key fobs. Each vehicle keyed differently
- Deck lid key lock cylinder. Driver side front door lock cylinder
- Automatic Deck Lid Release: electric to unlock the deck lid from driver's position inside vehicle, ignition powered
- Outside Rearview mirrors power-heated
- Heavy-duty front bucket seats reinforced for increased support and covered with heavy duty cloth fabric.
- Vinyl rear bench seat
- Driver and front passenger air bags, head curtain and knee air bags for driver and front passenger only, pelvic-thorax side impact air bags
- Full color keyed carpeting
- Manufacturer's carpeted mats – front and rear
- Front license plate bracket

- Left (driver side) factory spotlight provision with 6" halogen spotlight installed
- Factory installed overhead red/white auxiliary dome lamp wired and switched independently from standard dome lamp
- Grill lamp and siren speaker wiring provision
- Horn/siren wiring circuit for connection of agency furnished switch
- Standard production solid color exterior (silver, red, black and white) and standard interior trim

**AVAILABLE OPTIONS
(for line item 001)**

- Line Item 2:** 3.6 liter V6 gasoline engine \$0.00
(replaces 6.0 liter V8 gasoline engine & external engine oil cooler)
- Line Item 3:** Delete auxiliary equipment battery \$220.00
(credit)
- Line Item 4:** Six (6) Keys with integrated remote entry \$132.00
- Line Item 62:** Miscellaneous Option/Features
**for the purchase of options/features not specifically identified herein

DELIVERY: 120 days ARO

WARRANTY: 3 years or 36,000 miles (bumper to bumper)
5 years or 100,000 miles (drive train)

PREPARATION & DELIVERY COST FOR COOP MEMBERS & OTHER STATE AGENCIES

Line Item 5 – Preparation Cost \$698.00 per vehicle
Other State agencies and Cooperative Procurements may purchase vehicles off this contract. The total vehicle preparation cost for the vehicles processed through the contractors dealership is a per vehicle price.

Line Item 61 - \$0.98 per mile
Total round trip per mile to deliver cooperative procurement and other state agencies vehicles if requested.

Vehicles will be delivered from St. Louis, Missouri

PATROL VEHICLES – MODEL YEAR 2017
(Statewide)

Contract Number: CC170281001

Contractor: Don Brown Chevrolet Inc.

Line Item 6

UNSPSC Code: 25101702

MAKE/MODEL: 2017 Chevrolet Tahoe 2WD 9C1 Pursuit Utility Vehicle

PRICE: \$31,856.00

(extended through 12/31/17)
EQUIPMENT INCLUDED IN PRICE

- V-8 type, 5.3 liter gasoline engine with engine oil cooler
- Rear wheel drive
- 3.08 to 1 Rear Axle Ratio
- Six (6) speed automatic transmission, heavy-duty for police operation, column-mounted gear shift lever & auxiliary oil cooler.
- Electric power steering
- Tilt steering wheel
- Heavy-duty fade resistant four wheel anti-lock disc brakes with power booster
- Heavy-duty suspension for police usage. Front independent torsion bar & rear multi-link coil spring suspension system.
- Five (5) tires, P265/60R17 BSW, "V" speed rated (includes full size spare)
- Five 17" x 8" heavy duty steel wheels (includes full spare)
- Bolt-on center caps
- 170 ampere alternator
- Heavy-duty 720 c.c.a. battery – 80 amp per hour
- 730 c.c.a. auxiliary battery
- Speed Control
- Air conditioning system with integral heater and defroster
- Electric rear window defroster
- Police type certified 0-150 mph speedometer
- AM/FM/CD stereo with USB port
- Front & side-impact airbags for driver & front passenger & head curtain side-impact for all rows in outboard seating positions. Head curtain side-impact included for third row seating even though seat has been deleted.
- Radio noise suppression devices included.
- Power windows and door locks, rear power window operable from rear seat and driver's seat, rear window lockout switch controllable from driver's position
- Rear inside door locks and handles fully operable.
- Driver front door and lift gate lock cylinders.
- Heavy-duty cloth 40/20/40 split bench style seating without center 20% section. Center section must be deleted. Power driver & front passenger seat adjusters.
- Heavy-duty cloth 60/40 split folding bench rear seat
- Full color keyed carpeting
- Manufacturer's standard floor mats
- Front license bracket
- Spotlight provision, left hand (driver side) with 6" halogen spotlight
- Factory installed overhead high intensity auxiliary dome lamp
- Power adjustable heated outside rear view mirrors
- Manufacturer's standard OnStar system with Bluetooth hands-free connectivity.
- Grill lamp/siren speaker wiring for connection to agency furnished equipment.
- Horn/Siren wiring circuit for connection of agency furnished switch.
- Deep tinted glass, all windows except windshield & front door windows which shall be a light tinted glass.
- Single key locking system with minimum of two (2) keyless entry key fobs. Each vehicle keyed differently.
- Keyless entry system
- Standard Production Solid Color Exterior (black, white, silver ice, champagne silver, tungsten) and Standard Interior Trim (jet black cloth)
- Factory installed trailering equipment, to include hitch & wiring
- Front under body shield.
- Fleet and Free Maintenance Credits applied

AVAILABLE OPTIONS
(for line item 6)

- Line Item 7 – 4WD 9C1 Pursuit Option \$2,981.00**
(Includes 2-speed electronic Autotrac transfer case with rotary controls)
- Line item 8 – Complete 40/20/40 cloth front bench seating NO CHARGE**
***must state when ordering**
- Line Item 9 – Keyless entry transmitters \$69.00**
(package of six (6) transmitters)
- Line Item 10 – Power adjustable brake and accelerator pedals \$138.00**
- Line Item 11 – Black vinyl floor covering \$161.00**
(delete carpet and carpeted floor mats) (credit)
- Line Item 12 – Optional 17" x 8" polished aluminum wheels (spare may remain steel) \$466.00**
- Line Item 62: Miscellaneous Option/Features**
****for the purchase of options/features not specifically identified herein**

DELIVERY: 80 – 90 days ARO

WARRANTY: 3 years or 36,000 miles (bumper to bumper)
5 years or 100,000 miles (drive train)

**PREPARATION COST FOR COOPERATIVE PROCUREMENT MEMBERS & OTHER STATE AGENCIES
(fee pertains to line item 6)**

Line Item 13 – Preparation Cost \$698.00 per vehicle

Other State agencies and Cooperative Procurement members may purchase vehicles off this contract. The total vehicle preparation cost stated for the vehicles processed through the contractors dealership is charged per vehicle.

Line Item 61 – Round Trip Per Mile Delivery Charge \$0.98 per mile

Total round trip per mile to deliver cooperative procurement and other state agencies vehicles if requested.

Vehicles will be delivered from St. Louis, Missouri

PATROL VEHICLES – MODEL YEAR 2017
(Statewide)

Contract Number: CC170281001

Contractor: Don Brown Chevrolet Inc.

Line Item 14

UNSPSC Code: 25101702

MAKE/MODEL: 2017 Chevrolet Tahoe 4WD 5W4 Special Services Utility Vehicle

PRICE: \$34,286.00

(extended through 12/31/17)

EQUIPMENT INCLUDED IN PRICE

- V-8 type, 5.3 liter gasoline engine with engine oil cooler
- Four Wheel Drive
- 3.08 to 1 Rear Axle Ratio
- Six (6) speed automatic transmission, heavy-duty for police operation with auxiliary oil cooler.
- Electric power steering
- Tilt, urethane steering wheel
- Heavy-duty fade resistant four wheel anti-lock disc brakes with power booster
- Premium Smooth Ride Suspension System
- Five (5) tires, P265/70R17 all-terrain BSW (includes full size spare)
- Five 17" x 8" heavy duty steel wheels (includes full spare)
- 170 ampere alternator
- Heavy-duty 720 c.c.a. battery
- 730 c.c.a. auxiliary battery
- Speed Control
- Air conditioning system with integral heater and defroster
- Electric rear window defroster
- AM/FM/CD stereo with USB and Auxiliary input track
- Front & side-impact airbags for driver & front passenger & head curtain side-impact for all rows in outboard seating positions. Head curtain side-impact included for third row seating even though seat has been deleted.
- Radio noise suppression devices included.
- Power windows and door locks, rear power window operable from rear seat and driver's seat, rear window lockout switch controllable from driver's position
- Rear inside door locks and handles fully operable.
- Driver front door and lift gate lock cylinders.
- Heavy-duty cloth 40/20/40 split bench style seating without center 20% section. Center section must be deleted. Power driver & front passenger seat adjusters.
- Heavy-duty cloth 60/40 split folding bench rear seat
- Full color keyed carpeting
- Manufacturer's standard front and rear floor mats
- Front license bracket
- Spotlight provision, left hand (driver side) with 6" halogen spotlight
- Factory installed overhead high intensity auxiliary dome lamp
- Power heated outside rear view mirrors
- Manufacturer's standard OnStar system with Bluetooth
- Grill lamp/siren speaker wiring for connection to agency furnished equipment.
- Horn/Siren wiring circuit for connection of agency furnished switch.
- Deep tinted glass, all windows except windshield & front door windows which shall be a light tinted glass.
- Single key locking system with minimum of two (2) keyless entry key fobs. Each vehicle keyed differently.
- Keyless entry system
- Standard Production Solid Color Exterior (black, white, silver, champagne silver and tungsten) and Standard Interior Trim
- Factory installed trailering equipment, to include hitch & wiring
- Manufacturer installed skid plate.
- Fleet Free Maintenance Credit applied

AVAILABLE OPTIONS
(for line item 14)

Line Item 15 – Remove Left (driver side) \$396.00
factory spotlight provision and (credit)
installed 6" halogen spotlight

Line item 16 – Complete 40/20/40 cloth front NO CHARGE
bench seating (state when ordering)

Line Item 17 – Power adjustable brake \$138.00
and accelerator pedals

Line Item 18 – Delete steel wheels & replace \$580.00
with factory installed 18" aluminum
wheels (spare may remain steel).
Requires change to 18" all season tires.

Line Item 62: Miscellaneous Option/Features
**for the purchase of options/features not specifically
identified herein

DELIVERY: 80 - 90 days ARO

WARRANTY: 3 years or 36,000 miles (bumper to bumper)
5 years or 100,000 miles (drive train)

**PREPARATION COST FOR COOPERATIVE PROCUREMENT MEMBERS & OTHER STATE AGENCIES
(fee pertains to line item 14)**

Line Item 19 – Preparation Cost **\$698.00 per vehicle**

Other State agencies and Cooperative Procurement members may purchase vehicles off this contract. The total vehicle preparation cost stated for the vehicles processed through the contractors dealership is charged per vehicle.

Line Item 61 – Round Trip Per Mile Delivery Charge **\$0.98 per mile**

Total round trip per mile to deliver cooperative procurement and other state agencies vehicles if requested.

Vehicles will be delivered from St. Louis, Missouri

PATROL VEHICLES – MODEL YEAR 2017
(Statewide)

Contract Number: CC170281002

Contractor: Landmark Dodge

Line Item 20

UNSPSC Code: 25101702

MAKE/MODEL: 2017 Dodge Charger Pursuit All-Wheel Drive Sedan

PRICE: \$22,666.00

(extended through 12/31/17)

EQUIPMENT INCLUDED IN PRICE

- 5.7 liter V8 gasoline engine with heavy-duty cooling system and engine oil cooler
- All wheel drive
- Five (5) speed automatic with overdrive, heavy-duty for police operation. Column mounted shift lever.
- 3.07 to 1 rear axle ratio
- Heavy-duty electro-hydraulic rack and pinion power steering with oil cooler.
- Tilt steering wheel
- Heavy-duty fade resistant four wheel anti-lock disc brakes with power booster
- Heavy-duty 4 wheel independent front and rear police tuned suspension.
- Five (5) tires, 225/60R18 BSW, "W" speed rated (includes full-size spare)
- Five (5) 18" x 7.5" steel wheels (includes full-size spare)
- 18" Full Wheel Covers
- 220 ampere heavy-duty alternator
- 800 c.c.a. minimum battery
- Bluetooth hands-free device
- Police type speedometer certified for accuracy
- Speed Control
- Air conditioning system with integral heater and defroster
- Electric rear window defroster
- AM/FM Stereo
- Power windows and door locks, rear power window operable from rear seat and driver's seat, rear window lockout switch controllable from driver's position
- Rear inside door locks and handles fully operable
- Single key locking system
- Electric to unlock the deck lid from driver's position inside the vehicle, ignition powered
- Heated power adjusting outside rear view mirrors
- Heavy-duty bucket seats, reinforced for increased support and covered with heavy duty cloth fabric; no center console; power adjusting driver seat
- Heavy-duty cloth bench rear seat
- Driver and front passenger air bags, driver and passenger side curtain air bags and driver and front passenger seat mounted thorax air bags
- Full carpeting front and rear
- Carpeted floor mats
- Front license bracket
- Factory spotlight provision, left hand with 6" halogen spotlight

- High intensity red/white auxiliary dome lamp wired and switched independently from standard dome lamp
- Standard production solid color exterior (billiet, silver, blue, max steel, black, white) and standard interior trim
- Proximity entry system with push button start and police strategy
- Police equipment mounting bracket located between front seats

AVAILABLE OPTIONS
(for line item 20)

- Line Item 21** – 3.6 liter V6 gasoline engine **\$1,400.00**
(deletes all-wheel drive & changes axle ratio to 2.62 to 1; changes power steering to electric assist & deletes power steering oil cooler) (credit)
- Line Item 22** – Delete all-wheel drive system **\$500.00**
(changes axle ratio to 2.62 to 1; changes power steering to electric assist & deletes power steering oil cooler) (credit)
- Line Item 23** – Fleet park assist system with backup camera **\$312.00**
- Line Item 24** – Convenience Group 1 **\$427.00**
(includes power adjustable pedals & driver/front passenger power adjusting seats)
- Line Item 25** – Four (4) additional key FOBS **\$89.00**
- Line Item 62** – Miscellaneous Options/Features
**for the purchase of options/features not specifically identified herein
- DELIVERY:** 90 - 120 days ARO
- WARRANTY:** 3 years or 36,000 miles (bumper to bumper)
5 years or 100,000 miles (power train)

**PREPARATION & DELIVERY COST FOR COOP MEMBERS & OTHER STATE AGENCIES
(fee pertains to line item 20)**

Line Item 26 – Preparation Cost **\$460.00 per vehicle**

Other State agencies and Cooperative Procurement members may purchase vehicles off this contract. The total vehicle preparation cost stated for the vehicles processed through the contractors dealership is charged per vehicle.

Line Item 61 – Delivery Cost **\$1.35 per mile**

Total round trip per mile cost for contractor to deliver cooperative procurement member and other state agency vehicles if requested.

Vehicles will be delivered from Independence, Missouri.

PATROL VEHICLES – MODEL YEAR 2017
(Statewide)

Contract Number: CC170281002

Contractor: Landmark Dodge

Line Item 27

UNSPSC Code: 25101702

MAKE/MODEL: 2017 Dodge Charger Pursuit All-Wheel Drive Sedan
With 12.1" Integrated Screen

PRICE: \$24,602.00

(extended through 12/31/17)

EQUIPMENT INCLUDED IN PRICE

- 5.7 liter V8 gasoline engine with heavy-duty cooling system and engine oil cooler
- All wheel drive
- Five (5) speed automatic with overdrive, heavy-duty for police operation. Column mounted shift lever.
- 3.07 to 1 rear axle ratio
- Heavy-duty electro-hydraulic rack and pinion power steering with oil cooler.
- Tilt steering wheel
- Heavy-duty fade resistant four wheel anti-lock disc brakes with power booster
- Heavy-duty 4 wheel independent front and rear police tuned suspension.
- Five (5) tires, 225/60R18 BSW, "W" speed rated (includes full-size spare)
- Five (5) 18" x 7.5" steel wheels (includes full-size spare)
- 18" Full Wheel Covers
- 220 ampere heavy-duty alternator
- 800 c.c.a. minimum battery
- Bluetooth hands-free device
- Police type speedometer certified for accuracy
- Speed Control
- Air conditioning system with integral heater and defroster
- Electric rear window defroster
- AM/FM Stereo
- 12.1" factory installed integrated computer screen
- Power windows and door locks, rear power window operable from rear seat and driver's seat, rear window lockout switch controllable from driver's position
- Rear inside door locks and handles fully operable
- Single key locking system
- Electric to unlock the deck lid from driver's position inside the vehicle, ignition powered
- Heated power adjusting outside rear view mirrors
- Heavy-duty bucket seats, reinforced for increased support and covered with heavy duty cloth fabric; no center console; power adjusting driver seat
- Heavy-duty cloth bench rear seat
- Driver and front passenger air bags, driver and passenger side curtain air bags and driver and front passenger seat mounted thorax air bags
- Full carpeting front and rear
- Carpeted floor mats
- Front license bracket

- Factory spotlight provision, left hand with 6" halogen spotlight
- High intensity red/white auxiliary dome lamp wired and switched independently from standard dome lamp
- Standard production solid color exterior (billiet, silver, blue, max steel, black, white) and standard interior trim
- Proximity entry system with push button start and police strategy
- Police equipment mounting bracket located between front seats

AVAILABLE OPTIONS
(for line item 27)

- Line Item 28** – 3.6 liter V6 gasoline engine **\$1,366.00**
(deletes all-wheel drive & changes (credit) axle ratio to 2.62 to 1; changes power steering to electric assist & deletes power steering oil cooler)
- Line Item 30** – Left (driver side) factory spotlight **\$169.00**
provision with 6" LED spotlight installed in lieu of halogen spotlight
- Line Item 31** – Fleet park assist system with **\$312.00**
backup camera
- Line Item 32** – Convenience Group 1 **\$427.00**
(includes power adjustable pedals & driver/front passenger power adjusting seats)
- Line Item 33** – Four (4) additional key FOBS **\$89.00**
- Line Item 62** – Miscellaneous Options/Features
**for the purchase of options/features not specifically identified herein

DELIVERY: 90 – 120 days ARO

WARRANTY: 3 years or 36,000 miles (bumper to bumper)
5 years or 100,000 miles (power train)

**PREPARATION & DELIVERY COST FOR COOP MEMBERS & OTHER STATE AGENCIES
(fee pertains to line item 27)**

Line Item 34 – Preparation Cost

\$460.00 per vehicle

Other State agencies and Cooperative Procurement members may purchase vehicles off this contract. The total vehicle preparation cost stated for the vehicles processed through the contractors dealership is charged per vehicle.

Line Item 61 – Delivery Cost

\$1.35 per mile

Total round trip per mile cost for contractor to deliver cooperative procurement member and other state agency vehicles if requested.

Vehicles will be delivered from Independence, Missouri.

PATROL VEHICLES – MODEL YEAR 2017
(Statewide)

Contract Number: CC170281003

Contractor: Capitol Chrysler Dodge Jeep Ram

Line Item 35

UNSPSC Code: 25101702

MAKE/MODEL: 2017 Dodge Durango Special Service Package AWD Sport Utility

PRICE: \$28,147.00

ORDER CUT-OFF DATE: 04/20/17

EQUIPMENT INCLUDED IN PRICE

- 5.7 liter V8 gasoline engine with heavy-duty cooling system and engine oil cooler
- All wheel drive
- Eight (8) speed automatic with overdrive.
- 3.07 to 1 rear axle ratio
- Tilt steering wheel
- Heavy-duty four wheel anti-lock disc brakes with power booster
- Front and rear independent suspension systems.
- Manufacturer's standard tires; full size spare
- Manufacturer's standard aluminum wheels (includes full-size spare – steel spare wheel is acceptable)
- 220 ampere heavy-duty alternator
- 800 c.c.a. minimum battery
- Bluetooth hands-free device
- Police type speedometer certified for accuracy
- Speed Control
- Air conditioning system with integral heater and defroster
- Electric rear window defroster
- Rear liftgate glass wiper with washer
- AM/FM Stereo
- Power windows and door locks
- Single key locking system
- Heated power adjusting outside rear view mirrors
- Heavy-duty cloth bucket seats with power adjusting driver seat
- Heavy-duty cloth second row 60/40 bench seat
- No third row seating
- Driver and front passenger air bags, driver and passenger side curtain air bags and driver and front passenger seat mounted thorax air bags
- Full carpeting front and rear
- Carpeted floor mats
- Front license bracket
- Factory installed spot lamp wiring
- High intensity red/white auxiliary dome lamp wired and switched independently from standard dome lamp
- Factory installed tow package with class 4 receiver hitch
- Skid plates for fuel tank, transfer case, front suspension and underbody
- Standard production solid color exterior (white, silver, blue, brown, black, granite, red) and standard interior trim
- Keyless entry system

AVAILABLE OPTIONS
(for line item 35)

- | | |
|---|--------------------------------------|
| Line Item 36 – 3.6 liter V6 gasoline engine
(changes all-wheel drive system
to single speed) | <u>\$2,200.00</u>
(credit) |
| Line Item 37 – 3.6 liter V6 engine with rear
wheel drive
(deletes all-wheel drive system) | <u>\$3,697.00</u>
(credit) |

No skid plates

Line Item 38 – Backup Camera System
(factory installed)

\$1,095.00

Line Item 62 – Miscellaneous Options/Features

**for the purchase of options/features not specifically identified herein

DELIVERY: 90 - 120 days ARO

WARRANTY: 3 years or 36,000 miles (bumper to bumper)
5 years or 100,000 miles (power train)

**PREPARATION & DELIVERY COST FOR COOP MEMBERS & OTHER STATE AGENCIES
(fee pertains to line item 35)**

Line Item 39 – Preparation Cost \$800.00 per vehicle

Other State agencies and Cooperative Procurement members may purchase vehicles off this contract. The total vehicle preparation cost stated for the vehicles processed through the contractors dealership is charged per vehicle.

Line Item 61 – Delivery Cost \$1.50 per mile

Total round trip per mile cost for contractor to deliver cooperative procurement member and other state agency vehicles if requested.

Vehicles will be delivered from Jefferson City, Missouri.

PATROL VEHICLES – MODEL YEAR 2017
(Statewide)

Contract Number: CC170281004

Contractor: Bommarito Ford Inc.

Line Item 40

UNSPSC Code: 25101702

MAKE/MODEL: 2017 Ford Police Interceptor Sedan

PRICE: \$25,289.00

(extended through 12/31/17)

EQUIPMENT INCLUDED IN PRICE

- V-6 type, 3.5 liter turbo-charged (EcoBoost) gasoline engine with heavy-duty cooling system and engine oil cooler
- 148 mph top speed calibration
- All wheel drive
- Six speed automatic heavy-duty police calibration, column mounted gear selector and auxiliary oil cooler
- Heavy-duty electric power assist steering
- Tilt steering wheel
- Heavy-duty fade resistant four wheel anti-lock disc brakes with power booster
- Independent front and rear suspension. Front and rear stabilizer bars
- Five (5) tires, 245/55R18 BSW, "W" speed rated (includes spare)
- Five (5) 18" x 8" heavy-duty steel wheels (includes spare)
- 18" Full Wheel Covers
- 220 ampere heavy duty alternator
- 750 c.c.a. minimum battery
- Police type speedometer certified for accuracy
- Speed Control
- Air conditioning system with integral heater and defroster
- Electric rear window defroster
- AM/FM Stereo
- Power adjustable brake and accelerator pedals
- Radio noise suppression bonding straps
- Rear inside door locks and handles fully operable
- Automatic Deck Lid Release, ignition controlled
- Deck lid and driver door key lock cylinder
- Single key locking system
- Heavy-duty front bucket seats without center console, designed for police usage and covered with heavy-duty cloth fabric. 6-way power adjusting driver seat
- Heavy-duty cloth bench rear seat
- Driver and front passenger air bags, driver and passenger side curtain air bags, and driver and front passenger seat mounted thorax air bags
- Full carpeting both front and rear
- Carpeted floor mats
- Front license bracket
- Factory spotlight provision, left hand with 6" halogen spotlight
- Police power pigtail harness
- Pre-wiring for LED, siren, and speaker
- Courtesy lamps disabled when any door is opened
- Front row overhead red/white auxiliary dome lamp
- Standard Production Solid Color Exterior and Standard Interior Trim
- L.H and R.H power heated power adjusting outside rearview mirrors
- Remote Keyless entry with a minimum of two (2) FOBs
- Head lamp housing prep package. Does not include LED installed lights
- Power windows and door locks, rear power windows operable from rear seat and driver's seat, rear window lockout switch controllable from driver's position

AVAILABLE OPTIONS

(for line item 030)

Line Item 41 – 3.7 liter V6 gasoline engine with all wheel drive (normally aspirated)	<u>\$1,104.00</u> (credit)
Line Item 42 – 3.5 liter V6 gasoline engine with front wheel drive (normally aspirated)	<u>\$1,879.00</u> (credit)
Line Item 43 – Ford SYNC	<u>\$590.00</u>
Line Item 44 – Standard wheel center caps in lieu of full wheel covers	<u>\$36.00</u> (credit)

Line Item 62 – Miscellaneous Options/Features

**for the purchase of options/features not specifically identified herein

DELIVERY: 90-120 days ARO

WARRANTY: 3 years or 36,000 miles (bumper to bumper)

5 years or 100,000 miles (power train)

**PREPARATION & DELIVERY COST FOR COOP MEMBERS & OTHER STATE AGENCIES
(fee pertains to line item 40)**

Line Item 45 – Preparation Cost

\$995.00 per vehicle

Other State agencies and Cooperative Procurement members may purchase vehicles off this contract. The total vehicle preparation cost stated for the vehicles processed through the contractors dealership is charged per vehicle.

Line Item 61 – Delivery Cost

\$1.50 per mile

Total round trip per mile cost for contractor to deliver cooperative procurement member and other state agency vehicles if requested.

Vehicles will be delivered from Hazelwood, Missouri.

PATROL VEHICLES – MODEL YEAR 2017
(Statewide)

Contract Number: CC170281004

Contractor: Bommarito Ford Inc.

Line Item 46

UNSPSC Code: 25101702

MAKE/MODEL: 2017 Ford Police Interceptor Utility AWD

PRICE: \$27,396.00

(extended through 12/31/17)
EQUIPMENT INCLUDED IN PRICE

- V-6 type, 3.7 liter normally aspirated gasoline engine with heavy-duty cooling system and engine oil cooler
- All wheel drive
- Six speed automatic heavy-duty police calibration, column mounted gear selector and auxiliary oil cooler
- Heavy-duty fade resistant four wheel anti-lock disc brakes with power booster
- Heavy-duty electric power assist steering
- Tilt steering wheel
- Independent front and rear suspension. Front and rear stabilizer bars
- Five (5) tires, 245/55R18 BSW, "W" speed rated (includes spare)
- Five (5) 18" x 8" heavy-duty steel wheels (includes spare)
- 18" Full Wheel Covers
- 220 ampere heavy-duty alternator
- 750 c.c.a. minimum battery
- Police type speedometer certified for accuracy
- Speed Control
- Air conditioning system with integral heater and defroster
- Electric rear window defroster
- AM/FM Stereo
- Power adjustable brake and accelerator pedals
- Radio noise suppression bonding straps
- Power windows and door locks, rear power window operable from rear seat and driver's seat, rear window lockout switch controllable from driver's position
- Rear inside door locks and handles fully operable
- Lift gate key lock cylinder and driver door key lock cylinder
- Single key locking system
- Heavy-duty front bucket seats without center console, designed for police usage and covered with heavy-duty cloth fabric. 6-way power adjusting driver seat
- Privacy glass for second and third row
- Heavy-duty cloth bench rear seat
- Driver and front passenger air bags, driver and passenger side curtain air bags and driver and front passenger seat mounted thorax air bags
- Full carpeting first and second row
- Carpeted floor mats
- Front license bracket
- Factory spotlight provision, left hand with 6" halogen spotlight
- Police power pigtail harness
- Pre-wiring for LED lamp, siren and speaker
- Courtesy lamps disabled when any door is opened
- First row red/white auxiliary dome lamp

- Red/White overhead dome lamp in cargo area.
- Headlamp housing prep package. Does not include LED installed lights.
- Standard production solid color exterior and standard interior trim
- Left hand and right hand power adjusting outside rearview mirrors
- Remote keyless entry with a minimum of two (2) fobs
- Police Engine Idle Feature

AVAILABLE OPTIONS
(for line item 46)

- | | |
|---|-----------------------------------|
| Line Item 47 – 3.5 liter V6 Turbo-charged (EcoBoost) gasoline engine | <u>\$1,795.00</u> |
| Line Item 48 – Black vinyl floor covering (Deletes carpet and carpeted floor mats) | <u>\$98.00</u>
(credit) |
| Line Item 49 – Auxiliary air conditioning | <u>\$610.00</u> |
| Line Item 50 – Ford SYNC | <u>\$295.00</u> |
| Line Item 51 – Reverse sensing system | <u>\$295.00</u> |
| Line Item 52 – Standard wheel center caps | <u>\$36.00</u>
(credit) |
| Line Item 53 – Factory installed Front Interior Visor Light Bar | <u>\$1,115.00</u> |
| Line Item 62 – Miscellaneous Options/Features
**for the purchase of options/features not specifically identified herein | |
| DELIVERY: 90-120 days ARO | |
| WARRANTY: 3 years or 36,000 miles (bumper to bumper)
5 years or 100,000 miles (drive train) | |

**PREPARATION & DELIVERY COST FOR COOP MEMBERS & OTHER STATE AGENCIES
(fee pertains to line item 46)**

Line Item 54 – Preparation Cost **\$995.00 per vehicle**
Other State agencies and Cooperative Procurement members
may purchase vehicles off this contract. The total vehicle preparation
cost stated for the vehicles processed through the contractors dealership is
charged per vehicle.

Line Item 61 – Delivery Cost **\$1.50 per mile**
Total round trip per mile cost for contractor to deliver cooperative
procurement member and other state agency vehicles if requested.

Vehicles will be delivered from Hazelwood, Missouri.

**PATROL VEHICLES – MODEL YEAR 2017
(STATEWIDE CONTRACT)**

State of Missouri Office of Administration Division of Purchasing and Materials Management Contract Performance Report

Please take a moment to let us know how this contract award has measured up to your expectations. If reporting on more than one contractor or product, please make copies as needed. This office will use the information to improve products and services available to state agency users. **Comments should include those of the product's end user.**

Contract No.: _____ **Contractor:** _____

Describe Product Purchased (include Item No's., if available): _____

Rating Scale: 5 = Excellent, 4 = Good, 3 = Average, 2 = Poor, 1 = Fails to meet expectations

Product Rating	Rate 1-5, 5 best
Product meets your needs	
Product meets contract specifications	
Pricing	

Contractor Rating	Rate 1-5, 5 best
Timeliness of delivery	
Responsiveness to inquiries	
Employee courtesy	
Problem resolution	
Recall notices handled effectively	

Comments: _____

Prepared by: _____ **Title:** _____ **Agency:** _____

Date: _____ **Phone:** _____ **Email:** _____

Address: _____

Please detach or photocopy this form & return by FAX to 573/526-9816, or mail to:

Office of Administration
Division of Purchasing
301 West High Street, RM 630
PO Box 809
Jefferson City, Missouri 65102

You may also e-mail form to the buyer as an attachment at

CERTIFIED COPY OF ORDER

STATE OF MISSOURI

} ea.

December Session of the October Adjourned

Term. 20 17

County of Boone

In the County Commission of said county, on the

19th

day of

December 20 17


the following, among other proceedings, were had, viz:


Now on this day the County Commission of the County of Boone does hereby approve the attached Consultant Services Agreement with Howe Company, LLC for design services for a replacement structure of Bridge #BR0420020 on Dripping Springs Road over Silver Fork Creek.


The terms of the Agreement are stipulated in the attached Agreement. It is further ordered the Presiding Commissioner is hereby authorized to sign said Consultant Services Agreement with Howe Company, LLC.


Done this 19th day of December, 2017.

ATTEST:


Taylor W. Burks
Clerk of the County Commission


Daniel K. Atwill
Presiding Commissioner


Fred J. Patry
District I Commissioner


Janet M. Thompson
District II Commissioner

APPROVAL OF PROPOSAL FOR CONSULTANT SERVICES

Effective the _____ day of December, 2017, Boone County, Missouri, a political subdivision of the State of Missouri through its County Commission (herein "Owner") hereby approves and authorizes professional services by the Consultant referred to below for the services specified herein.

Consultant Name: Howe Company LLC; 804 E. Patton Street; Macon, MO 63552

Project/Work Description: Replacement of Bridge #BR0420020 on Dripping Springs Road over Silver Fork Creek.

Proposal Description: Howe Company LLC will provide design services for the replacement structure of Bridge #BR0420020 on Dripping Springs Road over Silver Fork Creek to include: surveys, soil borings, permits etc. as detailed in the attached proposal. Additionally, Howe Company LLC will provide bidding phase services of preparing any needed addenda, answering questions about plans or specifications, etc as detailed in the attached proposal.

Modifications to Proposal: Fees and expenses shall not exceed \$55,000.00 without prior written approval of Owner.

This form agreement and any attachments to it shall be considered the approved proposal; signature by all parties below constitutes a contract for services in accordance with the above described proposal and any approved modifications to the proposal, both of which shall be in accordance with the terms and conditions of the General Consultant Services Agreement signed by the Consultant and Owner for the current calendar year on file with the Boone County Resource Management Department, which is hereby incorporated by reference. Performance of Consultant's services and compensation for services shall be in accordance with the approved proposal and any approved modifications to it and shall be subject to and consistent with the General Consultant Services Agreement for the current calendar year. In the event of any conflict in interpretation between the proposal approved herein and the General Consultant Services Agreement, or the inclusion of additional terms in the Consultant's proposal not found in the General Consultant Services Agreement, the terms and conditions of the General Consultant Services Agreement shall control unless the proposal approved herein specifically identifies a term or condition of the General Consultant Services Agreement that shall not be applicable or this Approval of Proposal indicates agreement with a specific term or terms of Consultant's proposal not found in the General Consultant Services Agreement.

HOWE COMPANY LLC

By *Shannon Johnson*
Title Manager of LLC/Principal
Dated: Dec. 12, 2017

BOONE COUNTY, MISSOURI

By *Samuel K. Caldwell*
Presiding Commissioner
Dated: 12-19-17

APPROVED AS TO FORM:

La. Sweet
County Attorney by: *La. Sweet*

ATTEST:

Taylor W. Burk
County Clerk

APPROVED:

Sam Johnson
Resource Management Director

Certification:

I certify that this contract is within the purpose of the appropriation to which it is to be charged and there is an unencumbered balance of such appropriations sufficient to pay the costs arising from this contract.

Jan E. Pitchford 12/12/17 2041-71102
Auditor by *cg* Date

December 7, 2017

Jeff McCann, P.E.
Chief Engineer
Boone County Resource Management
Columbia, MO

RE: Proposal for Design & Bidding Phase Services for the removal and replacement of Bridge No. 0420020 on Dripping Springs Road.

Dear Mr. McCann,

We propose to offer the services described in this letter based on the project description enclosed.

Project Description

The following project description was used to develop the scope of work and fee for the project.

- The existing bridge will be removed and replaced with a new single span prestressed concrete girder bridge with a composite concrete deck. The new bridge shall, in general, follow the existing alignment with minor improvements to the horizontal and vertical roadway alignment. The rail on the bridge shall be a Kansas corral style with modifications to allow the connection of steel approach rails. The road will be closed to through traffic. A detour route will be marked. All removal and construction activities will be performed by a contractor. No in-kind work will be performed by County forces. In general, design services will be provided by Howe Company, LLC and bidding & construction services will be provided by Boone County. BRO funding will not be used.
- The bridge will be designed for a clear width between the guard rails equal to 24-26 feet. This dimension will be finalized during the preliminary design process.
- Design Speed will not exceed 35 mph.
- The design truck loading will be the HS20-44 and 3S2. The bridge will be load rated for the HS20-44, H20, and 3S2.
- The utilities which are expected to require coordination efforts include telephone and power. Based on the absence of markers and visible valves in the immediate vicinity of the bridge, no gas or water mains are expected in the project area.

SCOPE OF SERVICES

ARTICLE I – SCOPE OF SERVICES

A. **DESIGN PHASE** – The Engineer will:

1. Conduct topographic, property and utility surveys sufficient to develop plans for the project;
2. Arrange and pay for soil borings and foundation recommendations;
3. Utilize previous hydraulic studies to develop preliminary design plans.
4. Provide PDF set of preliminary plans to Boone County staff. Howe Company, LLC will meet with Boone County staff to review preliminary design and discuss potential revision considerations.
5. Prepare for signature and mail (or email) to the respective agencies the applications for permits related to water quality. This includes coordinating with the Missouri Department of Natural Resources and the U.S. Army Corps of Engineers and the preparation of flood development permits or No-Rise certificates for County approval as required by the Federal Emergency Management Agency (FEMA);
6. Prepare and submit to MoDNR information pertaining to the bridge site and structure in an effort to obtain a Section 106 clearance from the Missouri Department of Natural Resources;
7. Contact utility companies which are identified by Missouri One Call or have marked facilities in the project and provide them with a set of plans for the project and request they respond with a plan for relocation or accommodation of construction activities. Schedule, coordinate, and administer up to 2 meetings with same utilities;
8. Secure adequate property title information, determine right-of-way requirements, prepare right-of-way plans, easements, and donation letters for use by Boone County in acquiring, by donation, the right-of-way needed for the project.
9. Prepare detailed construction plans, cost estimates, structural inventory & appraisal forms, specifications and related documents as necessary for the purpose of receiving soliciting bids for constructing the project;

B. BIDDING PHASE –

1. Answer questions from Boone County staff regarding interpretation of the plans or specifications.
2. Prepare addenda for the purpose of clarifying design details during the bidding phase.
3. Assist with the evaluation of bids as requested. Bid tabulation to be prepared by Boone County.

EXCLUDED SERVICES

The following services are not included in the scope of services and are specifically excluded from the Scope of Services. If these services are required, then a supplemental agreement is required to add the scope and additional fee:

1. Hydraulic studies for the purposes of recommending a bridge opening size, etc.
2. Evaluations, Studies, Site Visits, etc. for the purpose of evaluating the presence of endangered species or the presence of habitat to support endangered species, which may be required by the MoDOT, Mo Dept of Conservation U.S. Fish & Wildlife, or the FHWA.
3. Studies, delineations, evaluations, of potential wetlands in the project area as requested by permitting agencies.
4. The design, development, coordination of wetland mitigation plans, reports, etc.
5. Administration, coordination, preparation, appraisals, letter offers, condemnation activities, and any other tasks related to the acquisition of right of way by any means except donation.
6. Surveying, staking, re-design efforts, etc. to avoid conflict with at utility.
7. Preparation & coordination efforts required for utility agreements.
8. Testing of compaction & moisture for embankment, base, and pavement.
9. Preparation and submittal of documentation to support the use of In-kind work by County forces.
10. Mitigation of adverse effects to archeological Studies, Historical Reports as requested by permitting agencies.
11. Construction observation & administration of the construction contract.
12. Staking & layout of the structure for construction.
13. Re-design efforts that affect roadway alignment, grading, etc. deemed required by Boone County after preliminary plans have been approved by Boone County.
14. Prepare and submit applications for permits related to noise abatement and air quality, if necessary.
15. Arrange and pay for a qualified inspector to perform an inspection of the structure for asbestos and lead in accordance with MoDNR requirements related to demolition.
16. Prepare and submit to MoDOT a "request for softmatch credit" packet for the project.

Compensation:

Fees and expenses for Design and Bidding Phases shall not exceed \$55,000.00 (Fifty-five thousand dollars) Lump Sum without prior written approval of Owner.

Please contact me with any questions at shannon@howecompany.com or 660-395-4693 or 660-651-1582. Thank you for the opportunity to work for Boone County. We appreciate your business.

Sincerely,

A handwritten signature in black ink that reads "Shannon J. Howe". The signature is written in a cursive, flowing style.

Shannon J. Howe, P.E., S.E.
Howe Company, LLC

CERTIFIED COPY OF ORDER

STATE OF MISSOURI

December Session of the October Adjourned

Term. 20 17

County of Boone } ea.

19th day of December 20 17

In the County Commission of said county, on the


the following, among other proceedings, were had, viz:


Now on this day the County Commission of the County of Boone does hereby acknowledge the following budget amendment from the Sheriff's Department to increase the budget for insurance proceeds from a totaled vehicle, transfer funds from replacement equipment and moving funds to vehicle equipment less than \$1,000.


Department	Account	Department Name	Account Name	Decrease \$	Increase \$
2901	3946	Sheriff Operations – LE Sales Tax	Insurance Proceeds		16,175
2901	23050	Sheriff Operations – LE Sales Tax	Replacement Vehicles		16,175
2901	92300	Sheriff Operations – LE Sales Tax	Replacement Equipment	4,745	
2901	92400	Sheriff Operations – LE Sales Tax	Replacement Vehicles		4,745
2901	92300	Sheriff Operations – LE Sales Tax	Replacement Equipment	7,106	
2901	23860	Sheriff Operations – LE Sales Tax	Vehicle Equipment <\$1000		7,106
				11,851	44,201


Done this 19th day of December, 2017.

ATTEST:


Taylor W. Burks
Clerk of the County Commission


Daniel K. Atwill
Presiding Commissioner


Fred J. Perry
District I Commissioner


Janet M. Thompson
District II Commissioner



BOONE COUNTY SHERIFF'S DEPARTMENT

2121 County Drive
DWAYNE CAREY, Sheriff

Columbia, Missouri 65202-9051
Phone (573)875-1111 Fax (573)874-8953

TO: Boone County Commission
FROM: Captain Gary German
DATE: November 28, 2017
RE: Totaled vehicle replacement

To summarize the attached budget amendment; we would like to purchase a Chevrolet Tahoe as a replacement vehicle for the Ford Explorer totaled in July of 2017. We are requesting to use insurance proceeds and savings from our other replacement vehicles as well as saving from replacement equipment to cover the cost of the totaled vehicle.

In addition, we are requesting the purchase of a canine Hot-N-Pop alarm and door opener, and a canine/prisoner transport system. This would allow this vehicle to be a two-person canine proactive vehicle with the ability to transport an arrestee. In the past we have had to tie up an additional deputy and man hours waiting for the deputy to arrive and do the transport for them. No funds will need to be transferred for these purchases as we will use savings from the other items budgeted in the current fiscal year.

We are also requesting a transfer of funds from equipment savings in class 9 to be moved to class 2 to purchase the remaining equipment needed for this vehicle.

Thank you,
Gary

A handwritten signature in black ink, appearing to read "Gary German", is written over the printed name "Gary".

2017 CLASS 9									
DEPT	ACCT	ITEM DESCRIPTION	QUANTITY	PRICE PER UNIT	TOTAL	PURCHASE DATE	PURCHASE PRICE	AMOUNT REMAINING	KNOWN SAVINGS
1251									
1251		GRAND TOTAL CLASS 9			\$0.00		\$0.00	\$0.00	\$0.00
2901									
2901	91300				\$ -			\$0.00	
					\$ -			\$0.00	
					\$ -			\$0.00	
					\$ -			\$0.00	
		TOTALS			\$0.00		\$0.00	\$0.00	\$ -
2901	91301				\$ -			\$0.00	
					\$ -			\$0.00	
		TOTALS			\$0.00		\$0.00	\$0.00	\$ -
2901	91302				\$ -			\$0.00	
		TOTALS			\$0.00		\$0.00	\$0.00	\$ -
2901	92300	PORTABLE RADIO	4	\$2,680.00	\$ 10,720.00		\$12,688.00	\$2,248.00	\$2,248.00
		PATROL CAR LIGHT BARS AND SIRENS /LIGHT CONTROLS	5	\$3,601.00	\$ 18,005.00	1/4/2017	\$17,476.35	\$528.65	\$528.65
		MOBILE RADIO	4	\$3,400.00	\$ 13,600.00		\$13,043.00	\$557.00	\$557.00
		Radar Unit	1	\$2,400.00	\$ 2,400.00	3/28/2017	\$2,400.00	\$0.00	\$0.00
		Tactical Headset	12	\$840.00	\$ 10,080.00		\$8,291.28	\$1,788.72	\$1,788.72
		MDT's	8	\$4,500.00	\$ 36,000.00	5/8/2017	\$28,868.88	\$7,131.12	\$7,131.12
		License Plate Reader	2	\$19,490.00	\$ 38,980.00	4/7/2017	\$33,640.00	\$5,340.00	\$5,340.00
		Fixed Site License Plate Reader	1	\$25,400.00	\$ 25,400.00		\$25,395.00	\$5.00	\$5.00
		Digital SLR Camera	2	\$1,300.00	\$ 2,600.00	4/25/2017	\$2,241.10	\$358.90	\$358.90
		L3 Mobile Video Camera	5	\$5,925.00	\$ 29,625.00		\$19,902.75	\$9,722.25	\$9,722.25
		Tasers	10	\$980.00	\$ 9,800.00	4/4/2017	\$9,640.50	\$159.50	\$159.50
		UNFORESEEN EQUIPMENT REPL	1	\$10,000.00	\$ 10,000.00			\$10,000.00	\$0.00
		TOTAL			\$207,210.00		\$173,559.88	\$33,650.14	\$23,650.14
2901	91301	LPR Server	1	\$6,100.00	\$ 6,100.00		\$6,682.56	\$682.56	\$682.56
		TOTAL			\$6,100.00		\$6,682.56	\$682.56	\$682.56
2901	92400	REPL VEHICLES - MARKED	7	\$29,849.00	\$ 208,943.00		\$200,760.00	\$8,183.00	\$8,183.00
		REPL VEHICLES - Chev Tahoe	1	\$39,654.00	\$ 39,654.00	2/9/2017	\$35,768.00	\$3,886.00	\$3,886.00
		REPL VEHICLES - UNMARKED	3	\$26,726.00	\$ 77,178.00	2/17/2017	\$72,390.00	\$4,788.00	\$4,788.00
		REPL Vehicle - Admin	2	\$30,000.00	\$ 60,000.00	2/22/2017	\$61,226.00	-\$1,226.00	-\$1,226.00
		TOTAL			\$365,772.00		\$370,144.00	\$15,628.00	\$15,628.00
2901		GRAND TOTAL CLASS 9			\$0.00		\$543,703.86	\$48,695.68	\$38,695.68
1255									
1255	92300	Portable Radio	6	\$2,781.00	\$ 16,686.00		\$16,211.26	\$2,256.26	\$2,256.26
		Tasers	4	\$980.00	\$ 3,920.00		\$3,856.20	\$63.80	\$63.80
		Mobile Radio	1	\$3,463.00	\$ 3,463.00		\$3,280.75	\$202.25	\$202.25
		Undercounter Refrigerator	1	\$3,000.00	\$ 3,000.00	2/22/2017	\$2,038.19	\$961.81	\$961.81
		BR from class 6 - Garbage disposal	1	\$1,130.00	\$ 1,130.00	2/22/2017	\$1,129.00	\$1.00	\$1.00
		BR from class 6 - Corsair Controls Console	1	\$1,166.00	\$ 1,166.00	8/23/2017	\$1,165.60	\$0.40	\$0.40
		TOTALS			\$26,634.00		\$23,328.20	-\$1,026.99	-\$1,026.99
1255	92400	Transport Utility Vehicle	1	\$29,849.00	\$ 29,849.00	2/17/2017	\$28,720.00	\$1,129.00	\$1,129.00
		Transport 12 Pass Van	1	\$29,681.00	\$ 29,681.00		\$34,561.00	-\$4,880.00	-\$4,880.00
		TOTALS			\$59,530.00		\$63,281.00	-\$3,751.00	-\$3,751.00
1255		GRAND TOTAL CLASS 9			\$86,164.00		\$86,609.20	-\$4,777.99	-\$4,777.99
2902									
2902	91300				\$ -			\$0.00	\$0.00
		TOTAL			\$0.00		\$0.00	\$0.00	\$ -
2902		GRAND TOTAL CLASS 9			\$0.00		\$0.00	\$0.00	\$0.00

21777

09/29/2017



Central Bank

P.O. Box 779
Jefferson City, Missouri 65102
80-63/865

Check Fraud
Protection for Business

MOPERM

Missouri Public Entity Risk Management Fund

3425 Constitution Ct., 3rd Floor
P.O. Box 7110
Jefferson City, MO 65102-7110

PAY TO THE ORDER OF

SIXTEEN THOUSAND ONE HUNDRED SEVENTY-FIVE AND 00/100

\$ 16,175.00

DOLLARS

COUNTY OF BOONE
BOONE COUNTY GOVERNMENT CENTER
613 E ASH ST RM 114
COLUMBIA MO 65201

Void After 90 Days

TWO SIGNATURES REQUIRED

Brenda L Gibson
AUTHORIZED SIGNATURE

MEMO Claim Payments

⑈021777⑈ ⑆086500634⑆ ⑈10 1799 3⑈

MOPERM

09/29/2017

21777

Claim Number	Claimant	Member Name	Description	Amount
AP17-0041431-1	COUNTY OF BOONE	COUNTY OF BOONE	Totaled 2015 Ford CV #66812	\$17,175.00
AP17-0041431-1	COUNTY OF BOONE	COUNTY OF BOONE	Deductible Applied	-\$1,000.00
			Total	\$16,175.00





2244 S. Kingshighway, St. Louis, Missouri 63110
 (314)772-1400 ext. 155 / (314)772-1022 Fax
dave@donbrownchevrolet.com
donbrownfleet.com

ATTN: David Alexander
 Boone County Sheriff's Dept

DATE: 11/09/17

QUOTE

QTY	DESCRIPTION	UNIT PRICE	TOTAL
	MSHP Contract #CC170281001		
1	2018 Tahoe PPV Line Item #6 - Silver Ice in Color	\$31,856.00	\$ 31,856.00
1	Line Item #7 4WD 9C1 Pursuit Option	\$2,981.00	\$ 2,981.00
1	Line Item #9 Keyless entry Transmitters (6)	\$69.00	\$ 69.00
1	Line Item #10 Power Adjustable pedals	\$138.00	\$ 138.00
1	Line Item #11 Black Vinyl Flooring	-\$161.00	\$ (161.00)
1	Line Item #13 Procurement Fee	\$698.00	\$ 698.00
1	Option 7X7 - Dual Spotlights	\$785.00	\$ 785.00
1	Option 6N5 - Rear Windows Inop	\$54.00	\$ 54.00
1	Option UT7 (Ground Studs)	\$88.00	\$ 88.00
1	Option 5HP - 6 Additional Keys	\$40.00	\$ 40.00
	*No Front Center Seat (40,20,40 - without 20)		
	*Option 5T5 - Vinyl Rear Seat		
GRAND TOTAL			\$ 36,548.00

If you should have any questions, please don't hesitate to give me a call. Thank you!

David Heterbrand
 Fleet Department Manager

Year 2017
 Dept 2901 SHERIFF OPERATIONS-LE SALES TX
 Acct 92400 REPLCMENT AUTO/TRUCKS
 Fund 290 LAW ENFORCEMENT SERVICES FUND

Original Appropriation 385,772.00
 Revisions _____
 Original + Revisions 385,772.00
 Expenditures 370,144.00
 Encumbrances _____
 Actual To Date 370,144.00
 Remaining Balance 15,628.00
 Shadow Balance 15,628.00 (a)

Class/Account A ACCOUNT
 Account Type E EXPENSE
 Normal Balance D DEBIT

Transaction Code	Effective Date	Description	Process Date	Amount
22	1/01/2017	***** ORIGINAL BUDGET *****	2017 2180	385,772.00-
70	1/10/2017	JOE MACHENS FORD INC	2017 38	61,226.00
70	2/09/2017	DON BROWN CHEVROLET	2017 79	35,768.00
70	2/17/2017	JOE MACHENS FORD INC	2017 83	86,040.00
70	2/17/2017	JOE MACHENS FORD INC	2017 83	72,390.00
50 10	2/22/2017	JOE MACHENS FORD INC	2017 601	61,226.00
72 10	2/22/2017	JOE MACHENS FORD INC	2017 601	61,226.00-
50 10	4/04/2017	JOE MACHENS FORD INC	2017 1457	24,130.00

More...

F2=Key Scr F3=Exit F6=Prd Breakdowns F7=Trans F8=View Doc F9=Budget

Class 9
 New Vehicle 36,548.000 +
 Service 15,028.00 - (a)
 Insurance 16,175.00 -
 from 92300 1,745.00 -
 0.000 G+

Estimate

11/27/2017

911 Custom

911 Custom
 6970 W. 152nd Ter.
 Overland Park, KS 66223
 Phone: 913-390-8540
 Email: sales@911custom.com

29116



Bill To:

Boone County S.O. - MO
 Boone County Sheriff
 2121 County Dr.
 Columbia, MO 65202

Customer: Boone County SO - MO

Ship To:

Boone County S.O. - MO
 Dave Alexander
 2121 County Dr
 Columbia, MO 65202

Contact: Boone County S.O. - MO
 PO Number: K9 TAHOE ACE K9

Seller	Payment Terms	FOB Point	Carrier	Ship Service	Requested Ship Date
Kevin	Net 30	Origin	UPS		11/27/2017

Item #	Type	Number / Description	Unit Price	Qty. Ordered	Total Price
1	Drop Ship	AK9-HP-5020 - K9 HOT-N-POP PRO TEMP ALARM & DOOR	\$ 1,299.00	1 ea	\$ 1,299.00
2	Drop Ship	AK9-H-NKLBK-P - NO K9 LEFT BEHIND	\$ 69.00	1 ea	\$ 69.00
3	Drop Ship	AK9-HAP-EVS-K - ENGINE STALL SENSOR	\$ 79.00	1 ea	\$ 79.00
4	Drop Ship	AK9-HA-FKT10-P - OPTIONAL 10" FAN, ACTIVATION MODULE, MANUAL SWITCH, AND MATERIALS	\$ 239.00	1 ea	\$ 239.00
5	Drop Ship	AK9-HP-RBM-27-400 - REMOTE PAGER MODULE FOR HOT-N-POP-PRO	\$ 325.00	1 ea	\$ 325.00
6	Drop Ship	AK9-HA-FWG - HEAVY DUTY FAN GUARD 10" FAN	\$ 85.00	1 ea	\$ 85.00
7	Shipping	Shipping and Handling - Shipping and Handling	\$ 50.00	1 ea	\$ 50.00

a

Estimate

11/27/2017

911 Custom

911 Custom
6970 W. 152nd Ter.
Overland Park, KS 66223
Phone: 913-390-8540
Email: sales@911custom.com

29116



Subtotal:	\$ 2,146.00
Sales Tax:	\$ 0.00
Total:	\$ 2,146.00

Approval: _____ Date: _____

Estimate

11/27/2017

911 Custom

28999



911 Custom
 6970 W. 152nd Ter.
 Overland Park, KS 66223
 Phone: 913-390-8540
 Email: sales@911custom.com

Bill To:

Ship To:

Boone County Sheriff
 2121 County Dr
 Columbia, MO 65202

Boone County Sheriff
 Dave Alexander
 2121 County Dr
 Columbia, MO 65202

Customer: Boone County SO - MO

Contact: Boone County Sheriff
 PO Number: 2018 K9 Tahoe

Notes

LOCATED IN: IS10
 LOCATION SHARED WITH OTHER SO#? YES

Seller	Payment Terms	FOB Point	Carrier	Ship Service	Requested Ship Date
Kevin	NET30	Origin	Will Call		11/13/2017

Item #	Type	Number / Description	Unit Price	Qty Ordered	Total Price
1	Sale	H-C-VS-0812-TAH-1 - 20" Vehicle Specific Console for 2015-2017 Chevrolet Tahoe Police Pursuit Vehicle (PPV) & 2015-2017 Chevrolet Suburban FACEPLATES: EB25-XTL-1P, EB15-HLN.1P,, EB40-CCS-1P, EB30-L33-1P, EB35-RHS-1P, EB35-RHP-1P, FP-2	\$ 360.37	1 ea	\$ 360.37
2	Sale	H-C-CUP2-E-C - Console, Accessory, Cup holder, External mount, Dual, See Specification	\$ 27.97	1 ea	\$ 27.97
3	Sale	H-C-MD-112 - 11" Slide Out Locking Swing Arm with Motion Adapter	\$ 228.13	1 ea	\$ 228.13
4	Sale	H-WBI-C23-RC - 2015 Chevrolet Tahoe Interior window bars	\$ 423.90	1 ea	\$ 423.90
5	Sale	W-SA315P - SA315P SPEAKER, BLACK PLASTIC	\$ 196.80	2 ea	\$ 393.60
6	Sale	W-HOWLER - LOW FREQUENCY TONE SIREN SYS.	\$ 453.00	1 ea	\$ 453.00
7	Sale	W-3SRCCDCR - 3" ROUND SPLIT RED/WHT COMPART BOTH LIGHTS ON ONE SWITCH	\$ 49.20	2 ea	\$ 98.40
8	Sale	W-M4CT15B - M4 FOG LT MT 2015 TAHOE BLK,	\$ 42.60	1 ea	\$ 42.60
9	Sale	W-M4RC - M4 LED FLASHER RED W/CLR LENS	\$ 112.80	1 ea	\$ 112.80
10	Sale	W-M4BC - M4 LED FLASHER BLU W/CLR LENS	\$ 112.80	1 ea	\$ 112.80
11	Sale	W-RP45 - REAR PILLAR 6-LT MICRON TAHOE	\$ 636.00	1 ea	\$ 636.00

Estimate

11/27/2017

911 Custom

28999



911 Custom
 6970 W. 152nd Ter.
 Overland Park, KS 66223
 Phone: 913-390-8540
 Email: sales@911custom.com

Item #	Type	Number / Description	Unit Price	Qty Ordered	Total Price
12	Sale	W-TIONR - ION T-SERIES LIGHT RED	\$ 108.00	1 ea	\$ 108.00
13	Sale	W-TIONB - ION T-SERIES LIGHT BLUE	\$ 108.00	1 ea	\$ 108.00
14	Sale	W-TIONBKT2 - ION T-SERIES LICENSE PLATE BKT	\$ 32.50	1 ea	\$ 32.50
15	Sale	W-NP6BB - NANO-6 PIONEER BAIL MT 12V BLK	\$ 120.00	2 ea	\$ 240.00
16	Sale	W-IONR - ION LIGHT RED	\$ 102.00	1 ea	\$ 102.00
17	Sale	W-IONB - ION LIGHT BLUE	\$ 102.00	1 ea	\$ 102.00
18	Sale	***911BRACKET - bracket ION GRILL BRACKET	\$ 30.00	1 ea	\$ 30.00
19	Sale	W-60CREGCS - 12V WHT/RED 6" COMPARTMENT LT	\$ 122.40	1 ea	\$ 122.40
20	Sale	MP-WIREPACK - Wiring Pack for Installations	\$ 0.00	1 ea	\$ 0.00
21	Shipping	Shipping and Handling - Shipping and Handling	\$ 250.00	1 ea	\$ 250.00
22	Sale	W-SAK1 - SA-315 MOUNT KIT UNIVERSAL	\$ 0.00	2 ea	\$ 0.00
23	Sale	W-HWLRB20 - HOWLER MTG BRKTS 2015 TAHOE/SUB - WITH PURCHASE OF HOWLER	\$ 0.00	1 ea	\$ 0.00
24	Sale	W-IONC - ION LIGHT WHITE	\$ 102.00	2 ea	\$ 204.00
25	Sale	H-K9-C23-PT - 2015 Chevrolet Tahoe K9/prisoner Transport system	\$ 2,452.47	1 ea	\$ 2,452.47 -9
26	Sale	W-ISFW45Z - CHEVY TAHOE/SUBURBAN 2015-17 10 LAMPS, UPPER FRONT TWO PIECE UNIT WITH FLASHING TD'S	\$ 670.24	1 ea	\$ 670.24
27	Sale	W-ISDD - INNER EDGE FST/RST DUO RED/WHT	\$ 28.32	5 ea	\$ 141.60
28	Sale	W-ISDE - INNER EDGE FST/RST DUO BLU/WHT	\$ 28.32	5 ea	\$ 141.60
29	Sale	W-P46FLC - PAR-46 8 DEG LED SPOT LT 12V	\$ 153.40	2 ea	\$ 306.80
30	Sale	H-C-SBX-101 - TRNK,BOX,UNV,SUV,38"x18"x10",	\$ 433.98	1 ea	\$ 433.98
31	Sale	H-C-SBX-101-KIT-3 - Equipment Storage Box Option for 2015 Chevrolet Tahoe Police Pursuit Vehicle (PPV) & retail Tahoe	\$ 93.95	1 ea	\$ 93.95
32	Sale	W-IWTRAY10 - INNER EDGE RST WC 10-LT TRAY	\$ 720.39	1 ea	\$ 720.39
33	Sale	W-ISDK - INNER EDGE FST/RST DUO RED/AMB	\$ 28.32	5 ea	\$ 141.60
34	Sale	W-ISDM - INNER EDGE FST/RST DUO BLU/AMB	\$ 28.32	5 ea	\$ 141.60
35	Sale	***911BRACKET - bracket 911 CUSTOM GUN LOCK BRACKETS	\$ 125.00	1 ea	\$ 125.00

Estimate

11/27/2017

911 Custom

911 Custom
6970 W. 152nd Ter.
Overland Park, KS 66223
Phone: 913-390-8540
Email: sales@911custom.com

28999



7105.23 - Class 2
2452.47 - Class 9

Subtotal:	\$ 9,557.70
Sales Tax:	\$ 0.00
Total:	\$ 9,557.70

Approval: _____ Date: _____

CERTIFIED COPY OF ORDER

STATE OF MISSOURI

} ea.

December Session of the October Adjourned

Term. 20 17

County of Boone

In the County Commission of said county, on the

19th

day of

December

20

17


the following, among other proceedings, were had, viz:

Now on this day the County Commission of the County of Boone does hereby approve the attached Request to Hire Above Flexible Hiring Maximum for the position Professional Civil Engineer within the Resource Management Department.


It is further ordered the Boone County Commissioners are hereby authorized to sign said Hiring Above Maximum form.


Done this 19th day of December, 2017.

ATTEST:


Taylor W. Burks
Clerk of the County Commission


Daniel K. Atwill
Presiding Commissioner


Fred J. Parry
District I Commissioner


Janet M. Thompson
District II Commissioner

REQUEST TO HIRE ABOVE FLEXIBLE HIRING MAXIMUM BOONE COUNTY

Description of form: To request approval to hire between 86% - 120% of the salary range mid-point

Procedure:

1. The Administrative Authority or designee completes the form and prepares a schedule that demonstrates that funding is available within the salary and wage appropriation (account #10100) and calculates the amount for a budget revision, if needed. The Administrative Authority submits the form, the schedule, and the budget revision (if needed) to the Auditor for certification of funds availability.
2. The Auditor certifies funds availability and approves budget revision (if applicable) and forwards to Human Resource Director.
3. The Human Resource Director reviews the information, makes recommendation, and schedules the request on the Commission agenda for approval.
4. The County Commission will review all requests for a starting salary above the mid-point and will either approve or deny the request. After approval/denial, the County Commission will return this form to the Administrative Authority.
5. The Administrative Authority will attach a copy of this approved form to the Personnel Action Form.

Name of prospective employee Patrick Devaney Department Design & Construction

Position Title Professional Civil Engineer Position No. 301400

Proposed Starting Salary (complete one only) Annual: \$68,000.00 @ hire with potential to \$70,000 upon completion of 90% probation % of Mid-Point 71/10
 OR Hourly: _____ % of Mid-Point _____

No. of employees in this job classification within your Department? 3 (1 vacant)

Justification (Describe the prospective employee's education and/or work experience which supports this proposed compensation level)

Applicant has been a Professional Engineer since 2008. Bachelor's degree and Master's degree in engineering. Has worked in the private sector since 2004 with a local engineering firm. Has submitted numerous plans and designs with demonstrated ability for compliance with Boone County Regulations. Has exhibited ability to interact with current staff.

If proposed salary exceeds what other employees in the same job classification are paid, explain how the prospective employee's background exceeds others working in the same job classification:

Proposed salary exceeds one position - that individual was hired prior to obtaining his P.E. certification and has been with the department for 4 years.

What effect, if any, will this proposal have on salary relationships with other positions in your office and/or positions in other offices?

This is a professional position that has higher range than most other positions in the Resource Management Department.

Additional comments:

This is a very high quality applicant and would benefit the department immediately due to his familiarity with county design regulations.

Administrative Authority's Signature: [Signature] Date: 12/11/17

Auditor's Certification: Funds are available within the existing departmental salary and wage appropriation (#10100).

Funds are not available within the existing departmental salary and wage appropriation (#10100); budget revision required to provide funding is attached. In the 2018 budget there may not be sufficient appropriations

Auditor's Signature: [Signature] Date: 12/12/17

Human Resource Director's Recommendations:

The requested salary does not appear to cause internal equity conflicts and is consistent w/ prior relevant experience of candidate

Human Resource Director's Signature: [Signature] Date: 12/14/17

County Commission _____ Approve _____ Deny

Comment(s):

Presiding Commissioner's Signature: [Signature] Date: 12/19/17

District I Commissioner's Signature: [Signature] Date: 12/19/17

District II Commissioner's Signature: [Signature] Date: 12/19/17

CERTIFIED COPY OF ORDER

STATE OF MISSOURI

} ea.

December Session of the October Adjourned

Term. 20 17

County of Boone

In the County Commission of said county, on the

19th

day of

December

20

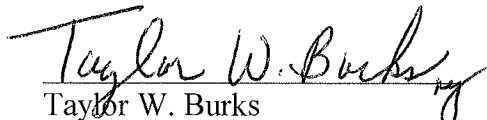
17


the following, among other proceedings, were had, viz:

Now on this day the County Commission of the County of Boone does hereby authorize a closed meeting on Tuesday, December 26, 2017, at 2:00 p.m. The meeting will be held in the Conference Room 338 of the Roger B. Wilson Boone County Government Center at 801 E. Walnut, Columbia, Missouri, as authorized by RSMo 610.021(1), to discuss legal actions, causes of action or litigation involving a public governmental body and any confidential or privileged communications between a public governmental body or its representatives and its attorneys.

Done this 19th day of December, 2017.

ATTEST:



Taylor W. Burks
Clerk of the County Commission



Daniel K. Atwill
Presiding Commissioner



Fred J. Parry
District I Commissioner



Janet M. Thompson
District II Commissioner

CERTIFIED COPY OF ORDER

STATE OF MISSOURI

} ea.

December Session of the October Adjourned

Term. 20 17

County of Boone

In the County Commission of said county, on the

19th

day of

December

20

17

the following, among other proceedings, were had, viz:

Now on this day the County Commission of the County of Boone does hereby approve the Organizational Use of the Boone County Government Center Chambers and Courthouse Plaza by MU Thompson Center for Autism & Neurodevelopmental Disorders for April 2, 2018 from 3:00 p.m. to 8:00 p.m.

Done this 19th day of December, 2017.

ATTEST:

Taylor W. Burks
Taylor W. Burks
Clerk of the County Commission

Daniel K. Atwill
Daniel K. Atwill


Presiding Commissioner

Fred J. Parry
Fred J. Parry

District I Commissioner

Janet M. Thompson
Janet M. Thompson

District II Commissioner



Boone County Commission

APPLICATION FOR ORGANIZATIONAL USE OF BOONE COUNTY CONFERENCE ROOMS

The undersigned organization hereby applies for a use permit to use Boone County Government conference rooms as follows:

Organization: Mo. Thompson Center Board for a memorial garden in Boone Co.

Address: 2000 Peachtree Dr.

City: Columbia

State: MO

ZIP Code: 65211

Phone: (573) 881-5729

Website: thompsoncenter.org

Individual Requesting Use: Barry Bonds

Position in Organization: Chairman, Boone County Board

Facility requested: Chambers Room 301 Room 311 Room 322 Centralia Clinic

Event: Light Up Blue (LUB) Honors A Day Event

Description of Use (ex. Speaker, meeting, reception): Memorial Event

Date(s) of Use: Monday, April 2nd

Start Time of Setup: 7:00

AM/PM: AM

Start Time of Event: 9:00 am

End Time of Event: 6:30

AM/PM: AM

End Time of Cleanup: 8:00 am

The undersigned organization agrees to abide by the following terms and conditions in the event this application is approved:

1. To abide by all applicable laws, ordinances and county policies in using Boone County Government conference rooms
2. To remove all trash or other debris that may be deposited (by participants) in rooms by the organizational use.
3. To repair, replace, or pay for the repair or replacement of damaged property including carpet and furnishings in rooms.
4. To conduct its use in such a manner as to not unreasonably interfere with Boone County Government building functions.
5. To indemnify and hold the County of Boone, its officers, agents and employees, harmless from any and all claims, demands, damages, actions, causes of action or suits of any kind or nature including costs, litigation expenses, attorney fees, judgments, settlements on account of bodily injury or property damage incurred by anyone participating in or attending the organizational use of rooms as specified in this application.

Organization Representative/Title: Barry Bonds, Chairman

Phone Number: 573-881-5729

Date of Application: 12-20-17

Email Address: barry@thompsoncenter.org

Applications may be submitted in person or by mail to the Boone County Commission, 801 E. Walnut, Room 333, Columbia, MO 65201 or by email to commission@boonecountymissouri.gov.

PERMIT FOR ORGANIZATIONAL USE OF BOONE COUNTY GOVERNMENT CONFERENCE ROOMS

The County of Boone hereby grants the above application for permit in accordance with the terms and conditions above written. The above permit is subject to termination for any reason by duly entered order of the Boone County Commission.

ATTEST:

BOONE COUNTY, MISSOURI

Taylor W. Burk
Clerk

[Signature]
County Commissioner

DATE: 12-19-17

Daniel K. Atwill, Presiding Commissioner
Fred J. Parry, District I Commissioner
Janet M. Thompson, District II Commissioner



Page 11, 1986
Boone County Government Center
801 East Walnut, Room 333
Columbia, MO 65201-7734
573-886-4300 • FAX 573-886-1611

Boone County Commission

APPLICATION FOR ORGANIZATIONAL USE OF BOONE COUNTY COURTHOUSE PLAZA

The undersigned organization hereby applies for a use permit to use the Boone County Courthouse Plaza as follows:

Organization: MU Thompson Center for Autism & Neurodevelopmental Disorders

Address: 205 Portland St

City: Columbia State: MO ZIP Code 65211

Phone: 573-884-6052 Website: thompsoncenter.missouri.edu

Individual Requesting Use: Becky Gerdes

Position in Organization: Community Outreach Specialist

Address: 200 N. Keene St

City: Columbia State: MO ZIP Code 65201

Phone: 573-884-6728 Email: gerdesb@health.missouri.edu

Event: Light It Up Blue - World Autism Awareness Day Event

Description of Use (ex. Concert, speaker, etc.): Community Event with Family Fun Activities

Date(s) of Use: Monday, April 2nd

Start Time of Setup: 3:00pm AM/PM

Start Time of Event: 4:30 AM/PM (If start times vary for multiple day events, please specify)

End Time of Event: 6:30 AM/PM (If end times vary for multiple day events, please specify)

End Time of Cleanup: 8:00 AM/PM

Emergency Contact During Event: Abby Powell Phone: 573-808-1302

Becky Gerdes Phone: 573-268-3647

Nathan Hurst Phone: 573-423-0443

Will this event be open to the public? Yes No

If yes, please explain the publicity that will be used to promote the event, including names and contact information of any promoters: Social Media, Flyers; Nathan Hurst

573-884-4512 (65201)

How many attendees (including volunteers) do you anticipate being at your event? 200 ish

If you anticipate more than 50 attendees (including volunteers) at your event, please detail your safety plan in the event of an emergency. If you have a separate Fire Safety, Public Safety and Evacuation Plan, please submit with application. If severe weather is imminent, event will cancel.

If severe weather pops up once event is underway, individuals will relocate to parking structure or within government building's restrooms. If an injury occurs during event, a first aid kit will be on hand with assistance provided by Medical Staff from our agency.

If you anticipate more than 1000 attendees (including volunteers), please provide the names and contact information of your crowd managers (1 per every 250 attendees):

Will the majority of attendees be under the age of 18? Yes No

If yes, please note the number of adult supervisors in attendance: _____ # adults per _____ # minors

Will you need access to electricity? Yes No

Will you be using amplifiers? Yes No

Will you be serving food and/or non-alcoholic drinks? Yes No

If yes, will you be selling food and/or non-alcoholic drinks? Yes No

If yes, please provide the following with copies of licenses attached to application:

Missouri Department of Revenue Sales Tax Number: _____
County Merchant's License Number: _____
City Temporary Business License Number: _____

Will you be serving alcoholic beverages? Yes No

If yes, will you be selling alcoholic beverages? Yes No

If yes, please provide the following with copies of licenses attached to application:

State Liquor License Number: _____
County Liquor License Number: _____
City Liquor License Number: _____

Will you be selling non-food items? Yes No

If yes, please provide the following with copies of licenses attached to application:

Missouri Department of Revenue Sales Tax Number: _____

County Merchant's License Number: _____

City Temporary Business License Number: _____

Will outside vendors be selling food, beverages or non-food items at this event? Yes No

If yes, please provide the following information (use separate sheet if necessary):

Vendor *Looking to recruit a Food Truck or two. None identified yet* Type of Sales Contact Information License Number(s)

Will you be requesting a road and/or sidewalk closure? Yes No

If yes, what road(s) and/or sidewalk(s)? _____

Please attach to application a copy of the order showing City of Columbia City Council approval.

Does your event include cooking or use of open flames? Yes No

If yes, please provide the Columbia Fire Department Special Events Permit Number: _____

Please attach to application a copy of the approved Columbia Fire Department Special Events Permit

Events that may pose increased responsibilities to the local law enforcement may be required to enlist the services of a professional security company. This will be determined by the Boone County Sheriff's Department and Boone County Commission. If necessary, have you hired a security company to handle security arrangements for this event?

Yes No

If yes, please provide the following:

Security Company: _____

Contact Person Name and Position: _____

Phone: _____ Email: _____

Will you be using portable toilets for your event? Yes No

*Please note: portable toilets are not permitted on the Boone County Courthouse Plaza grounds. Please contact the City of Columbia for options.

If your event is such that requires insurance per the Boone County Courthouse Plaza Rules and Regulations, please provide a copy of acquired insurance plan.

The undersigned organization agrees to abide by the following terms and conditions in the event this application is approved:

1. To notify the Columbia Police Department and Boone County Sheriff's Department of time and date of use and abide by all applicable laws, ordinances and county policies in using Courthouse Plaza grounds.
2. To abide by all rules and regulations as set forth in the Boone County Courthouse Plaza Rules and Regulations document updated July 11, 2013 and attached to this document.
3. To remove all trash or other debris that may be deposited (by participants) on the courthouse grounds and/or in rooms by the organizational use.
4. To repair, replace, or pay for the repair or replacement of damaged property including shrubs, flowers or other landscape caused by participants in the organizational use of courthouse grounds and/or carpet and furnishings in rooms.
5. To conduct its use of Courthouse Plaza grounds in such a manner as to not unreasonably interfere with normal courthouse and/or Boone County Government building functions.
6. To indemnify and hold the County of Boone, its officers, agents and employees, harmless from any and all claims, demands, damages, actions, causes of action or suits of any kind or nature including costs, litigation expenses, attorney fees, judgments, settlements on account of bodily injury or property damage incurred by anyone participating in or attending the organizational use on the courthouse grounds and/or use of rooms as specified in this application.

Organization Representative/Title: Betsy Godes, Community Outreach Specialist

Address: 205 E. Howard St, Columbia, MO 65201

Phone Number: 573-884-5138 Date of Application: 11-2-17

Email Address: godesb@health-missouri.edu

Signature: Betsy Godes

Applications may be submitted in person or by mail to the Boone County Commission, 801 E. Walnut, Room 333, Columbia, MO 65201 or by email to comclerk@boonecountymoz.org.

PERMIT FOR ORGANIZATIONAL USE OF BOONE COUNTY COURTHOUSE PLAZA

The County of Boone hereby grants the above application for permit in accordance with the terms and conditions above written. The above permit is subject to termination for any reason by duly entered order of the Boone County Commission.

ATTEST
Taylor W. Buckner
County Clerk

BOONE COUNTY, MISSOURI
David K. [Signature]
County Commissioner

DATE: 12-19-17