

# CERTIFIED COPY OF ORDER

STATE OF MISSOURI }  
County of Boone } ea.

December Session of the October Adjourned

Term. 20 15

In the County Commission of said county, on the 15th day of December 20 15  
the following, among other proceedings, were had, viz:

Now on this day the County Commission of the County of Boone does hereby authorize the Presiding Commissioner to sign the attached Finding of Public Nuisance and Order for Abatement of a public nuisance located at 6151 N. Liddell Lane, parcel #13-400-19-00-003.00 01.


Done this 15<sup>th</sup> day of December, 2015.

ATTEST:


Wendy S. Noren  
Wendy S. Noren  
Clerk of the County Commission



Daniel K. Atwill  
Presiding Commissioner



Karen M. Miller  
District I Commissioner



Janet M. Thompson  
District II Commissioner

**BEFORE THE COUNTY COMMISSION OF  
BOONE COUNTY, MISSOURI**

In Re: Nuisance Abatement	)	December Session
6151 N. Liddell Lane	)	October Adjourned
Columbia, MO 65202	)	Term 2015
	)	Commission Order No. <u>594-2015</u>

**FINDING OF PUBLIC NUISANCE AND ORDER FOR ABATEMENT**

**NOW** on this 15<sup>th</sup> day of December 2015, the County Commission of Boone County, Missouri met in regular session and entered the following findings of fact, conclusions of law and order for abatement of nuisance:

**Findings of Fact and Conclusions of Law**

The County Commission finds as fact and concludes as a matter of law the following:

1. The Boone County Code of Health Regulations (the "Code") are officially noticed and are made a part of the record in this proceeding.
2. The City of Columbia/Boone County Health Department administrative record is made a part of the record in this proceeding and incorporated herein by reference. In addition, any live testimony of the official(s) of the department and other interested persons are made a part of the record in this proceeding.
3. A public nuisance exists described as follows: a derelict, unlicensed and inoperable white box truck, a second derelict, unlicensed and inoperable white box truck, a derelict, unlicensed, inoperable, dismantled and junk-filled brown and white Ford pickup truck, a derelict unlicensed and inoperable white box van, a derelict, unlicensed and inoperable gray 2-door vehicle, a derelict, unlicensed, inoperable, dismantled and junk-filled red pickup truck, a derelict, unlicensed, dismantled and inoperable gray vehicle, and a derelict, unlicensed and inoperable white van, junk, trash, rubbish, garbage, lumber, bricks, tin, steel, derelict and inoperable construction equipment, derelict and inoperable appliances, broken furniture, worn, scrap, salvage and/or discarded materials including metal, glass, paper, cardboard, wood, vehicle parts, appliances, construction material, tires and other trash and refuse on the premises.
4. The location of the public nuisance is as follows: 6151 N. Liddell Lane, a/k/a parcel# 13-400-19-00-003.00 01, Section 19, Township 49, Range 11 as shown in deed book 3721 page 0099, Boone County.
5. The specific violation of the Code is, junk, trash, rubbish, garbage, lumber, bricks, tin, steel, derelict and inoperable construction equipment, derelict and inoperable appliances, broken furniture, worn, scrap, salvage and/or discarded materials including metal, glass, paper, cardboard, wood, vehicle parts, appliances, construction material, tires and other trash and refuse in violation of section 6.5 of the Code and a derelict, unlicensed and inoperable white box truck, a second derelict, unlicensed and inoperable white box truck, a derelict, unlicensed, inoperable, dismantled and junk-filled brown and white Ford pickup truck, a derelict unlicensed and inoperable white

box van, a derelict, unlicensed and inoperable gray 2-door vehicle, a derelict, unlicensed, inoperable, dismantled and junk-filled red pickup truck, a derelict, unlicensed, dismantled and inoperable gray vehicle, and a derelict, unlicensed and inoperable white van in violation of section 6.9 of the Code.

6. The Health Director's designated Health Official made the above determination of the existence of the public nuisance at the above location. Notice of that determination and the requirement for abatement was given in accordance with section 6.10.1 of the Code on 9<sup>th</sup> day of September to the property owner.
7. The above described public nuisance was not abated. As required by section 6.10.2 of the Code, the property owner was given notice of the hearing conducted this date before the Boone County Commission for an order to abate the above nuisance at government expense with the cost and expense thereof to be charged against the above described property as a special tax bill and added to the real estate taxes for said property for the current year.
8. No credible evidence has been presented at the hearing to demonstrate that no public nuisance exists or that abatement has been performed or is unnecessary; accordingly, in accordance with section 6.10.2 of the Code and section 67.402, RSMo, the County Commission finds and determines from the credible evidence presented that a public nuisance exists at the above location which requires abatement and that the parties responsible for abating such nuisance have failed to do so as required by the Health Director or Official's original order referred to above.

#### **Order For Abatement Chargeable As a Special Assessment To The Property**

Based upon the foregoing, the County Commission hereby orders abatement of the above described public nuisance at public expense and the Health Director is hereby authorized and directed to carry out this order.


It is further ordered and directed that the Health Director submit a bill for the cost and expense of abatement to the County Clerk for attachment to this order and that the County Clerk submit a certified copy of this order and such bill to the County Collector for inclusion as a special assessment on the real property tax bill for the above described property for the current year in accordance with section 67.402, RSMo.

**WITNESS** the signature of the presiding commissioner on behalf Boone County Commission on the day and year first above written.



Boone County, Missouri  
By Boone County Commission

  
Presiding Commissioner


ATTEST:

  
Boone County Clerk


Photographs taken 8/26/15 @ ~ 10:30 am  
6151 N. Liddell Lane



Photographs taken 8/26/15 @ ~ 10:30 am  
6151 N. Liddell Lane




Photographs taken 8/26/15 @ ~ 10:30 am  
6151 N. Liddell Lane



Photographs taken 8/26/15 @ ~ 10:30 am  
6151 N. Liddell Lane




Photographs taken 8/26/15 @ ~ 10:30 am  
6151 N. Liddell Lane





Photographs taken 8/26/15 @ ~ 10:30 am  
6151 N. Liddell Lane



Photographs taken 8/26/15 @ ~ 10:30 am  
6151 N. Liddell Lane




Photographs taken 8/26/15 @ ~ 10:30 am  
6151 N. Liddell Lane



Photographs taken 8/26/15 @ ~ 10:30 am  
6151 N. Liddell Lane



Photographs taken 8/26/15 @ ~ 10:30 am  
6151 N. Liddell Lane



Photographs taken 8/26/15 @ ~ 10:30 am  
6151 N. Liddell Lane



Photographs taken 8/26/15 @ ~ 10:30 am  
6151 N. Liddell Lane




Photographs taken 8/26/15 @ ~ 10:30 am  
6151 N. Liddell Lane






Photographs taken 8/26/15 @ ~ 10:30 am  
6151 N. Liddell Lane



Abdullatif Terkman  
6151 N. Liddell Lane  
Health Department nuisance notice - timeline

- 08/25/15: citizen complaint received
- 08/26/15: initial inspection conducted, photographs taken at ~ 10:30 am
- 09/08/15: notice of violation sent to owner via certified mail, return receipt requested
- 09/09/15: owner signed for notice
- 09/14/15: Todd Ireland, stated attorney for Mr. Terkman, contacted our office – explained Mr. Terkman wants to clean up property but that he would be out of the country - asked for more time, granted extension until November 2, 2015
- 11/03/15: reinspection conducted – met with Mr. Terkman at site – Mr. Terkman explained that he was having some difficulties hiring someone to help with the cleanup and also issues with vehicle titles – agreed to grant another extension until December 2, 2015
- 11/30/15: Mr. Terkman contacted Health Department, explained he has had some medical issues and asked for more time. I explained that we would need to set a hearing and he could then appear before the Commission and ask for some more time.
- 12/01/15: hearing notice sent to owner



# CITY OF COLUMBIA/BOONE COUNTY, MISSOURI



## HEARING NOTICE

DEPARTMENT OF PUBLIC HEALTH AND HUMAN SERVICES

DIVISION OF ENVIRONMENTAL HEALTH

Abdullatif Terkman  
4008 Grace Ellen Drive  
Columbia, MO 65202

An inspection of the property you own located at 6151 N. Liddell Lane (parcel # 13-400-19-00-003.00 01) was conducted on August 26, 2015 and revealed a derelict, unlicensed and inoperable white box truck, a second derelict, unlicensed and inoperable white box truck, a derelict, unlicensed, inoperable, dismantled and junk-filled brown and white Ford pickup truck, a derelict unlicensed and inoperable white box van, a derelict, unlicensed and inoperable gray 2-door vehicle, a derelict, unlicensed, inoperable, dismantled and junk-filled red pickup truck, a derelict, unlicensed, dismantled and inoperable gray vehicle, and a derelict, unlicensed and inoperable white van, junk, trash, rubbish, garbage, lumber, bricks, tin, steel, derelict and inoperable construction equipment, derelict and inoperable appliances, broken furniture, worn, scrap, salvage and/or discarded materials including metal, glass, paper, cardboard, wood, vehicle parts, appliances, construction material, tires and other trash and refuse on the premises. This condition was declared to be a nuisance and a violation of Boone County Public Nuisance Ordinance Section 6.5 and 6.9.

You are herewith notified that a hearing will be held before the County Commission on Tuesday, December 15, 2015 at 9:30 a.m. in the County Commission Chambers at the Boone County Government Center, 801 E. Walnut Street, Columbia, Missouri. The purpose of this hearing will be to determine whether a violation exists. If the County Commission determines that a violation exists, it will order the violation to be abated.

If the nuisance is not removed as ordered, the County Commission may have the nuisance removed. All costs of abatement, plus administrative fees, will be assessed against the property in a tax bill. **If the above nuisance condition has been corrected prior to the hearing, you do not have to appear for the hearing.**

The purpose of these ordinances is to create and maintain a cleaner, healthier community. If you have any questions, please do not hesitate to contact our office. If you are not the owner or the person responsible for the care of this property, please call our office at the number listed at the bottom of this letter.

Sincerely,

Kristine Vellema  
Environmental Health Specialist

This notice deposited in the U.S. Mail, first class postage paid on the 15<sup>th</sup> day of December 2015 by MA.

1005 W. WORLEY ST. • P.O. BOX 6015 • COLUMBIA, MISSOURI 65205-6015  
(573) 874-7346 • TTY (573) 874-7356 • FAX (573) 817-6407  
[www.GoColumbiaMo.com](http://www.GoColumbiaMo.com)

AN EQUAL OPPORTUNITY/AFFIRMATIVE ACTION EMPLOYER/SERVICES PROVIDED ON A NONDISCRIMINATORY BASIS

File Edit Commands Help  
SUBURGARD PUBLIC SECTOR  
NavLine

6406  
 Events  
 Email log  
 Reminders  
 Work requests

**Call Information**  
Call ID: 6406 Status: Open Entity: City of Columbia  
Description: 6751 N. Liddell Ln  
**Comments**  
Trash and Junk. Says they butcher animals and it smells terrible and sheep skin laying around.

**Call Details**  
Call type: CE-County Misance  
Entry date/time: 08/25/2015 09:39:25  
Entry user ID: Niles, Michelle M Health -  
Origin:  
Work group: Environmental Health

**Contact Information**  
Contact ID: 154830  
Contact name: Undefined  
From phone: (573) 555-5555  
Customer:  
Location:  
Service:

**Call Assignment/Notification**  
Contact notification: Call back  
Notification date:  
Email updates: No  
Notification user:  
Forward to user: Vellema, Kristine - Health E

**Close Information**  
Close date/time: 00:00:00  
Close user:  
Elapsed time:  
Action taken:

Print  
Cancel  
Exit  
Refresh  
Toggle Inform...  
Contact Inquiry



CITY OF COLUMBIA/BOONE COUNTY, MISSOURI



DEPARTMENT OF PUBLIC HEALTH AND HUMAN SERVICES
DIVISION OF ENVIRONMENTAL HEALTH

NOTIFICATION OF DETERMINATION OF PUBLIC HEALTH HAZARD AND/OR NUISANCE AND ORDER FOR ABATEMENT

Abdullatif Terkman
4008 Grace Ellen Drive
Columbia, MO 65202

An inspection of the property you own located at 6151 N. Liddell Lane (parcel # 13-400-19-00-003.01 01) was conducted on August 26, 2015 and revealed junk, trash, rubbish, garbage, lumber, bricks, tin, steel, derelict and inoperable construction equipment, derelict and inoperable appliances, broken furniture; worn, scrap, salvage and/or discarded materials including metal, glass, paper, cardboard, wood, vehicle parts, appliances, construction material, tires and other trash and refuse on the premises.

This condition is hereby declared to be a nuisance. You are herewith notified that you must begin correcting this condition within 7 days of receipt of this notice and order and that if the above nuisance condition has not been fully corrected within 15 days after the receipt of this notice, an additional enforcement action will result for violation of Boone County Public Nuisance Ordinance Section 6.5. A reinspection will be conducted at the end of the 15-day period. If the above nuisance condition has not been fully corrected by that time, a hearing before the Boone County Commission will be called to determine whether a violation exists. If the County Commission determines that a violation exists and the nuisance has not been removed as ordered, the County Commission may have the nuisance removed with the cost of abatement, plus administrative fees, charged against the property in a tax bill. In addition, a complaint may be filed against you in Circuit Court. If the above nuisance condition has been corrected within the 15-day period, no further action is necessary.

The purpose of these ordinances is to create and maintain a cleaner, healthier community. If you have any questions, please do not hesitate to contact our office. If you are not the owner or the person responsible for the care of this property, please call our office at the number listed at the bottom of this letter. Your cooperation is greatly appreciated.

Sincerely,

[Handwritten signature of Kristine N. Vellema]

Kristine N. Vellema
Environmental Health Specialist

This notice deposited in the U.S. Mail certified, return receipt requested on the 8th day of September 2015 by [initials]

1005 W. Worley • P.O. Box 6015 • Columbia, Missouri 65205-6015
Phone: (573) 874-7346 • TTY: (573) 874-7356 • Fax: (573) 817-6407
www.GoColumbiaMo.com



# CITY OF COLUMBIA/BOONE COUNTY, MISSOURI



DEPARTMENT OF PUBLIC HEALTH AND HUMAN SERVICES  
DIVISION OF ENVIRONMENTAL HEALTH

## NOTIFICATION OF DETERMINATION OF PUBLIC HEALTH HAZARD AND/OR NUISANCE AND ORDER FOR ABATEMENT

Abdullatif Terkman  
4008 Grace Ellen Drive  
Columbia, MO 65202

An inspection of the property you own located at 6151 N. Liddell Lane (parcel # 13-400-19-00-003.00 01) was conducted on August 26, 2015 and revealed:


- a derelict, unlicensed and inoperable white box truck;
- a second derelict, unlicensed and inoperable white box truck;
- a derelict, unlicensed, inoperable, dismantled and junk-filled brown and white Ford pickup truck;
- a derelict unlicensed and inoperable white box van;
- a derelict, unlicensed and inoperable gray 2-door vehicle;
- a derelict, unlicensed, inoperable, dismantled and junk-filled red pickup truck;
- a derelict, unlicensed, dismantled and inoperable gray vehicle;
- and a derelict, unlicensed and inoperable white van on the premises.

This condition is hereby declared to be a nuisance. You are herewith notified that you must begin correcting this condition within 7 days of receipt of this notice and order and that if the above nuisance condition has not been fully corrected within **15 days** after the receipt of this notice, an additional enforcement action will result for violation of Boone County Public Nuisance Ordinance Section 6.9. A reinspection will be conducted at the end of the 15-day period. If the above nuisance condition has not been fully corrected by that time, a hearing before the Boone County Commission will be called to determine whether a violation exists. If the County Commission determines that a violation exists and the nuisance has not been removed as ordered, the County Commission may have the nuisance removed with the cost of abatement, plus administrative fees, charged against the property in a tax bill. In addition, a complaint may be filed against you in Circuit Court. **If the above nuisance condition has been corrected within the 15-day period, no further action is necessary.**

The purpose of these ordinances is to create and maintain a cleaner, healthier community. If you have any questions, please do not hesitate to contact our office. If you are not the owner or the person responsible for the care of this property, please call our office at the number listed at the bottom of this letter. Your cooperation is greatly appreciated.

Sincerely,

1005 W. Worley • P.O. Box 6015 • Columbia, Missouri 65205-6015  
Phone: (573) 874-7346 • TTY: (573) 874-7356 • Fax: (573) 817-6407  
[www.GoColumbiaMo.com](http://www.GoColumbiaMo.com)



Kristine N. Vellema  
Environmental Health Specialist

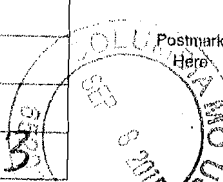
This notice deposited in the U.S. Mail certified, return receipt requested on the 8<sup>th</sup> day of September 2015 by MM.

U.S. Postal Service™  
**CERTIFIED MAIL® RECEIPT**  
 Domestic Mail Only

For delivery information, visit our website at [www.usps.com](http://www.usps.com)®.


**OFFICIAL USE**

7014 3490 0002 2759 9518


Postage	\$	Postmark Here 
Certified Fee		
Return Receipt Fee (Endorsement Required)		
Restricted Delivery Fee (Endorsement Required)		
Total Postage & Fees	\$ 6.73	

Sent To  
 Street & Apt. No., or PO Box No. **Abdullatif Terkman**  
**4008 Grace Ellen Dr.**  
 City, State, ZIP+4 **Columbia, MO 65202**

PS Form 3800, July 2014 See Reverse for Instructions

SENDER: COMPLETE THIS SECTION	COMPLETE THIS SECTION ON DELIVERY
<ul style="list-style-type: none"> <li>Complete items 1, 2, and 3. Also complete item 4 if Restricted Delivery is desired.</li> <li>Print your name and address on the reverse so that we can return the card to you.</li> <li>Attach this card to the back of the mailpiece, or on the front if space permits.</li> </ul>	<p>A. Signature <b>X</b>  <input checked="" type="checkbox"/> Agent <input type="checkbox"/> Addressee</p> <p>B. Received by (Printed Name) <b>Abdullatif Terkman</b> C. Date of Delivery <b>9/19/15</b></p>
<p>1. Article Addressed to:</p> <p style="text-align: center;">Abdullatif Terkman                  4008 Grace Ellen Dr.                  Columbia, MO 65202</p>	<p>D. Is delivery address different from item 1? <input type="checkbox"/> Yes                  If YES, enter delivery address below: <input checked="" type="checkbox"/> No</p> <p>3. Service Type  <input checked="" type="checkbox"/> Certified Mail® <input type="checkbox"/> Priority Mail Express™  <input type="checkbox"/> Registered <input checked="" type="checkbox"/> Return Receipt for Merchandise  <input type="checkbox"/> Insured Mail <input type="checkbox"/> Collect on Delivery</p> <p>4. Restricted Delivery? (Extra Fee) <input type="checkbox"/> Yes</p>
<p>2. Article Number (Transfer from service label) <b>7014 3490 0002 2759 9518</b></p>	
<p>PS Form 3811, July 2013 Domestic Return Receipt</p>	





# Boone County Assessor

Boone County Government Center  
 801 E. Walnut, Room 143  
 Columbia, MO 65201-7733

Office (573) 886-4270  
 Fax (573) 886-4254

**Parcel 13-400-19-00-003.00 01**

**Property Location 6151 N LIDDELL LN**

City \_\_\_\_\_ Road **COMMON ROAD DISTRICT (CO)** School **COLUMBIA (C1)**  
 Library **BOONE COUNTY (L1)** Fire **BOONE COUNTY (F1)**

Owner **TERKMAN ABDULLATIF**  
 Address **4008 GRACE ELLEN DR**  
 City, State Zip **COLUMBIA, MO 65202**

*Subdivision Plat Book/Page*

Section/Township/Range **19 49 11**

Legal Description **PT W1/2 NW NW  
 SE PT TR 2 SUR 1290-691**

Deeded Acreage **1.54**

Deed Book/Page

**3721 0099**

**1619 0232**

**0387 0197**

<b>Current Appraised</b>				<b>Current Assessed</b>			
Type	Land	Bldgs	Total	Type	Land	Bldgs	Total
RI	<b>16,200</b>	<b>5,800</b>	<b>22,000</b>	RI	<b>3,078</b>	<b>1,102</b>	<b>4,180</b>
<b>Totals</b>	<b>16,200</b>	<b>5,800</b>	<b>22,000</b>	<b>Totals</b>	<b>3,078</b>	<b>1,102</b>	<b>4,180</b>

**Most Recent Tax Bill(s)**

**Residence Description**

Year Built **1874**

Use **SINGLE FAMILY  
 (101)**

Basement **PARTIAL (3)**

Attic **NONE  
 (1)**

Bedrooms **3**

Main Area **1,528**

Full Bath **1**

Finished **0**

Basement Area

Half Bath **0**

Total Rooms **5**

Total Square Feet **1,528**

Boone County, Missouri  
Unofficial Document



Recorded In Boone County, Missouri

Date and Time 10/27/2010 at 11:28:29 AM

Instrument # 2010023028 Book 3721 Page 99

Grantor MCKENZIE, KIRBY R TRUSTEE

Grantee TERKMAN, ABDULLATIF

Instrument Type TRST

Recording Fee \$27.00 S

No of Pages 2

  
Bettie Johnson, Recorder of Deeds



**TRUSTEE'S DEED**

This Deed, made and entered into this 27<sup>th</sup> day of October, 2010, by and between

KIRBY R. MCKENZIE, Trustee of the Richard E. "Sib" Allen Trust established by Revocable Living Trust Indenture dated the 8th day of May, 2000

of the County of Boone, State of Missouri, hereinafter called party of the first part (Grantor), and

ABDULLATIF TERKMAN

of the County of Boone, State of Missouri, hereinafter called party of the second part (Grantee).

Grantee's mailing address is: 4008 Grace Ellen Drive, Columbia, MO 65202.

WITNESSETH, that the said party of the first part, for and in consideration of the sum of Ten Dollars (\$10.00) and other good and valuable consideration paid by the said party of the second part, the receipt of which is hereby acknowledged, does by these presents Remise, Release and forever Quit-Claim unto the said party of the second part, the following described Real Estate, situated in the County of Boone, and State of Missouri, to-wit:

A tract of land located in the West Half (W 1/2) of the Northwest Quarter (NW 1/4) of Section 19, Township 49 North, Range 11 West, Boone County, Missouri, described as follows: Beginning at the northeast corner of Tract 3 of the survey recorded in Book 1290, Page 691, Deed Records of Boone County, Missouri, thence South 89° 59' 00" West along the north line of said Tract 3 to the west line of said Section 19, thence northerly along the west line of said Section 19 a distance of 160 feet, thence North 89° 59' 00" East to the east line of Tract 2 of the survey recorded in Book 1290, Page 691, Deed Records of Boone County, Missouri, thence southerly along the east line of said Tract 2 of the survey recorded in Book 1290, Page 691, Deed Records of Boone County, Missouri to the northeast corner of Tract 3 of said survey, the point of beginning, containing 1.54 acres, more or less.


Nora Dietzel, Recorder of Deeds

Subject to public road right-of-way, subject to easements and other matters now of record and subject to applicable rules, regulations, ordinances and laws.

Grantor represents and warrants that RICHARD E. "SIB" ALLEN died in April 2007, that the undersigned, KIRBY R. McKENZIE, Trustee, is the duly acting Trustee of the aforesaid Trust, that the Trust Indenture has not been amended or revoked, that said Trust is still in full force and effect, that this Deed is executed pursuant to the powers conferred upon Grantor in the aforesaid Trust Indenture, and that this Deed is executed in making distribution of the Trust Estate.

TO HAVE AND TO HOLD THE SAME with all the rights, immunities, privileges and appurtenances thereunto belonging unto the said party of the second part and his heirs and assigns, forever; so that neither the said party of the first part, or his successors, nor any other person or persons for them or in their name or behalf, shall or will hereafter claim or demand any right or title to the aforesaid premises, or any part thereof, but they and every one of them shall, by these presents, be excluded and forever barred.


In Witness Whereof, the said party of the first part has executed these presents the day and year first above written.

  
KIRBY R. McKENZIE, Trustee of the Richard E. "Sib" Allen Trust established by Revocable Living Trust Indenture dated the 8th day of May, 2000

STATE OF MISSOURI    )  
                                  ) SS.  
COUNTY OF BOONE    )

On this 27<sup>th</sup> day of October, 2010, before me personally appeared KIRBY R. McKENZIE, Trustee of the Richard E. "Sib" Allen Trust established by Revocable Living Trust Indenture dated the 8th day of May, 2000, to me known to be the person described in and who executed the foregoing instrument, and acknowledged that he executed the same as his free act and deed as said Trustee.

IN TESTIMONY WHEREOF, I have hereunto set my hand and affixed my official seal in the county and state aforesaid, the day and year first above written.

  
Notary Public

My commission expires:  
2-10-2013

E. Lynn Huss  
Notary Public-Notary Seal  
State of Missouri-County of Boone  
COMMISSION # 09452892  
My Commission Expires February 10, 2013

# CERTIFIED COPY OF ORDER

STATE OF MISSOURI }  
County of Boone } ea.

December Session of the October Adjourned

Term. 20 15

In the County Commission of said county, on the 15th day of December 20 15

the following, among other proceedings, were had, viz:


Now on this day the County Commission of the County of Boone does hereby award bid 71-12NOV15 – Radio Tower Assembly and Erection at the Emergency Communication Center to Wilbur L. Anderson, Inc. d/b/a Western Towers of San Angelo, TX.

The terms of the bid award are stipulated in the attached Contract Agreement. It is further ordered the Presiding Commissioner is hereby authorized to sign said Contract Agreement.


Done this 15th day of December, 2015.

ATTEST:


Wendy S. Noren  
Wendy S. Noren  
Clerk of the County Commission



Daniel K. Atwill  
Presiding Commissioner



Karen M. Miller  
District I Commissioner



Janet M. Thompson  
District II Commissioner

# Boone County Purchasing

**Melinda Bobbitt, CPPO, CPPB**  
Director of Purchasing



613 E. Ash St., Room 110  
Columbia, MO 65201  
Phone: (573) 886-4391  
Fax: (573) 886-4390

---

## MEMORANDUM

**TO:** Boone County Commission  
**FROM:** Melinda Bobbitt, CPPO, CPPB  
**DATE:** December 7, 2015  
**RE:** Bid Award Recommendation: *71-12NOV15 – Radio Tower Assembly and Erection at the Emergency Communication Center*

Request for Bid *71-12NOV15 – Radio Tower Assembly and Erection at the Emergency Communication Center* closed on November 12, 2015. Three bids were received. Dave Dunford, our Radio Consultant, recommends award to Wilbur L. Anderson, Inc. DBA Western Towers of San Angelo, Texas for offering the lowest and best bid.

Contract award is \$37,950.00 and will be paid from department 4101 – ECC Radio & Technology, Account 71201 – Construction Costs. \$35,000 was estimated by our radio consultant.

**ATT:** Bid Tab

**cc:** Bid File  
Karen Miller, Commission  
Dave Dunford, Radio Consultant  
Chad Martin, Patricia Schreiner, Joint Communications

BID TABULATION: 71-12NOV15 - RADIO TOWER ASSEMBLY AND ERECTION AT THE EMERGENCY COMMUNICATION CENTER					
Item #	Description	WESTERN TOWERS	ALLSTATE TOWER, INC.	MERCURY COMMUNICATIONS	
4.01.	Radio Tower Assembly and Erection per the Requirements Stated in the RFB.	\$37,950.00	\$39,600.00	\$41,605.00	
4.02.	How many days after Notice to Proceed will work begin?	30/45	60	10	
4.03.	How many days after Notice to Proceed will work be completed?	30/45	5	20	
4.04.	List Subcontractors Name, Address, and Work Assigned.	GREEN TOWER SERVICE - TOWER ERECTION	None	SCOTT'S CRANE - CRANE WORK	

**CONTRACT AGREEMENT**

THIS AGREEMENT, made and entered into by and between the County of Boone through the Boone County Commission (hereinafter referred to as the Owner), and **Wilbur L. Anderson, Inc. DBA Western Towers** (hereinafter referred to as the Contractor).

WITNESSETH: That for and in consideration of the acceptance of Contractor's bid and the award of this contract to said Contractor by the Owner and in further consideration of the agreements of the parties herein contained, to be well and truly observed and faithfully kept by them, and each of them, it is agreed between the parties as follows, to wit:

The Contractor at his own Expense hereby agrees to do or furnish all labor, materials, and equipment called for in the bid designated and marked:

**BID NUMBER 71-12NOV15  
RADIO TOWER ASSEMBLY AND ERECTION  
AT THE EMERGENCY COMMUNICATION CENTER  
BOONE COUNTY, MISSOURI**

and agrees to perform all the work required by the contract as shown in the bid document. The contract award shall be for providing all required materials, supplies, equipment, tools and plant; to provide and perform all necessary labor and supervision; and to install, erect, equip, and complete Radio Tower Assembly and Erection at the Emergency Communication center.

Contractor agrees to begin the work within 30-45 days after receipt of Notice to Proceed and complete the above work within 30-45 days after receipt of Purchase Order and Notice to Proceed from the Purchasing Department.

The following contract documents and any applicable Addenda are made a part hereof as fully as if set out herein: Change orders issued subsequent to this contract shall be subject to the terms and conditions of the agreement unless otherwise specified in writing.

- Introduction and General Conditions of Bidding
- Primary Specifications
- Response Presentation and Review
- Response Form
- Statement of Bidder's Qualifications
- Standard Terms and Conditions
- Work Authorization Certification
- Debarment Certification
- Anti-Collusion Statement
- Signature and Identify of Bidder
- Bidder's Acknowledgment
- Annual Wage Order #22, dated 10/20/15
- Insurance Requirements
- Affidavit of Compliance with OSHA
- Affidavit of Compliance with Prevailing Wage Law
- Western Towers Bid Response dated 11/11/15

The Contractor agrees that he is fully informed regarding all of the conditions affecting the work to be done, and labor and materials to be furnished for the completion of this contract, and that his information was secured by personal investigation and research and not from any estimates of the Owner; and that he will make no claim against the Owner by reason of estimates, tests, or representation of any officer, agent, or employees of the Owner.

The said Contractor agrees further to begin work not later than the authorized date in the Notice to Proceed, and to complete the work within the time specified in the contract documents or such additional time as may be allowed by the Project Manager under the contract.

The work shall be done to complete satisfaction of the Owner and, in the case the Federal Government or any agency thereof is participating in the payment of the cost of construction of the work, the work shall also be subject to inspection and approval at all times by the proper agent or officials of such government agency.

The parties hereto agree that this contract in all things shall be governed by the laws of the State of Missouri.

Contractor agrees it will pay not less than the prevailing hourly rate of wages to all workers performing work under the contract in accordance with the prevailing wage determination issued by the Division of Labor Standards of the Department of Labor and Industrial Relations for the State of Missouri and as maintained on file with Boone County Facilities Maintenance Department.

The Contractor further agrees that it shall forfeit as a penalty to the County of Boone the sum of \$100.00 for each worker employed for each calendar day or portion thereof such worker is paid less than the stipulated rates set forth in the prevailing wage determination for the project for any work done under this contract by the Contractor or by any Subcontractor employed by the Contractor pursuant to the provisions of Section 290.250 RSMo. The Contractor further agrees that it will abide by all provisions of the prevailing wage law as set forth in Chapter 290 RSMo. and rules and regulations issued thereunder and that any penalties assessed may be withheld from sums due to the Contractor by the Owner.

The contractor agrees that he will comply with all federal, state, and local laws and regulations and ordinances and that he/she will comply and cause each of his/her subcontractors, and directives pertaining to nondiscrimination against any person on the grounds of race, color, religion, creed, sex, age, ancestry, or national origin in connection with this contract, including procurement of materials and lease of equipment; therefore, in accordance with the special provisions on that subject attached hereto, incorporated in and made a part of the Contract.

The Contractor expressly warrants that he/she has employed no third person to solicit or obtain this contract in his behalf, or to cause or procure the same to be obtained upon compensation in any way contingent, in whole or in part, upon such procurement; and that he has not paid, or promised or agreed to pay to any third person, in consideration of such procurement, or in compensation for services in connection therewith, any brokerage, commission or percentage upon the amount receivable by him hereunder; and that he has not, in estimating the contract price demand by him, included any sum by reason of such brokerage, commission, or percentage; and that all moneys payable to him hereunder are free from obligation of any other person for services rendered, or supposed to have been rendered, in the procurement of this contract. He further agrees that any breach of this warranty shall constitute adequate cause for the annulment of this contract by the Owner, and that the Owner may retain to its own use from any sums due to or to become due hereunder an amount equal to any brokerage, commission, or percentage so paid, or agreed to be paid.

The Contractor is aware of the provisions of the Overhead Power Line Safety Act, 319.075 to 319.090 RSMo, and agrees to comply with the provisions thereof. Contractor understands that is their duty to



notify any utility operating high voltage overhead lines and make appropriate arrangements with said utility if the performance of contract would cause any activity within ten feet of any high voltage overhead line. To the fullest extent permitted by law, Contractor shall indemnify, hold harmless and defend the County, its directors, officers, agents, and employees from and against all claims, damages, losses and expenses (including but not limited to attorney's fees) arising by reason of any act or failure to act, negligent or otherwise, of Contractor, of any subcontractor (meaning anyone, including but not limited to consultants having a contract with contractor or a subcontract for part of the services), of anyone directly or indirectly employed by contractor or by any subcontractor, or of anyone for whose acts the contractor or its subcontractor may be liable, in connection with any claims arising under the Overhead Power Line Safety Act. Contractor expressly waives any action for Contribution against the County on behalf of the Contractor, any subcontractor (meaning anyone, including but not limited to consultants having a contract with contractor or a subcontract for part of the services), anyone directly or indirectly employed by contractor or by any subcontractor, or of anyone for whose acts the contractor or its subcontractor may be liable, and agrees to provide a copy of this waiver to any party affected by this provision.

The Owner agrees to pay the Contractor in the amount:

**Thirty Seven Thousand Nine Hundred Fifty Dollars and Zero Cents (\$37,950.00)**


as full compensation for the performance of work embraced in this contract, subject to the terms of payment as provided in the contract documents and subject to adjustment as provided for changes in quantities, any delays in project completion and approved change orders.

IN WITNESS WHEREOF, the parties hereto have signed and entered this agreement on 12-15-15 at Columbia, Missouri. (Date)

CONTRACTOR:  
WILBUR L. ANDERSON, INC.  
DBA WESTERN TOWERS

OWNER:  
BOONE COUNTY, MISSOURI

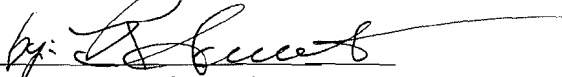
By:   
Authorized Representative Signature

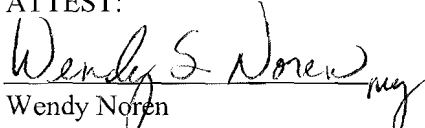
By:   
Daniel K. Atwill, Presiding Commissioner

By: Daniel L. Anderson  
Authorized Representative Printed Name  
Title: Vice President

Approved as to Legal Form:


ATTEST:

by:   
Boone County Counselor

  
Wendy Noren  
Boone County Clerk

**AUDITOR CERTIFICATION**

In accordance with RSMo 50.660, I hereby certify that a sufficient unencumbered appropriation balance exists and is available to satisfy the obligation(s) arising from this contract. (Note: Certification of this contract is not required if the terms of the contract do not create a measurable county obligation at this time.)

<u></u>	<u>12-8-15</u>	4101-71201- \$37,950.00
Signature	Date	Appropriation Account



**AFFIDAVIT COMPLIANCE WITH THE PREVAILING WAGE LAW**

Before me, the undersigned Notary Public, in and for the County of \_\_\_\_\_

State of \_\_\_\_\_, personally came and appeared (name and title)

\_\_\_\_\_ of the (name of company)

\_\_\_\_\_ (a corporation) (a partnership) (a proprietorship)

and after being duly sworn did depose and say that all provisions and requirements set out in Chapter 290 Sections 290.210 through and including 290.340, Missouri Revised Statutes, pertaining to the payment of wages to workmen employed on public works projects have been fully satisfied and there has been no exception to the full and complete compliance with said provisions and requirements and with Wage Determination NO. \_\_\_\_\_ issued by the Division of Labor Standards on the \_\_\_\_\_ day of \_\_\_\_\_ 20\_\_\_\_, in carrying out the Contract and work in connection with

(name of project) \_\_\_\_\_ located at

(name of institution) \_\_\_\_\_ in \_\_\_\_\_ County,

Missouri and completed on the \_\_\_\_\_ day of \_\_\_\_\_, 20\_\_\_\_\_.

\_\_\_\_\_  
Signature

Subscribed and sworn to me this \_\_\_\_\_ day of \_\_\_\_\_, 20\_\_\_\_\_.

My commission expires \_\_\_\_\_, 20\_\_\_\_\_.

\_\_\_\_\_  
Notary Public

4. Response Form

Company Name: Wilbur L Anderson Inc DBA Western Towers  
 Address: 320 W. 26th  
 City/Zip: San Angelo, TX 76903  
 Phone Number: 325-658-6539  
 E-Mail: james.bird@westerntowers.com  
 Fax Number: 325-655-1185

Federal Tax I.D. 1-75-1576464  
 Corporation  
 Partnership – Name \_\_\_\_\_  
 Individual/Proprietorship – Individual Name \_\_\_\_\_  
 Other (Specify) \_\_\_\_\_

4.00 PRICING

4.01. Radio Tower Assembly and Erection at the ECC Site per the requirements stated herein.

Thirty Seven Thousand Nine Hundred Fifty DOLLARS and No CENTS  
 (Quoted cost in print) \$37,950<sup>00</sup> /LUMP SUM

4.02. Work will begin on project 30/45 days after receipt of Notice to Proceed.

4.03 Work will be completed 30/45 days after receipt of Notice to Proceed.

4.04. **Subcontracting:** If Vendor proposes to use subcontractors for this work, list the names of the firms and the work to be assigned in spaces below.

<u>Subcontractor Name/Address</u>	<u>Work Assigned</u>
<u>Greene Tower Service</u>	<u>Tower Erection</u>

4.05. The undersigned offers to furnish and deliver the articles or services as specified at the prices and terms stated and in strict accordance with all requirements contained in the Request for Bid which have been read and understood, and all of which are made part of this order. By submission of this bid, the vendor certifies that they are in compliance with Section 34.353 and, if applicable, Section 34.359 (Missouri Domestic Products Procurement Act) of the Revised Statutes of Missouri.

Authorized Representative (Sign By Hand): [Signature] Date: 11/11/15

Print Name and Title of Authorized Representative:  
James Bird - Sales Manager

## STATEMENT OF BIDDER'S QUALIFICATIONS

Each bidder for the work included in the specifications and plans and the Contract Documents shall submit with their bid the data requested in the following schedule of information. This data must be included in and made a part of each bid document and be contained in the sealed envelope. Failure to comply with this instruction may be regarded as justification for rejecting the Contractor's proposal.

1. Name of Bidder: Wilbur L Anderson Inc dba Western Towers
2. Business Address: 320 W. 26th St., San Angelo, TX, 76903
3. When Organized: 1945
4. When Incorporated: 1977 5. List federal tax identification number: 75-1576464  
If not incorporated, state type of business (sole proprietor, partnership, or other) \_\_\_\_\_
6. Number of years engaged in business under present firm name: 70
7. If you have done business under a different name, please give name and business location under that name: n/a
8. Percent of work done by own staff: 50%
9. Have you ever failed to complete any work awarded to your company? If so, where and why? NO
10. Have you ever defaulted on a contract? NO If so, give \_\_\_\_\_
11. List of contracts completed within the last three years for work similar in scope to that described in this bid, including value of each. See Attached
12. List of projects currently in progress: See Attached

**\* Attach additional sheets as necessary \***

71-12NOV15



## WESTERN TOWERS

### Supplement for RFB – 71-120015 – Statement of Bidders Qualifications Question # 11 & # 12

Question 11- List of contracts completed within last three years for work similar in scope to that described in the bid:

- 1) Texas Department of Transportation – Provide and Install a 100' Monopole on the Texas coast in Galveston, Texas. Provided a turnkey solution at this site including the tower foundation, tower erection, electrical grounding, and a 40' horizontal waveguide bridge, also provided and installed all antennas and coaxial lines, and other site work. Project value: \$209,079.00 – Customer Contact: Paul Gilbert 512.506.5141
- 2) Union Pacific Railroad 40' Self Support Tower Installation – Provide and install 40' SST in West Lehi, Utah. Provided a turnkey solution including the foundation, erection, old tower dismantle, path alignment and antenna and coax install, electrical grounding, and associated site work. Project value: \$125,644.00 – Customer Contact Scott Haines 817.353.7598
- 3) Petro Communications – Provide a 495' Guyed Tower in the Midland, Texas area. Provide the tower kit to the customer for others to install. Project value: \$48,236.00 – Customer Contact Mike Mitchell 432.683.4786

Question 12 – List of projects currently in progress (partial list – more jobs available upon request)

- 1) City of Raleigh 300' Self Support Tower – Raleigh, NC – Turnkey install - \$472,684.00
- 2) Frontier Towers 2 – 300' Guyed Towers – McCamey, TX – Provide Tower Kits - \$116,896.00
- 3) CRR for Devon Corp – 190' Self Support Tower – South Texas – Provide Tower Kit - \$52,595.00
- 4) Texas Communication – 440' Guyed Tower – Orient, TX – Provide Tower Kit - \$45,749.00
- 5) Petro Communication – 300' Guyed Tower – Mentone, TX – Provide Tower Kit - \$39,903.00
- 6) Dimmit County, TX – 280' Guyed Tower – Carrizo Springs, TX – Turnkey install - \$174,771.00
- 7) Norfolk Southern Railroad – 150' Self Support – Athens, TN – Provide Tower Kits - \$41,075.00
- 8) Centronix for Bechtel Corp – 80' Self Support – Corpus Christi, TX – Provide Tower Kit - \$17,784.00

320 WEST 26<sup>th</sup> STREET • SAN ANGELO, TX 76903  
1-800-622-6539 • 325-658-6539 • fax 325-655-1185

[www.western towers.com](http://www.western towers.com)

## Western Towers Project Team

**All persons below can be contacted at: 325.658.6539**

The following employees and subcontractors are designated as the responsible managers for the areas of service outlined below.

<u>Position</u>	<u>Name</u>	<u>Address/Phone</u>	<u>Years Experience</u>
President Marketing & Sales	Charles Anderson	320 W. 26 <sup>th</sup> St San Angelo, TX 76903 (325) 656-3695	50 *
Sales Manager Lead Project Contact	James Bird	320 W. 26 <sup>th</sup> St. San Angelo, TX 76903 (325) 658-6539	20 *
Fabrication Manager Fabrication/Quality Control	Jacob Anderson	320 West 26 <sup>th</sup> St. San Angelo, TX 76903 (325) 658-6539	14
Field Operations Manager Oversees Field Personnel	Aaron Woods	320 West 26 <sup>th</sup> St San Angelo, TX 76903 (325) 450-7946	10
Engineering-EIT Engineering/Auto Cad	Sean Gallagher	320 W. 26 <sup>th</sup> St., S.A., TX San Angelo, TX 76903 (325) 658-6539	4*
Project Manager Field Coordinator/Safety	David Corbin	320 W. 26 <sup>th</sup> St., S.A., TX San Angelo, TX 76903 (325) 658-6539	20*

\* denotes years experience relative to trade associated with the position held at Western Towers  
e.g. James Bird has 13 years With Western Towers, but 20 years in the communication industry.

### **Independent Engineering Group**

Al Kraft – P.E., Structural Engineer – Towerkraft Engineering (308)762-5002

25 Years Experience Tower Design and Analysis

---

### **Installation Group – Construction**

Western Towers will be working in conjunction with an outside tower erection crew. At this time we anticipate using:  
Greene Tower Service (575)491-5554 Office

We anticipate Western Towers performing all civils work, and Greene's Tower Service providing the tower erection, antenna mounting, sweep testing, and so forth. Greene's Tower Service is an established firm, fully insured, and has been in business for 17 years.



---

# **WESTERN TOWERS**

---

320 W. 26th • San Angelo, Texas 76903



## Western Towers Project Team/Greene's Tower Service Info

Kenny Speciale - PM/Foreman.... 36 Years Full Time Experience in ALL Aspects of Tower Work Ranging from Tower and Site Installation, to Antenna and Lighting System Maintenance, Tower Maintenance, Etc....  
Certifications - ComTrain Rescue and Competent Climber, OSHA 10.

Ron Casper - LEAD TECH/TOPHAND.... 22 Years Full Time Experience in ALL Aspects of Tower Work Ranging from Tower and Site Installation, to Antenna and Lighting System Maintenance, Tower Maintenance, Etc....  
Certifications - ComTrain Rescue and Competent Climber, OSHA 10.

Sam Greene - TECH/TOPHAND.... 9 Years Full Time Experience in ALL Aspects of Tower Work Ranging from Tower and Site Installation, to Antenna and Lighting System Maintenance, Tower Maintenance, Etc.... With a specific focus on Site Construction and Microwave Antenna System Installation and Repair.  
Certifications - ComTrain Rescue and Competent Climber, OSHA 10, CPR

JOHN GREENE - PM/FOREMAN....15 Years Full Time Experience in ALL Aspects of Tower Work Ranging from Tower and Site Installation, to Antenna and Lighting System Maintenance, Tower Maintenance, Etc.... Experience with Radio Systems, Line Sweeps, Etc.... Excellent Understanding of TASKS in Relation to Result Costs, Scheduling, Budgeting, Logistics, ETC.....  
CERTIFICATIONS - ComTrain Competent Climber and Rescue INSTRUCTOR, OSHA GENERAL 30, OSHA SAFETY and HEALTH 30, CPR, TWIC, NCCCO Crane Operator, ANRITSU.

Our Crew for this particular Project has a combined 72 Years of experience. Our Current Day to Day Projects include all tower maintenance subjects, MP, SS, GT Erection to 700ft, RAW LAND Site Installation, MICROWAVE SYSTEM Installation and Repair, Areal Welding, Rigging, Shelter Transport and Placement, etc..... Our Company was founded in the early 80's, and with years of hard work and excellent service we have evolved into one of the most Experienced Tower Construction and Service Companies available. Our Employees, Un-paralleled Knowledge and Experience, Resource list, Fleet, and Dedicated Customer Service allow us offer the very best available service and products at competitive pricing.

Some of our Clients Include - AT&T, VERIZON, WNMTC, PVT, BBTC, BECK GROUP, Texas Communications, AEP, Western Towers, Etc.... References from each company and many others can be provided upon request.



---

# **WESTERN TOWERS**

---

320 W. 26th • San Angelo, Texas 76903

## Western Towers Company Profile

**Company Listing:**

Wilbur L. Anderson, Inc. dba Western Towers  
320 West 26<sup>th</sup> St., San Angelo – Texas, 76903  
Phone – 1(325)658-6539, Fax – 1(325)655-1185  
[www.westerntowers.com](http://www.westerntowers.com)

**Year Established:**

1945

**D&B D-U-N-S Number:**  
**CAGE/NAICS:**

09-521-3963  
0GL04/332312

**TAX ID:** 751576464

**Number of Employees:**

32

**“Small Business Classification”**

**Scope of Work:**


Western Towers designs, fabricates, and erects all types of towers. We also manufacture specialty mounts and perform tower maintenance. We operate all over the United States and are headquartered in San Angelo, Texas. We utilize certified welders, and meet or exceed tower standard practices such as TIA – 222 – G, ANSI, AGS, and other industry standards. We have completed thousands of tower projects to date, and stay at the forefront of technology and design in our industry.

**Industry Affiliations and Licenses:**

- U.S. Chamber of Commerce
- NAM - National Association of Manufacturers
- RSSI - Railway System Suppliers Incorporated
- NATE - National Association of Tower Erectors
- American Welding Society – Affiliate Member
- State Contractors Licenses’ in multiple states

**Company Contact Info:**

Charles Anderson - President  
Dan Anderson – Vice President  
325.658.6539 – office phone  
325.655.1185 – fax  
[www.westerntowers.com](http://www.westerntowers.com)



---

# **WESTERN TOWERS**

---

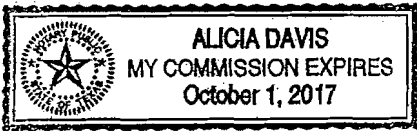
320 W. 26th • San Angelo, Texas 76903

WORK AUTHORIZATION CERTIFICATION  
PURSUANT TO 285.530 RSMo  
(FOR ALL AGREEMENTS IN EXCESS OF \$5,000.00)

County of Tom Green  
State of Texas )ss  
)

My name is James Bird. I am an authorized agent of Western Towers  
(Bidder). This business is enrolled and participates in a federal work authorization program for all employees working in connection with services provided to the County. This business does not knowingly employ any person that is an unauthorized alien in connection with the services being provided. Documentation of participation in a federal work authorization program is attached hereto.

Furthermore, all subcontractors working on this contract shall affirmatively state in writing in their contracts that they are not in violation of Section 285.530.1, shall not thereafter be in violation and submit a sworn affidavit under penalty of perjury that all employees are lawfully present in the United States.



[Signature] 10/21/15  
Affiant Date

James Bird  
Printed Name

Subscribed and sworn to before me this 21 day of October, 2015.

[Signature]  
Notary Public

**Attach to this form the first and last page of the E-Verify Memorandum of Understanding that you completed when enrolling.**

**THE E-VERIFY  
MEMORANDUM OF UNDERSTANDING  
FOR EMPLOYERS**

**ARTICLE I  
PURPOSE AND AUTHORITY**

The parties to this agreement are the Department of Homeland Security (DHS) and the Wilbur L Anderson Inc (Employer). The purpose of this agreement is to set forth terms and conditions which the Employer will follow while participating in E-Verify.

E-Verify is a program that electronically confirms an employee's eligibility to work in the United States after completion of Form I-9, Employment Eligibility Verification (Form I-9). This Memorandum of Understanding (MOU) explains certain features of the E-Verify program and describes specific responsibilities of the Employer, the Social Security Administration (SSA), and DHS.

Authority for the E-Verify program is found in Title IV, Subtitle A, of the Illegal Immigration Reform and Immigrant Responsibility Act of 1996 (IIRIRA), Pub. L. 104-208, 110 Stat. 3009, as amended (8 U.S.C. § 1324a note). The Federal Acquisition Regulation (FAR) Subpart 22.18, "Employment Eligibility Verification" and Executive Order 12989, as amended, provide authority for Federal contractors and subcontractors (Federal contractor) to use E-Verify to verify the employment eligibility of certain employees working on Federal contracts.

**ARTICLE II  
RESPONSIBILITIES**

**A. RESPONSIBILITIES OF THE EMPLOYER**

1. ~~The Employer agrees to display the following notices supplied by DHS in a prominent place that is clearly visible to prospective employees and all employees who are to be verified through the system:~~

- a. Notice of E-Verify Participation
- b. Notice of Right to Work

2. The Employer agrees to provide to the SSA and DHS the names, titles, addresses, and telephone numbers of the Employer representatives to be contacted about E-Verify. The Employer also agrees to keep such information current by providing updated information to SSA and DHS whenever the representatives' contact information changes.

3. The Employer agrees to grant E-Verify access only to current employees who need E-Verify access. Employers must promptly terminate an employee's E-Verify access if the employer is separated from the company or no longer needs access to E-Verify.



Company ID Number: 865181

## Information Required for the E-Verify Program

### Information relating to your Company:

Company Name	Wilbur L Anderson Inc
Company Facility Address	320 W 26th Street San Angelo, TX 76903
Company Alternate Address	
County or Parish	TOM GREEN
Employer Identification Number	751576464
North American Industry Classification Systems Code	332
Parent Company	
Number of Employees	20 to 99
Number of Sites Verified for	1

Page intentionally left blank

---

**CERTIFICATION OF INDIVIDUAL BIDDER**

*N/A*

Pursuant to Section 208.009 RSMo, any person applying for or receiving any grant, contract, loan, retirement, welfare, health benefit, post secondary education, scholarship, disability benefit, housing benefit or food assistance who is over 18 must verify their lawful presence in the United States. Please indicate compliance below. Note: A parent or guardian applying for a public benefit on behalf of a child who is citizen or permanent resident need not comply.

- \_\_\_\_ 1. I have provided a copy of documents showing citizenship or lawful presence in the United States. (Such proof may be a Missouri driver's license, U.S. passport, birth certificate, or immigration documents). Note: If the applicant is an alien, verification of lawful presence must occur prior to receiving a public benefit.
  
- \_\_\_\_ 2. I do not have the above documents, but provide an affidavit (copy attached) which may allow for temporary 90 day qualification.
  
- \_\_\_\_ 3. I have provided a completed application for a birth certificate pending in the State of \_\_\_\_\_. Qualification shall terminate upon receipt of the birth certificate or determination that a birth certificate does not exist because I am not a United States citizen.

\_\_\_\_\_  
Applicant

\_\_\_\_\_  
Date

\_\_\_\_\_  
Printed Name

(Please complete and return with Bid)

Certification Regarding  
Debarment, Suspension, Ineligibility and Voluntary Exclusion  
Lower Tier Covered Transactions


This certification is required by the regulations implementing Executive Order 12549, Debarment and Suspension, 29 CFR Part 98 Section 98.510, Participants' responsibilities. The regulations were published as Part VII of the May 26, 1988, Federal Register (pages 19160-19211).

(BEFORE COMPLETING CERTIFICATION, READ INSTRUCTIONS FOR CERTIFICATION)

- (1) The prospective recipient of Federal assistance funds certifies, by submission of this proposal, that neither it nor its principals are presently debarred, suspended, proposed for debarment, declared ineligible, or voluntarily excluded from participation in this transaction by any Federal department or agency.
- (2) Where the prospective recipient of Federal assistance funds is unable to certify to any of the statements in this certification, such prospective participant shall attach an explanation to this proposal.

James Bird - Sales Manager  
Name and Title of Authorized Representative

Signature



Date

11/11/15



ANTI-COLLUSION STATEMENT

STATE OF ~~MISSOURI~~ Texas

COUNTY OF Tom Green

James Bird, being first duly sworn, deposes and

says that he is Sales Manager  
(Title of Person Signing)

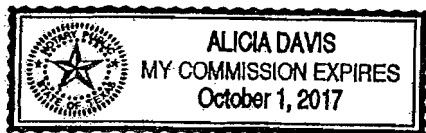
of Western Towers  
(Name of Bidder)

that all statements made and facts set out in the proposal for the above project are true and correct; and the bidder (person, firm, association, or corporation making said bid) has not, either directly or indirectly, entered into any agreement, participated in any collusion, or otherwise taken any action in restraint of free competitive bidding in connection with said bid or any contract which may result from its acceptance.

Affiant further certifies that bidder is not financially interested in, or financially affiliated with, any other bidder for the above project

By [Signature] By 10/21/15  
By James Bird

Sworn to before me this 21<sup>st</sup> day of October, 20 15



Alicia Davis  
Notary Public

My Commission Expires Oct 1, 2017

**SIGNATURE AND IDENTITY OF BIDDER**

The undersigned states that the correct LEGAL NAME and ADDRESS of (1) the individual Bidder, (2) each partner or joint venture (whether individuals or corporations, and whether doing business under fictitious name), or (3) the corporation (with the state in which it is incorporated) are shown below; that (if not signing with the intention of binding himself to become the responsible and sole Contractor) he is the agent of, and duly authorized in writing to sign for the Bidder or Bidders; and that he is signing and executing this (as indicated in the proper spaces below) as the proposal of a:

sole individual                       partnership                       joint venture  
 corporation, incorporated under laws of the state of Texas

Dated October 21, 20 15

Name of individual, all partners, or joint venturers:

Address of each:

\_\_\_\_\_  
\_\_\_\_\_  
\_\_\_\_\_  
\_\_\_\_\_

Address of principal place of business in doing business under the name of:

320 W. 26th St San Angelo, TX 76903

(If using a fictitious name, show this name above in addition to legal names.)

Wilbur L Anderson Inc dba Western Towers

(If a corporation – show its name above)

ATTEST:

Alina Davis

(Secretary)

Office Manager

(Title)

NOTE: If the Bidder is doing business under a FICTITIOUS NAME, the Proposal shall be executed in the legal name of the individual, partners, joint venturers, or corporation, with the legal address shown, and the REGISTRATION OF FICTITIOUS NAME filed with the Secretary of State, as required by Section 417.200 to 417.230, RS Mo. shall be attached. If the Bidder is a CORPORATION NOT ORGANIZED UNDER THE LAWS OF MISSOURI, it shall procure a CERTIFICATE OF AUTHORITY


TO DO BUSINESS IN MISSOURI, as required by Section 351.570 and following, RS Mo. A CERTIFIED COPY of such Registration of Fictitious Name or Certificate of Authority to do Business in Missouri shall be filed with the Engineer.

**BIDDER'S ACKNOWLEDGMENT**

(Complete and fill out all parts applicable, and strike out all parts not applicable.)

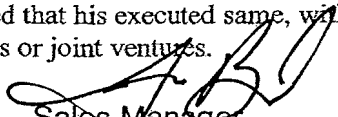
State of Texas County of Tom Green

On this 21 day of October, 2015

before me appeared James Bird  to me personally known, who, being by me first duly sworn, did say that he executed the foregoing Proposal with full knowledge and understanding of all its terms and provisions and of the plans and specifications; that the correct legal name and address of the Bidder (including those of all partners of joint ventures if fully and correctly set out above; that all statements made therein by or for the Bidder are true; and (if a sole individual) acknowledged that he executed the same as his free act and deed.

(if a partnership or joint venture) acknowledged that his executed same, with written authority from, and as the free act and deed of, all said partners or joint ventures.

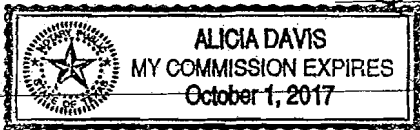
(if a corporation) that he is the

  
Sales Manager  
President or other agent

of Western Towers; that the above Proposal was signed and sealed in behalf of said corporation by authority of its board of directors; and he acknowledged said proposal to be the free act and deed of said corporation.

Witness my hand and seal at, 4:30 pm the day and year first above written. (SEAL).

Alicia Davis Notary Public




My Commission expires October 1<sup>st</sup> 2017.

**AFFIDAVIT OF COMPLIANCE WITH OSHA  
TRAINING REQUIREMENTS PURSUANT TO §292.675 RSMo  
(FOR ALL PUBLIC WORKS PROJECTS AFTER 8/28/2009)**

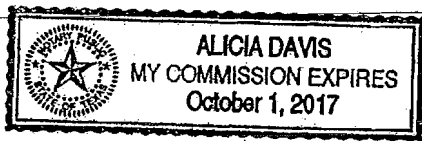
County of Tom Green )  
State of Texas )ss  
 )

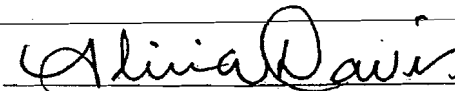
My name is James Bird. I am an authorized agent of Western Towers (Company). I am aware of the requirements for OSHA training set out in §292.675 Revised Statutes of Missouri for those working on public works. All requirements of said statute have been fully satisfied and there has been no exception to the full and complete compliance with said provisions relating to the required OSHA training for all those who performed services on this public works contract for Boone County, Missouri.

NAME OF PROJECT: Radio Tower Foundation and Site Construction - 63-15OCT15

  
Affiant \_\_\_\_\_ Date 10.21.15  
James Bird  
Printed Name

Subscribed and sworn to before me this 21 day of October, 2015.



  
Notary Public

NOTE: Failure to return this Affidavit with project close-out documents may result in referral of this project to the Department of Labor and Industrial Relations for further action to determine compliance with RSMo Sec. 292.675.

71-13NOV 15



---

## **WESTERN TOWERS**

---

### **TOWER WARRANTY**

**WESTERN TOWERS** guarantees this tower has been built of the finest domestic grade steel. Self Support Towers and Guyed Towers have leg members that are made of A-36 modified 50 solid steel and the diagonals and girts are made of A-36 steel. Tilt Down Towers are constructed of A500 Grade B square tubing. Mill papers are available upon request.

**WESTERN TOWERS** guarantees this tower was hot-dip zinc galvanized after manufacture and is protected to the highest degree practicably possible against any form of rust or corrosion. A minimum of two ounces (2 oz.) of zinc coating per square foot is permanently fused to the base metal construct.

**WESTERN TOWERS** further guarantees this tower for a period of five (5) full years from the date indicated below. Should any part of the tower fail as a result of faulty construction or workmanship on the part of Western Towers, then Western Towers will take the steps necessary to bring the product into EIA standards compliance. Annual tower inspections and periodic preventative maintenance is required for the warranty to be effective. Detailed records noting the periodic maintenance on the structure must be presented in order to process the warranty claim.

Components on the tower that are not manufactured by Western Towers such as safety climb systems, tower lighting systems, mounts, and any other ancillary products; will be covered by the applicable manufacturers warranty for that specific product. Any cost associated with servicing the item under warranty such as mobilization cost and labor, will be billed to the customer if not covered under that specific item's manufacturer's warranty.

This tower and workmanship warranty will be valid from the date indicated below and apply only to the tower specified.

**Tower:**  
**Warranty Expires:**  
**Authorized By:**  
**Date Issued:**



**Boone County Purchasing**  
613 E. Ash Street, Room 110  
Columbia, Mo 65201

## **REQUEST FOR BID (RFB)**

Melinda Bobbitt, CPPO, CPPB  
Director of Purchasing  
(573) 886-4393 – Fax: (573) 886-4390  
Email: [mbobbitt@boonecountymmo.org](mailto:mbobbitt@boonecountymmo.org)

---

### ***Bid Data***

Bid Number: **71-12NOV15**  
Commodity Title: **Radio Tower Assembly and Erection at the Emergency  
Communication Center**

**DIRECT ANY BID FORMAT OR SUBMISSION QUESTIONS TO PURCHASING DEPT.**

### ***Bid Submission Address and Deadline***

Day/Date: Thursday, November 12, 2015  
Time: 1:00 p.m. (Bids received after this time will be returned unopened)  
Location/Mail Address: Boone County Purchasing Department  
Boone County Annex Building  
613 E. Ash, Room 110  
Columbia, Mo 65201  
Directions: Annex Building is located at corner of 7<sup>th</sup> & Ash St.

### ***Bid Opening***

Day/Date: Thursday, November 12, 2015  
Time: 1:00 p.m., Central Time  
Location/Address: Boone County Purchasing Department  
Conference Room  
613 E. Ash  
Columbia, MO 65201

### ***Bid Contents***

1.0: Introduction and General Conditions of Bidding  
2.0: Primary Specifications  
3.0: Response Presentation and Review  
4.0: Response Form  
Attachments: Statement of Bidder's Qualifications  
Standard Terms and Conditions  
Instructions for House Bill 1549  
Work Authorization Certification  
Individual Bidder Affidavits  
Debarment Form  
Anti-Collusion Statement

*Bid Contents, continued*

---

Signature & Identify of Bidder

Bidder's Acknowledgement

Annual Wage Order #22

Affidavit of Compliance with OSHA

Affidavit of Compliance with Prevailing Wage Law

"No Bid" Response Form

## ***1. Introduction and General Conditions of Bidding***

**1.1. INVITATION** – The County of Boone, through its Purchasing Department, invites responses, which offer to provide the goods and/or services identified on the title page, and described in greater detail in Section 2.

### **1.2. DEFINITIONS**

**County** – This term refers to the County of Boone, a duly organized public entity. It may also be used as a pronoun for various subsets of the County organization, including, as the context will indicate:

*Purchasing* – The Purchasing Department, including its Purchasing Director and staff.

*Department/s or Office/s* – The County Department/s or Office/s for which this Bid is prepared, and which will be the end user/s of the goods and/or services sought.

*Designee* – The County employee/s assigned as your primary contact/s for interaction regarding Contract performance.

**Bidder / Contractor / Supplier** – These terms refer generally to businesses having some sort of relations to or with us. The term may apply differently to different classes of entities, as the context will indicate.

*Bidder* – Any business entity submitting a response to this Bid. Suppliers, which may be invited to respond, or which express interest in this bid, but which do not submit a response, have no obligations with respect to the bid requirements.

*Contractor* – The Bidder whose response to this bid is found by Purchasing to meet the best interests of the County. The Contractor will be selected for award, and will enter into a Contract for provision of the goods and/or services described in the Bid.

*Supplier* – All business/entities which may provide the subject goods and/or services.

**Bid** – This entire document, including attachments. A Bid may be used to solicit various kinds of information. The kind of information this Bid seeks is indicated by the title appearing at the top of the first page. A “Request for Bid” is used when the need is well defined. A “Request for Proposal” is used when the County will consider solutions, which may vary significantly from each other or from the County’s initial expectations.

**Response** – The written, sealed document submitted according to the Bid instructions.

**1.3. BID CLARIFICATION** – Questions regarding this Bid should be directed in writing, preferably by e-mail, to the Purchasing Department. Answers, citing the question asked but not identifying the questioner, will be distributed simultaneously to all known prospective Bidders. Note: written requirements in the Bid or its Addenda are binding, but any oral communications between County and Bidder are not.

**1.4. Bidder Responsibility** – The Bidder is expected to be thoroughly familiar with all specifications and requirements of this Bid. Bidder’s failure or omission to examine any relevant form, article, site or document will not relieve them from any obligation regarding this Bid. By submitting a Response, Bidder is presumed to concur with all terms, conditions and specifications of this Bid.

**1.5. Bid Addendum** – If it becomes evident that this Bid must be amended, the Purchasing Department will issue a formal written Addendum to all known prospective Bidders. If necessary, a new due date will be established.

**1.6. AWARD** – Award will be made to the Bidder/s whose offer/s provide the greatest value to the County from the standpoint of suitability to purpose, quality, service, previous experience, price, lifecycle cost, ability to deliver, or for any other reason deemed by Purchasing to be in the best interest of the County. Thus, the result will not be determined by price alone. The County will be seeking the least costly outcome that meets the County needs as interpreted by the County.

**1.7. CONTRACT EXECUTION** – This Bid and the Contractor’s Response will be made part of any resultant Contract and will be incorporated in the Contract as set forth, verbatim.



**Precedence** – In the event of contradictions or conflicts between the provisions of the documents comprising this Contract, they will be resolved by giving precedence in the following order:

- 1) the provisions of the Contract (as it may be amended);
- 2) the provisions of the Bid;
- 3) the provisions of the Bidder's Response.

**1.8. COMPLIANCE WITH STANDARD TERMS AND CONDITIONS** – Bidder agrees to be bound by the County's standard "boilerplate" terms and conditions for Contracts, a sample of which is attached to this Bid.

## **2. Primary Specifications**

### **ITEMS TO BE PROVIDED**

#### **1.0 GENERAL:**

- 1.01 Contractor shall provide all materials, machinery, equipment and services to completely assemble and erect a radio tower in accordance with these specifications and all applicable EIA and manufacturer-recommended specifications.
- 1.02 Contractor shall work with Owner and tower manufacturer, Sabre Industries, to coordinate delivery and shall unload and stage tower steel near erection site.
- 1.03 Owner will secure necessary FAA, FCC and local zoning clearances and authority.
- 1.04 Contractor shall be responsible for obtaining all required work permits.
- 1.05 Owner will furnish graded access up to the actual tower erection site.
- 1.06 Owner does not have electrical service at site. Contractor shall be responsible for providing any electrical power needed for tower assembly and erection.
- 1.07 All parts, materials, supplies and services will meet the minimum construction and erection standards recommended by the tower manufacturer.
- 1.08 Contractor shall utilize materials furnished by tower manufacturer. Any other materials, fastenings or supplies proposed for use on the project shall receive approval from Owner prior to installation.
- 1.09 All antennas and coaxial cables will be provided and installed under separate bid except where noted.
- 1.10 On a daily basis, Contractor shall leave the site clear of construction debris, excess material or unused supplies or equipment including cans, crates, boxes, plastic bags, bolt cartons or any rubbish resulting from the work. All surplus or excess materials and supplies provided by tower manufacturer shall remain at site.
- 1.11 Contractor will have free access to the tower site. Owner will provide list of project contact people for Contractor's use. Contractor shall provide list of all on-site employees to Owner.
- 1.12 After completion, tower will be jointly inspected by the Contractor and Owner's representative. All required corrections shall be made prior to any submittal of claim for payment.
- 1.13 Detailed installation diagrams and documents shall be provided by Owner to Contractor. Following completion of the tower erection, all documents shall be returned to Owner.
- 1.14 Erection shall be accomplished using provided nuts, bolts, and fasteners with no field welding, cutting, or drilling required or allowed.

1.15 Any damage to the galvanizing will be touched up with Z.R.C. Cold Galvanizing Compound or approved equivalent.

1.16 Contractor shall be limited to work occurring between 7:00 a.m. and 7:00 p.m. local time.

## **2.00 TOWER COMPONENTS:**

2.01 Refer to attached design and erection drawings for the details of the tower.

2.02 The tower is a three-leg, lattice type self-supporting structure comprised of solid rod legs and standing 175' above base mounting level.

2.03 A nominal 14' face platform will be mounted at the top of structural tower steel.

2.04 Three waveguide ladders will be mounted on the tower, one ladder per face and placed as directed by Owner's representative.

2.05 One climbing ladder with safety-climb device will be mounted centered on the south face of the tower.

2.06 Two microwave dish mounts will be mounted at each of 135', 150' and 165' elevations.

2.07 Antenna side mount brackets will be mounted as shown in erection drawings.

## **3.00 ATTACHMENTS:**

3.01 All attachments shall be considered a part of this specification.

3.02 Attachments include:

Electronic copy of detailed erection drawings as furnished by Sabre Industries

Electronic copy of general site layout

## **4.00 SUBMITTALS**

4.01 In addition to other information, Bidder shall submit qualifications to include:

4.01.a Complete contact information for four (4) Vendor's customers who were directly involved with Vendor during erection of similar sized and similar style tower structures.

4.01.b List of crew members and their experience who will work on this project.

**5.00 Debarment and Suspension:** By submission of its Bid Response, Vendor agrees to comply with the provisions of Executive Order 12549, regarding Debarment and Suspension. Specifically, the Vendor certifies that neither he/she nor their principals are 1.) presently debarred, suspended, proposed for debarment, declared ineligible or voluntary excluded from covered transactions by a Federal department or agency, 2) have not with a three year period preceding this proposal been convicted of or had a civil judgment rendered against them for commission of fraud or a criminal offense in connection with obtaining, attempting to obtain or performing a public transaction or contract under a public transaction; violation of Federal or State antitrust statutes or commission of embezzlement, theft, forgery, bribery, falsification or destruction of records, making false statements or receiving stolen property; 3.) are not presently indicted for or otherwise criminal or civilly charged by a government entity with commission of

any of the offenses stated above and 4.) have not within a three year period preceding this bid had one or more public transactions terminated for cause or default.

**6.00 Certification of Non-Resident/Foreign Contractors:** If the Contractor is a foreign corporation or nonresident Contractor, it is agreed that the Contractor shall procure and maintain during the life of this contract:

- A. A certificate of authority to transact business in the State of Missouri from the Secretary of State, unless exempt pursuant to the provisions of Section 351.572 RSMo.
- B. A certificate from the Missouri Director of Revenue evidencing compliance with transient employer financial assurance law, unless exempt pursuant to the provisions of Section 285.230 RSMo.

**7.00 Insurance Requirements** - The Contractor shall not commence work under this contract until they have obtained all insurance required under this paragraph and the Certificate of Insurance has been approved by the County, nor shall the Contractor allow any subcontractor to commence work on their subcontract until all similar insurance required of subcontractor has been so obtained and approved. All policies shall be in amounts, form and companies satisfactory to the County which must carry an A-6 or better rating as listed in the A.M. Best or equivalent rating guide. Insurance limits indicated below may be lowered at the discretion of the County.

- A. Employers Liability and Workers Compensation Insurance** - The Contractor shall take out and maintain during the life of this contract, **Employers Liability and Workers Compensation Insurance** for all of its employees employed at the site of work. and in case any work is sublet, the Contractor shall require the subcontractor similarly to provide Workers Compensation Insurance for all of the latter's employees unless such employees are covered by the protection afforded by the Contractor. Workers Compensation coverage shall meet Missouri statutory limits. Employers Liability limits shall be \$500,000.00 each employee, \$500,000.00 each accident, and \$500,000.00 policy limit. In case any class of employees engaged in hazardous work under this Contract at the site of the work is not protected under the Workers Compensation Statute, the Contractor shall provide and shall cause each subcontractor to provide Employers Liability Insurance for the protection of their employees not otherwise protected.
- B. Commercial General Liability Insurance** - The Contractor shall take out and maintain during the life of this contract, such commercial general liability insurance as shall protect it and any subcontractor performing work covered by this contract, from claims for damages for personal injury including accidental death, as well as from claims for property damages, which may arise from operations under this contract, whether such operations be by themselves or for any subcontractor or by anyone directly or indirectly employed by them. The amounts of insurance shall be not less than \$3,000,000.00 combined single limit for any one occurrence covering both bodily injury and property damage, including accidental death. If the Contract involves any underground/digging operations, the general liability certificate shall include X, C, and U (Explosion, Collapse, and Underground) coverage. If providing Commercial General Liability Insurance, then the Proof of Coverage of Insurance shall also be included.
- C.** Contractor may satisfy the minimum liability limits required for Commercial General Liability or Business Auto Liability under an Umbrella or Excess Liability policy. There is no minimum per occurrence limit of liability under the umbrella or Excess Liability; however, the Annual Aggregate limit shall not be less than the highest "Each Occurrence" limit for either Commercial General Liability or Business Auto Liability. Contractor agrees to endorse the County as an Additional Insured on the umbrella or Excess Liability, unless the Certificate of Insurance state the Umbrella or Excess Liability provides coverage on a "Follow-Form" basis.

- D. Business Automobile Liability** – The Contractor shall maintain during the life of this contract, automobile liability insurance in the amount of not less than \$3,000,000.00 combined single limit for any one occurrence, covering both bodily injury, including accidental death, and property damage, to protect themselves from any and all claims arising from the use of the Contractor’s own automobiles, teams and trucks; hired automobiles, teams and trucks; non-owned and both on and off the site of work.
- E. Subcontractors:** Contractor shall cause each Subcontractor to purchase and maintain insurance of the types and amounts specified herein. Limits of such coverage may be reduced only upon written agreement of County. Contractor shall provide to County copies of certificates of insurance evidencing coverage for each Subcontractor. Subcontractors’ commercial general liability and business automobile liability insurance shall name County as Additional Insured and have the Waiver of Subrogation endorsements added.
- F. Proof of Carriage of Insurance** - The Contractor shall furnish the County with Certificate(s) of Insurance which name the County as additional insured in an amount as required in this contract, contain a description of the project or work to be performed and provided for Commercial General Liability, Business Auto Liability, and Umbrella or Excess Liability (not on Workers Compensation). The Certificate of Insurance shall provide that there will be no cancellation, non-renewal or reduction of coverage without 30 days prior written notice to the Owner. In addition, such insurance shall be on an occurrence basis and shall remain in effect until such time as the County has made final acceptance of the services provided.
- G. INDEMNITY AGREEMENT:** To the fullest extent permitted by law, Contractor shall indemnify, hold harmless and defend the County, its directors, officers, agents, and employees from and against all claims, damages, losses and expenses (including but not limited to attorney’s fees) arising by reason of any act or failure to act, negligent or otherwise, of Contractor, of any subcontractor (meaning anyone, including but not limited to consultants having a contract with contractor or a subcontract for part of the services), of anyone directly or indirectly employed by contractor or by any subcontractor, or of anyone for whose acts the contractor or its subcontractor may be liable, in connection with providing these services. This provision does not, however, require contractor to indemnify, hold harmless, or defend the County of Boone from its own negligence.
- H.** Failure to maintain the required insurance in force may be cause for contract termination. In the event the Agency/Service fails to maintain and keep in force the required insurance or to obtain coverage from its subcontractors, the County shall have the right to cancel and terminate the contract without notice.

**8.00 Sales/Use Tax Exemption:** County will provide the Contractor with a completed Missouri Project Exemption and Missouri Tax Exemption letter for Boone County, Missouri and the Contractor shall be responsible for furnishing the exemption certificate and tax exemption letter to all authorized sub-contractors and suppliers providing materials incorporated in the work. All invoices issued for purchases for such materials, supplies and taxable rentals shall be in the name of Boone County and contain the project number assigned by Boone County for the contract awarded. It shall be the responsibility of the Contractor to insure that no sales or use taxes are included in the invoices and that the County pays no sales/use taxes from which it is exempt. The Contractor shall be responsible for obtaining revised exemption certificates and revised expiration dates if the work extends beyond the estimated project completion date or a certificate expiration date. The Contractor shall also be responsible for retaining a copy of the project exemption certificate for a period of five years and for compliance with all other terms

and conditions of section 144.062 RSMo. Not otherwise herein specified. The Contractor agrees not to use or permit others to use the project exemption certificate for taxable purchases of materials or rentals and supplies not directly incorporated into or used in the work to which it applies and agrees to indemnify and hold the County harmless from all losses, expenses and costs including litigation expenses and attorney fees resulting from the unauthorized use of such project exemption certificates.

**9.00 Warranty & Guarantee** - Contractor warrants and guarantees to Owner that all work will be in accordance with the Contract Documents and will not be defective. All materials provided by the Contractor shall be new material of high quality which shall give long life and reliable operation. The workmanship shall be of high quality in every detail. Prompt notice of all defects shall be given to Contractor. All defective work, whether or not in place, may be rejected, corrected, or accepted as follows:

Correction or Removal of Defective Work- If required by Owner, Contractor shall promptly, as directed, either correct all defective Work, whether or not fabricated, installed or completed, or if the Work has been rejected by County Department Designee, remove it from the site and replace it with non-defective Work. Contractor shall bear all direct, indirect, and consequential costs of such correction or removal (including but not limited to fees and charges of engineers, architects, attorneys, and other professionals made necessary thereby).

One Year Correction Period- If within one year after the date of Substantial Completion or such longer period of time as may be prescribed by Laws or Regulations or by the terms of any applicable special guarantee required by the Contract Documents or by any specific provision of the Contract Documents, any Work is found to be defective, Contractor shall promptly, without cost to Owner and in accordance with Owner's written instructions, either correct such defective Work, or if it has been rejected by Owner, remove it from the site and replace it with non-defective Work. If Contractor does not promptly comply with the terms of such instructions or in an emergency where delay would cause serious risk of loss or damage, Owner may have the defective Work removed and replaced and all direct, indirect, and consequential costs of removal and replacement (including but not limited to fees and charges of engineers, architects, attorneys, and other professionals) will be paid by the Contractor. In special circumstances where a particular item of equipment is placed in continuous service before Substantial Completion of all the Work, the correction period for that item may start to run from an earlier date if so provided in the Specifications or by Written Amendment.

**10.00 Prevailing Wage:** Contractor agrees that it will pay not less than the prevailing hourly rate of wages to all workmen performing work under the Contract in accordance with the prevailing wage determination issued by the Division of Labor Standards of the Department of Labor and Industrial Relations for the State of Missouri and as maintained on file with the Boone County Purchasing Department. The Contractor shall comply with all requirements of the prevailing wage law of Missouri, Revised Statutes of Missouri, Sections 290.210 to 290.340, including the latest amendments thereto. The prevailing wage law does not prohibit payment of more than the prevailing rate of wages nor does it limit the hours of work which may be performed by any worker in any particular period of time. The Contractor further agrees that it shall forfeit as a penalty to the County of Boone the sum of \$100.00 for each workman employed for each calendar day or portion thereof such workman is paid less than the stipulated rates set forth in the prevailing wage determination for the project for any work done under this contract by the Contractor pursuant to the provisions of Section 290.250 RSMo. The Contractor further agrees that he will abide by all provisions of the prevailing wage law as set forth in Chapter 290 RSMo and rules and regulations issued thereunder and that any penalties assessed may be withheld from sums due to the Contractor by the Owner.

The Contractor and all Subcontractors shall be required to submit to the designated representative of the County using department, certified copies of labor payrolls and statements of compliance (Form WH-347)

for each week that work is in progress. If work is temporarily suspended, the last payroll shall be marked appropriately to note that it will be the last payroll until work is resumed.

Contractor shall be responsible for the submittal of payrolls and certifications for all subcontractors. Contractor shall keep an accurate record showing the names, occupations, and crafts of all workers employed, together with the number of hours worked by each worker and the actual wages paid to each worker. At all reasonable hours, such records shall be open to inspection by the representatives of Industrial Commission of Missouri and the County. The payroll records shall not be destroyed or removed from the State for at least one year after completion of the work.

The County will check payrolls, with the following checks being made to insure proper labor compliance:

- a. The employee's full name as shown on his/her social security card, his address and Employee I.D. number shall be entered on each payroll.
- b. Check the payroll for correct employee classification.
- c. Check payroll for correct hourly wage and, if applicable, correct overtime hourly rate.
- d. Check the daily and weekly hours worked in each classification including actual overtime hours worked (not adjusted hours).
- e. All deductions are shown in the net wage shown. The Form WH-437 is to be used if fringe benefits are paid into established programs. However, if fringe benefits are paid in cash to the employee, the amount shall be indicated on the payroll.
- f. All checking by the County will be made in red pencil and initialed by the checker.
- g. Final payroll will be marked "Final" or "last Payroll".
- h. A record of all payrolls will be maintained by the County.

Throughout the life of the Contract, a copy of the wage determination and the rules promulgated by the Industrial Commission of Missouri shall be displayed in at least one conspicuous place on the project under a heading NOTICE with the heading in letters at least one inch high.

After completion of the work and before final payment can be made under this contract, the Contractor must file with the County an affidavit stating that they have fully complied with the provisions and requirements of the prevailing wage law of Missouri, Sections 290.210 to 290.340 RSMo. The prevailing wage rate determination made by the Industrial Commission of Missouri is reproduced verbatim and is applicable to this contract whenever Boone County provides to Contractor a project which is determined to be applicable to prevailing wage law

**11.00 EXTRA AND/OR ADDITIONAL WORK AND CHANGES:** If any extra and/or additional work is to be done or any change in the plans and specifications is deemed necessary, the County may issue to the Contractor a written change order directing that such extra and/or additional work be done or that such change be made, and the Contract shall be modified accordingly. Compensation to the Contractor will be calculated as an addition to or deduction from the Contract price, based upon such written terms as may be established by the owner, either (a) by an acceptable lump sum proposal of the Contractor, (b) on a cost-plus limited basis not to exceed a specified limit, or (c) on basis of bid or mutually agreed upon unit prices. In the event that none of the foregoing methods are agreed upon with the Contractor, the County may perform the work with its own forces or under separate contract with another contractor.

**12.00 DISCHARGE OF EMPLOYEES:** Any employee of the Contractor who is stationed at the site of the work and should prove to be quarrelsome, dishonest, incompetent or inexperienced, or should not work for the good of the job shall, upon written notice from the County, be removed by the Contractor and replaced by an employee with proper qualifications.

**13.00 SUBCONTRACTORS, SUPPLIERS AND OTHERS-** Contractor shall not employ any Subcontractor, Supplier, or other person or organization (including those acceptable to Owner as indicated below), whether initially or as a substitute, against whom Owner may have reasonable objection. Contractor shall not be required to employ any Subcontractor, Supplier, or other person or organization to furnish or perform any of the Work against whom the Contractor has a reasonable objection.

If the Owner requires identity of certain Subcontractors, Suppliers, or other persons or organizations (including those who are to furnish the principal items of material and equipment) to be submitted to Owner in advance of the specified date prior to the Effective Date of the Agreement for acceptance by Owner and if Contractor has submitted a list thereof in accordance with the project Specifications, Owner's acceptance (either in writing or by failing to make written objection thereto by the date indicated for acceptance or objection in the bidding documents or the Contract Documents) of any such Subcontractor, Supplier, or other person or organization so identified may be revoked on the basis of reasonable objection after due investigation, in which case Contractor shall submit an acceptable substitute, the Contract Price will be increased by the difference in the cost occasioned by such substitution and an appropriate Change Order will be issued or Written Amendment signed. No acceptance by Owner of any such Subcontractor, Supplier, or other person or organization shall constitute a waiver of any right of Owner to reject defective Work.

**14.00 ACCIDENT PREVENTION:** Precaution shall be exercised at all times for the protection of persons (including employees) and property. The safety provisions of applicable laws, building and construction codes shall be observed. Machinery, equipment, and all hazards shall be guarded or eliminated in accordance with the safety provisions of the Manual of Accident Prevention in Construction, 8th Edition, 1999, published by the Associated General Contractors of America, to the extent that such provisions are not in contravention of applicable laws. Current standards of the Occupational Safety and Health Act shall be applied, as well as the requirements contained within the current MUTCD.

**15.00 LEGAL REQUIREMENTS:** The Contractor shall do all work in such manner as to comply with all County ordinances, and laws of the County, State, and Nation as apply to the work herein outlined. The Contractor shall also obtain all necessary licenses and permits and keep necessary records as required.

**16.00 EQUAL OPPORTUNITY:** The County of Boone is an equal opportunity affirmative action employer, pursuant to federal and state law, and all respondents submitting bids shall be considered to be EEO/AA employers in compliance with federal and state laws, unless otherwise stipulated by the bidders herein.

The Contractor agrees that he will comply with all federal and state laws and regulations and local ordinances and that he will comply and cause each of his subcontractors, and directives pertaining to nondiscrimination against any person on the grounds of race, color, religion, creed, sex, age, ancestry, or national origin in connection with this Contract, including procurement of materials and lease of equipment; therefore, in accordance with the special provisions on that subject attached hereto, incorporated in and made a part of the Contract.

**17.00 DOMESTIC PURCHASING POLICY:** Contractors are encouraged to select and use materials manufactured, assembled, or produced in the United States in the performance of this contract whenever the quality and price are comparable with other goods. By submission of this bid, the vendor certifies that they are in compliance with section 34.353 and, if applicable, section 34.359 ("Missouri Domestic Products Procurement Act") of the Revised Statutes of Missouri, 1987.



**18.00 TRANSIENT EMPLOYERS:** Every transient employer, as defined in Section 285.230 RSMo, must post in a prominent and easily accessible place at the work site a clearly legible copy of the following: (1) the notice of registration for employer withholding issued to such transient employer by the director of revenue; (2) proof of coverage for workers' compensation insurance or self-insurance signed by the transient employer and verified by the department of revenue through the records of the division of workers' compensation; and (3) the notice of registration for unemployment insurance issued to such transient employer by the division of employment security. Any transient employer failing to comply with these requirements shall, under Section 285.234 RSMo, be liable for a penalty of five hundred dollars per day until the notices required by this section are posted as required by law.

**19.00 PROTECTION OF WORK:** The Contractor shall take all necessary steps to protect his own workers, the utility personnel, and the public from unnecessary danger or hazard during the prosecution of this work. Danger signs, warning signs, flares, lanterns, railings, barriers, sheeting, shoring, etc, shall be erected to prevent accidents from construction, falling objects, rotating machinery, electric lines and other conditions which might prevent unusual hazard.

**20.00 OVERHEAD LINE PROTECTION:** The Contractor is aware of the provisions of the Overhead Power Line Safety Act, 319.075 to 319.090 RSMo, and agrees to comply with the provisions thereof. Contractor understands that it is their duty to notify any utility operating high voltage overhead lines and make appropriate arrangements with said utility if the performance of contract would cause any activity within ten feet of any high voltage overhead line. To the fullest extent permitted by law, Contractor shall indemnify, hold harmless and defend the County, its directors, officers, agents, and employees from and against all claims, damages, losses and expenses (including but not limited to attorney's fees) arising by reason of any act or failure to act, negligent or otherwise, of Contractor, of any subcontractor (meaning anyone, including but not limited to consultants having a contract with contractor or a subcontract for part of the services), of anyone directly or indirectly employed by contractor or by any subcontractor, or of anyone for whose acts the contractor or its subcontractor may be liable, in connection with any claims arising under the Overhead Power Line Safety Act. Contractor expressly waives any action for Contribution against the County on behalf of the Contractor, any subcontractor (meaning anyone, including but not limited to consultants having a contract with contractor or a subcontract for part of the services), anyone directly or indirectly employed by contractor or by any subcontractor, or of anyone for whose acts the contractor or its subcontractor may be liable, and agrees to provide a copy of this waiver to any party affected by this provision.

**21.00 OSHA PROGRAM REQUIREMENTS:** The Contractor is familiar with the requirements of 292.675 RSMo. The Contractor shall provide a ten-hour Occupational Safety and Health Administration (OSHA) construction safety program for their on-site employees, subcontractors, or others acting on behalf of Contractor on-site which meets the requirements of 292.675 RSMo.

The Contractor and each subcontractor shall keep accurate records of those employees who are working on-site and a record of each such employee's completion of the OSHA program, and certify compliance by affidavit at the conclusion of the project.

The Contractor shall forfeit as a penalty to the County the sum of Two Thousand Five Hundred Dollars (\$2,500.00) plus One Hundred Dollars (\$100.00) for each employee employed by the Contractor or subcontractor, for each calendar day, or portion thereof, such employee is found to be employed in violation of 292.675 RSMo. Said amounts shall be withheld from all sums and amounts due under this provision when making payments to the Contractor.

**22.00 PAYMENT:** This will be a lump sum payment contract upon acceptance by Boone County. Contractor must submit an invoice and charges must only include prices listed in the vendor's bid response. No additional fees or taxes shall be included as additional charges. The County's purchase order must appear on the invoice. The County agrees to pay the invoice within thirty (30) days from receipt of a correct invoice and all other required documents.

**23.00 INVOICES:** Invoices should be submitted to Boone County Joint Communications, Attn: Pat Schreiner for payment 30 days after receipt of a correct and valid invoice. The billing address is Boone County Joint Communications, 17 N 7th Street, Suite A, Columbia, MO 65201.

**24.00 Bid Clarification:** Any questions or clarifications concerning bid documents should be addressed in writing, PRIOR TO BID OPENING, to Melinda Bobbitt, Director of Purchasing, 613 E. Ash Street, Room 110, Columbia, Missouri 65201. Phone: (573) 886-4391 Fax: (573) 886-4390 or Email: [mbobbitt@boonecountymo.org](mailto:mbobbitt@boonecountymo.org).

### 3. Response Presentation and Review

- 3.1. **RESPONSE CONTENT** – In order to enable direct comparison of competing Responses, Bidder must submit Response in strict conformity to the requirements stated herein. Failure to adhere to all requirements may result in Bidder's Response being disqualified as non-responsive. All Responses must be submitted using the provided Response Sheet. Every question must be answered and if not applicable, the section must contain "N/A". Manufacturer's published specifications for the items requested shall be included with the response.
- 3.2. **SUBMITTAL OF RESPONSES** – Responses MUST be received by the date and time notes on the title page under "Bid Submission Information and Deadline". NO EXCEPTIONS. The County is not responsible for late or incorrect deliveries from the US Postal Service or any other mail carrier.
- 3.3. **Advice of Award** – If you wish to be advised of the outcome of this Bid, the results may be viewed on the County's web page at [www.showmeboone.com](http://www.showmeboone.com).
- 3.4. **BID OPENING** – On the date and time and at the location specified on the title page, all Responses will be opened in public. Brief summary information from each will be read aloud, and any person present will be allowed, under supervision, to scan any Response. In the event only one bid is received by the date and time of the bid opening, County reserves the right to not open the bid and extend the Closing Date for the purpose of inviting bid responses from more vendors in the interest of establishing competition.
- 3.5. **Removal from Vendor Database** – If any prospective Bidder currently in our Vendor Database to whom the Bid was sent elects not to submit a Response and fails to reply in writing stating reason for not bidding, that Bidder's name may be removed from our database. Other reasons for removal include unwillingness or inability to show financial responsibility, reported poor performance, unsatisfactory service, or repeated inability to meet delivery requirements.
- 3.6. **RESPONSE CLARIFICATION** – The County reserves the right to request additional written or oral information from Bidders in order to obtain clarification of their Responses.
- 3.7. **Rejection or Correction of Responses** – The County reserves the right to reject any or all Responses. Minor irregularities or informalities in any Response which are immaterial or inconsequential in nature, and are neither affected by law nor at substantial variance with Bid conditions, may be waived at our discretion whenever it is determined to be in the County's best interest.
- 3.8. **EVALUATION PROCESS** – The County's sole purpose in the evaluation process is to determine from among the Responses received which one is best suited to meet the County's needs at the lowest possible cost. Any final analysis or weighted point score does not imply that one Bidder is superior to another, but simply that in our judgment the Contract selected appears to offer the best overall solution for our current and anticipated needs at the lowest possible cost.
- 3.9. **Method of Evaluation** – The County will evaluate submitted Responses in relation to all aspects of this Bid.
- 3.10. **Acceptability** – The County reserves the sole right to determine whether goods and/or services offered are acceptable for County use.
- 3.11. **Endurance of Pricing** – Bidder's pricing must be held until contract execution or 60 days, whichever comes first.

**4. Response Form**

Company Name: \_\_\_\_\_  
 Address: \_\_\_\_\_  
 City/Zip: \_\_\_\_\_  
 Phone Number: \_\_\_\_\_  
 E-Mail: \_\_\_\_\_  
 Fax Number: \_\_\_\_\_

Federal Tax I.D. \_\_\_\_\_  
 Corporation  
 Partnership – Name \_\_\_\_\_  
 Individual/Proprietorship – Individual Name \_\_\_\_\_  
 Other (Specify) \_\_\_\_\_

**4.00 PRICING**

4.01. Radio Tower Assembly and Erection at the ECC Site per the requirements stated herein.

\_\_\_\_\_ DOLLARS and \_\_\_\_\_ CENTS  
 (Quoted cost in print)  
 \$ \_\_\_\_\_ /LUMP SUM

4.02. Work will begin on project \_\_\_\_\_ days after receipt of Notice to Proceed.

4.03. Work will be completed \_\_\_\_\_ days after receipt of Notice to Proceed.

4.04. **Subcontracting:** If Vendor proposes to use subcontractors for this work, list the names of the firms and the work to be assigned in spaces below.

<u>Subcontractor Name/Address</u>	<u>Work Assigned</u>
_____	_____
_____	_____

4.05. The undersigned offers to furnish and deliver the articles or services as specified at the prices and terms stated and in strict accordance with all requirements contained in the Request for Bid which have been read and understood, and all of which are made part of this order. By submission of this bid, the vendor certifies that they are in compliance with Section 34.353 and, if applicable, Section 34.359 (Missouri Domestic Products Procurement Act) of the Revised Statutes of Missouri.

Authorized Representative (Sign By Hand): \_\_\_\_\_  
 Date: \_\_\_\_\_

Print Name and Title of Authorized Representative:  
 \_\_\_\_\_

## STATEMENT OF BIDDER'S QUALIFICATIONS

Each bidder for the work included in the specifications and plans and the Contract Documents shall submit with their bid the data requested in the following schedule of information. This data must be included in and made a part of each bid document and be contained in the sealed envelope. Failure to comply with this instruction may be regarded as justification for rejecting the Contractor's proposal.

1. Name of Bidder: \_\_\_\_\_
2. Business Address: \_\_\_\_\_
3. When Organized: \_\_\_\_\_
4. When Incorporated: \_\_\_\_\_
5. List federal tax identification number: \_\_\_\_\_  
If not incorporated, state type of business (sole proprietor, partnership, or other) \_\_\_\_\_
6. Number of years engaged in business under present firm name: \_\_\_\_\_
7. If you have done business under a different name, please give name and business location under that name: \_\_\_\_\_
8. Percent of work done by own staff: \_\_\_\_\_
9. Have you ever failed to complete any work awarded to your company? If so, where and why? \_\_\_\_\_
10. Have you ever defaulted on a contract? \_\_\_\_\_ If so, give \_\_\_\_\_
11. List of contracts completed within the last three years for work similar in scope to that described in this bid, including value of each. \_\_\_\_\_
12. List of projects currently in progress: \_\_\_\_\_

**\* Attach additional sheets as necessary \***



**Boone County Purchasing**  
613 E. Ash, Room 110  
Columbia, MO 65201

### ***Standard Terms and Conditions***

Melinda Bobbitt, CPPO, CPPB, Director of Purchasing  
Phone: (573) 886-4391 – Fax: (573) 886-4390

---

1. Contractor shall comply with all applicable federal, state, and local laws and failure to do so, in County's sole discretion, shall give County the right to terminate this Contract.
2. Responses shall include all charges for packing, delivery, installation, etc., (unless otherwise specified) to the Boone County Department identified in the Request for Bid and/or Proposal.
3. The Boone County Commission has the right to accept or reject any part or parts of all bids, to waive technicalities, and to accept the offer the County Commission considers the most advantageous to the County. Boone County reserves the right to award this bid on an item-by-item basis, or an "all or none" basis, whichever is in the best interest of the County.
4. Bidders must use the bid forms provided for the purpose of submitting bids, must return the bid and bid sheets comprised in this bid, give the unit price, extended totals, and sign the bid. The Purchasing Director reserves the right, when only one bid has been received by the bid closing date, to delay the opening of bids to another date and time in order to revise specifications and/or establish further competition for the commodity or service required. The one (1) bid received will be retained unopened until the new Closing date, or at request of bidder, returned unopened for re-submittal at the new date and time of bid closing.
5. When products or materials of any particular producer or manufacturer are mentioned in our specifications, such products or materials are intended to be descriptive of type or quality and not restricted to those mentioned.
6. Do not include Federal Excise Tax or Sales and Use Taxes in bid process, as law exempts the County from them.
7. The delivery date shall be stated in definite terms, as it will be taken into consideration in awarding the bid.
8. The County Commission reserves the right to cancel all or any part of orders if delivery is not made or work is not started as guaranteed. In case of delay, the Contractor must notify the Purchasing Department.
9. In case of default by the Contractor, the County of Boone will procure the articles or services from other sources and hold the Bidder responsible for any excess cost occasioned thereby.
10. Failure to deliver as guaranteed may disqualify Bidder from future bidding.
11. Prices must be as stated in units of quantity specified, and must be firm. Bids qualified by escalator clauses may not be considered unless specified in the bid specifications.

12. No bid transmitted by fax machine or e-mail will be accepted.
13. The County of Boone, Missouri expressly denies responsibility for, or ownership of any item purchased until same is delivered to the County and is accepted by the County.
14. The County reserves the right to award to one or multiple respondents. The County also reserves the right to not award any item or group of items if the services can be obtained from a state or other governmental entities contract under more favorable terms.
15. The County, from time to time, uses federal grant funds for the procurement of goods and services. Accordingly, the provider of goods and/or services shall comply with federal laws, rules and regulations applicable to the funds used by the County for said procurement, and contract clauses required by the federal government in such circumstances are incorporated herein by reference. These clauses can generally be found in the Federal Transit Administration's Best Practices Procurement Manual – Appendix A. Any questions regarding the applicability of federal clauses to a particular bid should be directed to the Purchasing Department prior to bid opening.
16. In the event of a discrepancy between a unit price and an extended line item price, the unit price shall govern.
17. Should an audit of Contractor's invoices during the term of the Agreement, and any renewals thereof, indicate that the County has remitted payment on invoices that constitute an over-charging to the County above the pricing terms agreed to herein, the Contractor shall issue a refund check to the County for any over-charges within 30-days of being notified of the same.
18. **For all titled vehicles and equipment the dealer must use the actual delivery date to the County on all transfer documents** including the Certificate of Origin (COO,) Manufacturer's Statement of Origin (MSO,) Bill of Sale (BOS,) and Application for Title.
19. **Equipment and serial and model numbers** - The contractor is strongly encouraged to include equipment serial and model numbers for all amounts invoiced to the County. If equipment serial and model numbers are not provided on the face of the invoice, such information may be required by the County before issuing payment.

## INSTRUCTIONS FOR COMPLIANCE WITH HOUSE BILL 1549

House Bill 1549 addresses the Department of Homeland Security's and the Social Security Administration's E-Verify Program (Employment Eligibility Verification Program) that requires the County to verify "lawful presence" of individuals when we contract for work/service; verify that contractor has programs to verify lawful presence of their employees when contracts exceed \$5,000; and a requirement for OSHA safety training for public works projects.

The County is required to obtain certification that the bidder awarded the attached contract participates in a federal work authorization program. To obtain additional information on the Department of Homeland Security's E-Verify program, go to:

<http://www.uscis.gov/portal/site/uscis/menuitem.eb1d4c2a3e5b9ac39243c6a7543f6d1a/?vgnextoid=75bce2e261405110VgnVCM1000004718190aRCRD&vgnnextchannel=75bce2e261405110VgnVCM1000004718190aRCRD>

Please complete and return form *Work Authorization Certification Pursuant to 285.530 RSMo* if your contract amount is in excess of \$5,000. **Attach to this form the first and last page of the *E-Verify Memorandum of Understanding* that you completed when enrolling.**



**WORK AUTHORIZATION CERTIFICATION  
PURSUANT TO 285.530 RSMo  
(FOR ALL AGREEMENTS IN EXCESS OF \$5,000.00)**

County of \_\_\_\_\_ )  
 )ss  
State of \_\_\_\_\_ )

My name is \_\_\_\_\_. I am an authorized agent of \_\_\_\_\_  
\_\_\_\_\_(Bidder). This business is enrolled and participates in a federal work authorization program for all employees working in connection with services provided to the County. This business does not knowingly employ any person that is an unauthorized alien in connection with the services being provided. Documentation of participation in a federal work authorization program is attached hereto.

Furthermore, all subcontractors working on this contract shall affirmatively state in writing in their contracts that they are not in violation of Section 285.530.1, shall not thereafter be in violation and submit a sworn affidavit under penalty of perjury that all employees are lawfully present in the United States.

\_\_\_\_\_  
Affiant Date

\_\_\_\_\_  
Printed Name

Subscribed and sworn to before me this \_\_\_\_ day of \_\_\_\_\_, 20\_\_.

\_\_\_\_\_  
Notary Public

**Attach to this form the first and last page of the *E-Verify Memorandum of Understanding* that you completed when enrolling.**

## CERTIFICATION OF INDIVIDUAL BIDDER

Pursuant to Section 208.009 RSMo, any person applying for or receiving any grant, contract, loan, retirement, welfare, health benefit, post secondary education, scholarship, disability benefit, housing benefit or food assistance who is over 18 must verify their lawful presence in the United States. Please indicate compliance below. Note: A parent or guardian applying for a public benefit on behalf of a child who is citizen or permanent resident need not comply.

- \_\_\_\_1. I have provided a copy of documents showing citizenship or lawful presence in the United States. (Such proof may be a Missouri driver's license, U.S. passport, birth certificate, or immigration documents). Note: If the applicant is an alien, verification of lawful presence must occur prior to receiving a public benefit.
- \_\_\_\_2. I do not have the above documents, but provide an affidavit (copy attached) which may allow for temporary 90 day qualification.
- \_\_\_\_3. I have provided a completed application for a birth certificate pending in the State of \_\_\_\_\_. Qualification shall terminate upon receipt of the birth certificate or determination that a birth certificate does not exist because I am not a United States citizen.

\_\_\_\_\_  
Applicant

\_\_\_\_\_  
Date

\_\_\_\_\_  
Printed Name

**AFFIDAVIT**  
**(Only Required for Individual Bidder Certification Option #2)**

State of Missouri                    )  
  )SS.  
County of \_\_\_\_\_            )

I, the undersigned, being at least eighteen years of age, swear upon my oath that I am either a United States citizen or am classified by the United States government as being lawfully admitted for permanent residence.

\_\_\_\_\_  
Date

\_\_\_\_\_  
Signature

\_\_\_\_\_  
Social Security Number  
or Other Federal I.D. Number

\_\_\_\_\_  
Printed Name

On the date above written \_\_\_\_\_ appeared before me and swore that the facts contained in the foregoing affidavit are true according to his/her best knowledge, information and belief.

\_\_\_\_\_  
Notary Public

My Commission Expires:

**(Please complete and return with Bid)**

Certification Regarding  
Debarment, Suspension, Ineligibility and Voluntary Exclusion  
Lower Tier Covered Transactions

This certification is required by the regulations implementing Executive Order 12549, Debarment and Suspension, 29 CFR Part 98 Section 98.510, Participants' responsibilities. The regulations were published as Part VII of the May 26, 1988, Federal Register (pages 19160-19211).

**(BEFORE COMPLETING CERTIFICATION, READ INSTRUCTIONS FOR CERTIFICATION)**

- (1) The prospective recipient of Federal assistance funds certifies, by submission of this proposal, that neither it nor its principals are presently debarred, suspended, proposed for debarment, declared ineligible, or voluntarily excluded from participation in this transaction by any Federal department or agency.
- (2) Where the prospective recipient of Federal assistance funds is unable to certify to any of the statements in this certification, such prospective participant shall attach an explanation to this proposal.

---

Name and Title of Authorized Representative

---

Signature

---

Date

**ANTI-COLLUSION STATEMENT**

STATE OF MISSOURI

COUNTY OF \_\_\_\_\_

\_\_\_\_\_, being first duly sworn, deposes and

says that he is \_\_\_\_\_

(Title of Person Signing)

of \_\_\_\_\_

(Name of Bidder)

that all statements made and facts set out in the proposal for the above project are true and correct; and the bidder (person, firm, association, or corporation making said bid) has not, either directly or indirectly, entered into any agreement, participated in any collusion, or otherwise taken any action in restraint of free competitive bidding in connection with said bid or any contract which may result from its acceptance.

Affiant further certifies that bidder is not financially interested in, or financially affiliated with, any other bidder for the above project

By \_\_\_\_\_ By \_\_\_\_\_

By \_\_\_\_\_

Sworn to before me this \_\_\_\_\_ day of \_\_\_\_\_, 20 \_\_\_\_\_

\_\_\_\_\_  
Notary Public

My Commission Expires \_\_\_\_\_

**SIGNATURE AND IDENTITY OF BIDDER**

The undersigned states that the correct LEGAL NAME and ADDRESS of (1) the individual Bidder, (2) each partner or joint venture (whether individuals or corporations, and whether doing business under fictitious name), or (3) the corporation (with the state in which it is incorporated) are shown below; that (if not signing with the intention of binding himself to become the responsible and sole Contractor) he is the agent of, and duly authorized in writing to sign for the Bidder or Bidders; and that he is signing and executing this (as indicated in the proper spaces below) as the proposal of a:

- sole individual                       partnership                       joint venture  
 corporation, incorporated under laws of the state of \_\_\_\_\_

Dated \_\_\_\_\_, 20 \_\_\_\_\_

Name of individual, all partners, or joint venturers:

Address of each:

_____	_____
_____	_____
_____	_____
_____	_____

Address of principal place of business in doing business under the name of:

\_\_\_\_\_  
(If using a fictitious name, show this name above in addition to legal names.)

\_\_\_\_\_  
(If a corporation - show its name above)

ATTEST:

\_\_\_\_\_  
(Secretary)

\_\_\_\_\_  
(Title)

NOTE: If the Bidder is doing business under a FICTITIOUS NAME, the Proposal shall be executed in the legal name of the individual, partners, joint venturers, or corporation, with the legal address shown, and the REGISTRATION OF FICTITIOUS NAME filed with the Secretary of State, as required by Section 417.200 to 417.230, RS Mo. shall be attached. If the Bidder is a CORPORATION NOT ORGANIZED UNDER THE LAWS OF MISSOURI, it shall procure a CERTIFICATE OF AUTHORITY

TO DO BUSINESS IN MISSOURI, as required by Section 351.570 and following, RS Mo. A CERTIFIED COPY of such Registration of Fictitious Name or Certificate of Authority to do Business in Missouri shall be filed with the Engineer.

**BIDDER'S ACKNOWLEDGMENT**

(Complete and fill out all parts applicable, and strike out all parts not applicable.)

State of \_\_\_\_\_ County of \_\_\_\_\_

On this \_\_\_\_\_ day of \_\_\_\_\_, 20 \_\_\_\_\_

before me appeared \_\_\_\_\_ to me personally known, who, being by me first duly sworn, did say that he executed the foregoing Proposal with full knowledge and understanding of all its terms and provisions and of the plans and specifications; that the correct legal name and address of the Bidder (including those of all partners of joint ventures if fully and correctly set out above; that all statements made therein by or for the Bidder are true; and (if a sole individual) acknowledged that he executed the same as his free act and deed.

(if a partnership or joint venture) acknowledged that his executed same, with written authority from, and as the free act and deed of, all said partners or joint ventures.

(if a corporation) that he is the \_\_\_\_\_  
President or other agent

of \_\_\_\_\_; that the above Proposal was signed and sealed in behalf of said corporation by authority of its board of directors; and he acknowledged said proposal to be the free act and deed of said corporation.

Witness my hand and seal at, \_\_\_\_\_ the day and year first above written. (SEAL)


\_\_\_\_\_  
Notary Public

My Commission expires \_\_\_\_\_, 20\_\_\_\_\_.

# Missouri

## Division of Labor Standards

WAGE AND HOUR SECTION



JEREMIAH W. (JAY) NIXON, Governor

## Annual Wage Order No. 22

Section 010  
**BOONE COUNTY**

In accordance with Section 290.262 RSMo 2000, within thirty (30) days after a certified copy of this Annual Wage Order has been filed with the Secretary of State as indicated below, any person who may be affected by this Annual Wage Order may object by filing an objection in triplicate with the Labor and Industrial Relations Commission, P.O. Box 599, Jefferson City, MO 65102-0599. Such objections must set forth in writing the specific grounds of objection. Each objection shall certify that a copy has been furnished to the Division of Labor Standards, P.O. Box 449, Jefferson City, MO 65102-0449 pursuant to 8 CSR 20-5.010(1). A certified copy of the Annual Wage Order has been filed with the Secretary of State of Missouri.

Original Signed by

John E. Lindsey, Director  
Division of Labor Standards

This Is A True And Accurate Copy Which Was Filed With The Secretary of State: March 10, 2015

Last Date Objections May Be Filed: April 9, 2015

Prepared by Missouri Department of Labor and Industrial Relations



OCCUPATIONAL TITLE	** Date of Increase	*	Basic Hourly Rates	Over-Time Schedule	Holiday Schedule	Total Fringe Benefits
Asbestos Worker (H & F) Insulator			\$32.06	55	60	\$20.71
Boilermaker	8/15		\$34.76	57	7	\$28.00
Bricklayer and Stone Mason	6/15		\$28.95	59	7	\$16.25
Carpenter	6/15		\$24.75	60	15	\$15.55
Cement Mason	6/15		\$26.83	9	3	\$11.95
Communication Technician	6/15		\$31.35	28	7	\$12.70 + 13%
Electrician (Inside Wireman)	6/15		\$31.35	28	7	\$12.70 + 13%
Electrician (Outside-Line Construction)\Lineman	9/15		\$42.52	43	45	\$5.00 + 36.5%
Lineman Operator	9/15		\$36.70	43	45	\$5.00 + 36.5%
Groundman	9/15		\$28.38	43	45	\$5.00 + 36.5%
Elevator Constructor		a	\$44.37	26	54	\$28.385
Glazier	10/15		\$26.57	122	76	\$11.33
Ironworker	8/15		\$28.41	11	8	\$24.04
Laborer (Building):						
General			\$21.71	42	44	\$12.84
First Semi-Skilled			\$23.71	42	44	\$12.84
Second Semi-Skilled			\$22.71	42	44	\$12.84
Lather			USE CARPENTER RATE			
Linoleum Layer and Cutter	6/15		\$24.63	60	15	\$15.55
Marble Mason	10/15		\$21.66	124	74	\$12.68
Marble Finisher	10/15		\$14.14	124	74	\$9.08
Millwright	6/15		\$25.75	60	15	\$15.55
Operating Engineer						
Group I	6/15		\$28.66	86	66	\$24.01
Group II	6/15		\$28.66	86	66	\$24.01
Group III	6/15		\$27.41	86	66	\$24.01
Group III-A	6/15		\$28.66	86	66	\$24.01
Group IV	6/15		\$26.43	86	66	\$24.01
Group V	6/15		\$29.36	86	66	\$24.01
Painter	6/15		\$22.94	18	7	\$11.33
Pile Driver	6/15		\$25.75	60	15	\$15.55
Pipe Fitter	7/15	b	\$37.00	91	69	\$26.68
Plasterer	6/15		\$25.40	94	5	\$12.00
Plumber	7/15	b	\$37.00	91	69	\$26.68
Roofer \ Waterproofer	10/15		\$29.30	12	4	\$14.87
Sheet Metal Worker	7/15		\$31.14	40	23	\$16.24
Sprinkler Fitter - Fire Protection	6/15		\$32.39	33	19	\$19.05
Terrazzo Worker			\$28.73	124	74	\$14.38
Terrazzo Finisher			\$18.68	124	74	\$14.38
Tile Setter	10/15		\$21.66	124	74	\$12.68
Tile Finisher	10/15		\$14.14	124	74	\$9.08
Traffic Control Service Driver			\$26.415	22	55	\$9.045
Truck Driver-Teamster						
Group I			\$25.30	101	5	\$10.70
Group II			\$25.95	101	5	\$10.70
Group III			\$25.45	101	5	\$10.70
Group IV			\$25.95	101	5	\$10.70

Fringe Benefit Percentage is of the Basic Hourly Rate

\*\*Annual Incremental Increase

OCCUPATIONAL TITLE	** Date of Increase	Basic Hourly Rates	Over-Time Schedule	Holiday Schedule	Total Fringe Benefits

\* Welders receive rate prescribed for the occupational title performing operation to which welding is incidental.

Use Building Construction Rates on Building construction in accordance with the classifications of construction work established in 8 CSR 30-3.040(2).

Use Heavy Construction Rates on Highway and Heavy construction in accordance with the classifications of construction work established in 8 CSR 30-3.040(3).

a - Vacation: Employees over 5 years - 8%; Employees under 5 years - 6%

\*\*b - All work over \$7 Mil. Total Mech. Contract - \$37.00, Fringes - \$26.68

All work under \$7 Mil. Total Mech. Contract - \$35.66, Fringes - \$21.29

c - Vacation: Employees after 1 year - 2%; Employees after 2 years - 4%; Employees after 10 years - 6%

**REPLACEMENT PAGE  
BOONE COUNTY  
BUILDING CONSTRUCTION OVERTIME SCHEDULE**

**FED:** Minimum requirement per Fair Labor Standards Act means time and one-half (1 ½) shall be paid for all work in excess of forty (40) hours per work week.

**NO. 9:** Means the regular workday starting time of 8:00 a.m. (and resulting quitting time of 4:30 p.m.) may be moved forward to 6:00 a.m. or delayed one hour to 9:00 a.m. All work performed in excess of the regular work day and on Saturday shall be compensated at one and one-half (1½) times the regular pay. In the event time is lost during the work week due to weather conditions, the Employer may schedule work on the following Saturday at straight time. All work accomplished on Sunday and holidays shall be compensated for at double the regular rate of wages. The work week shall be Monday through Friday, except for midweek holidays.

**NO. 11:** Means eight (8) hours shall constitute a day's work, with the starting time to be established between 6:00 a.m. and 8:00 a.m. from Monday to Friday. Time and one-half (1½) shall be paid for first two (2) hours of overtime Monday through Friday and the first eight (8) hours on Saturday. All other overtime hours Monday through Saturday shall be paid at double (2) time rate. Double (2) time shall be paid for all time on Sunday and recognized holidays or the days observed in lieu of these holidays.

**NO. 12:** Means the work week shall commence on Monday at 12:01 a.m. and shall continue through the following Friday, inclusive of each week. All work performed by employees anywhere in excess of forty (40) hours in one (1) work week, shall be paid for at the rate of one and one-half (1½) times the regular hourly wage scale. All work performed within the regular working hours which shall consist of a ten (10) hour work day except in emergency situations. Overtime work and Saturday work shall be paid at one and one-half (1½) times the regular hourly rate. Work on recognized holidays and Sundays shall be paid at two (2) times the regular hourly rate.

**NO. 18:** Means the regular work day shall be eight (8) hours. Working hours are from six (6) hours before Noon (12:00) to six (6) hours after Noon (12:00). The regular work week shall be forty (40) hours, beginning between 6:00 a.m. and 12:00 Noon on Monday and ending between 1:00 p.m. and 6:00 p.m. on Friday. Saturday will be paid at time and one-half (1½). Sunday and Holidays shall be paid at double (2) time. Saturday can be a make-up day if the weather has forced a day off, but only in the week of the day being lost. Any time before six (6) hours before Noon or six (6) hours after Noon will be paid at time and one-half (1½).

**NO. 22:** Means a regular work week of forty (40) hours will start on Monday and end on Friday. The regular work day shall be either eight (8) or ten (10) hours. If a crew is prevented from working forty (40) hours Monday through Friday, or any part thereof by reason of inclement weather, Saturday or any part thereof may be worked as a make-up day at the straight time rate. Employees who are part of a regular crew on a make-up day, notwithstanding the fact that they may not have been employed the entire week, shall work Saturday at the straight time rate. A workday is to begin between 6:00 a.m. and 9:00 a.m. However, the project starting time may be advanced or delayed if mutually agreed to by the interest parties. For all time worked on recognized holidays, or days observed as such, double (2) time shall be paid.

**NO. 26:** Means that the regular working day shall consist of eight (8) hours worked between 6:00 a.m., and 5:00 p.m., five (5) days per week, Monday to Friday, inclusive. Hours of work at each jobsite shall be those established by the general contractor and worked by the majority of trades. (The above working hours may be changed by mutual agreement). Work performed on Construction Work on Saturdays, Sundays and before and after the regular working day on Monday to Friday, inclusive, shall be classified as overtime, and paid for at double (2) the rate of single time. The employer may establish hours worked on a jobsite for a four (4) ten (10) hour day work week at straight time pay for construction work; the regular working day shall consist of ten (10) hours worked consecutively, between 6:00 a.m. and 6:00 p.m., four (4) days per week, Monday to Thursday, inclusive. Any work performed on Friday, Saturday, Sunday and holidays, and before and after the regular working day on Monday to Thursday where a four (4) ten (10) hour day workweek has been established, will be paid at two times (2) the single time rate of pay. The rate of pay for all work performed on holidays shall be at two times (2) the single time rate of pay.

**REPLACEMENT PAGE  
BOONE COUNTY  
BUILDING CONSTRUCTION OVERTIME SCHEDULE**

**NO. 28:** Means a regular workday shall consist of eight (8) hours between 7:00 a.m. and 5:30 p.m., with at least a thirty (30) minute period to be taken for lunch. Five (5) days a week, Monday through Friday inclusive, shall constitute a work week. The Employer has the option for a workday/workweek of four (4) ten (10) hour days (4-10's) provided:

- The project must be for a minimum of four (4) consecutive days.
- Starting time may be within one (1) hour either side of 8:00 a.m.
- Work week must begin on either a Monday or Tuesday: If a holiday falls within that week it shall be a consecutive work day. (Alternate: If a holiday falls in the middle of a week, then the regular eight (8) hour schedule may be implemented).
- Any time worked in excess of any ten (10) hour work day (in a 4-10 hour work week) shall be at the appropriate overtime rate.

All work outside of the regular working hours as provided, Monday through Saturday, shall be paid at one & one-half (1½) times the employee's regular rate of pay. All work performed from 12:00 a.m. Sunday through 8:00 a.m. Monday and recognized holidays shall be paid at double (2) the straight time hourly rate of pay. Should employees work in excess of twelve (12) consecutive hours they shall be paid double time (2X) for all time after twelve (12) hours. Shift work performed between the hours of 4:30 p.m. and 12:30 a.m. (second shift) shall receive eight (8) hours pay at the regular hourly rate of pay plus ten (10%) percent for seven and one-half (7½) hours work. Shift work performed between the hours of 12:30 a.m. and 8:00 a.m. (third shift) shall receive eight (8) hours pay at the regular hourly rate of pay plus fifteen (15%) percent for seven (7) hours work. A lunch period of thirty (30) minutes shall be allowed on each shift. All overtime work required after the completion of a regular shift shall be paid at one and one-half (1½) times the shift hourly rate.

**NO. 33:** Means the standard work day and week shall be eight (8) consecutive hours of work between the hours of 6:00 a.m. and 6:00 p.m., excluding the lunch period Monday through Friday, or shall conform to the practice on the job site. Four (4) days at ten (10) hours a day may be worked at straight time, Monday through Friday and need not be consecutive. All overtime, except for Sundays and holidays shall be at the rate of time and one-half (1½). Overtime worked on Sundays and holidays shall be at double (2) time.

**NO. 40:** Means the regular working week shall consist of five (5) consecutive (8) hour days' labor on the job beginning with Monday and ending with Friday of each week. Four (4) 10-hour days may constitute the regular work week. The regular working day shall consist of eight (8) hours labor on the job beginning as early as 6:00 a.m. and ending as late as 5:30 p.m. All full or part time labor performed during such hours shall be recognized as regular working hours and paid for at the regular hourly rate. All hours worked on Saturday and all hours worked in excess of eight (8) hours but not more than twelve (12) hours during the regular working week shall be paid for at time and one-half (1½) the regular hourly rate. All hours worked on Sundays and holidays and all hours worked in excess of twelve (12) hours during the regular working day shall be paid at two (2) times the regular hourly rate. In the event of rain, snow, cold or excessively windy weather on a regular working day, Saturday may be designated as a "make-up" day. Saturday may also be designated as a "make-up" day, for an employee who has missed a day of work for personal or other reasons. Pay for "make-up" days shall be at regular rates.

**REPLACEMENT PAGE  
BOONE COUNTY  
BUILDING CONSTRUCTION OVERTIME SCHEDULE**

**NO. 42:** Means eight (8) hours between the hours of 8:00 a.m. and 4:30 p.m. shall constitute a work day. The starting time may be advanced one (1) or two (2) hours. Employees shall have a lunch period of thirty (30) minutes. The Employer may provide a lunch period of one (1) hour, and in that event, the workday shall commence at 8:00 a.m. and end at 5:00 p.m. The workweek shall commence at 8:00 a.m. on Monday and shall end at 4:30 p.m. on Friday (or 5:00 p.m. on Friday if the Employer grants a lunch period of one (1) hour), or as adjusted by starting time change as stated above. All work performed before 8:00 a.m. and after 4:30 p.m. (or 5:00 p.m. where one (1) hour lunch is granted for lunch) or as adjusted by starting time change as stated above or on Saturday, except as herein provided, shall be compensated at one and one-half (1½) times the regular hourly rate of pay for the work performed. All work performed on Sunday and on recognized holidays shall be compensated at double (2) the regular hourly rate of pay for the work performed. When working a five 8-hour day schedule and an Employer is prevented from working forty (40) hours Monday through Friday, or any part thereof by reason of inclement weather (rain or mud), Saturday or any part thereof may be worked as a make-up day at the straight time rate. The Employer shall have the option of working five eight (8) hour days or four ten (10) hour days Monday through Friday. If an Employer elects to work five (5) eight (8) hour days during any work week, hours worked more than eight (8) per day or forty (40) hours per week shall be paid at time and one-half (1½) the hourly rate Monday through Friday. If an Employer elects to work four (4) ten (10) hour days in any week, work performed more than ten (10) hours per day or forty (40) hours per week shall be paid at time and one-half (1½) the hourly rate Monday through Friday. If an Employer is working ten (10) hour days and loses a day due to inclement weather, they may work ten (10) hours Friday at straight time. All hours worked over the forty (40) hours Monday through Friday will be paid at time and one-half (1½) overtime rate. Overtime shall be computed at half-hour intervals. Shift Work: Two (2) or three (3) shifts shall be permitted, provided such shifts are scheduled for a minimum of three (3) consecutive days. The second shift shall begin at 4:30 p.m. and end at 12:30 a.m. with one-half (1/2) hour for lunch between 7:30 p.m. and 9:00 p.m. and shall received eighty (8) hours' pay. The third shift shall begin at 12:30 a.m. and end at 8:00 a.m. with one-half (1/2) hour for lunch between 3:30 a.m. and 5:00 a.m. and shall received (8) hour's; pay. There shall be at least one (1) foreman on each shift on jobs where more than one shift is employed, provided that there are two (2) or more employees on second and on the third shifts. All shifts shall arrange to interchange working hours at the end of each week. When three shifts are used, the applicable rate must be paid from Saturday at 8:00 a.m. until the following Monday at 8:00 a.m. When three shifts are employed, the second and third shifts shall contain at least one-half (1/2) as many employees as the first shift.

**NO. 43:** Eight (8) hours shall constitute a work day between the hours of 7:00 a.m. and 4:30 p.m. Forty (40) hours within five (5) days, Monday through Friday inclusive, shall constitute the work week. Work performed in the 9th and 10th hour, Monday through Friday, shall be paid at time and one-half (1½) the regular straight time rate of pay. Contractor has the option to pay two (2) hours per day at the time and one-half (1½) the regular straight time rate of pay between the hours of 6:00 a.m. and 5:30 p.m., Monday through Friday. Work performed outside the regularly scheduled working hours and on Saturdays, Sundays and recognized legal holidays, or days celebrated as such, shall be paid for at the rate of double (2) time.

**NO. 55:** Means the regular work day shall be eight (8) hours between 6:00 a.m. and 4:30 p.m. The first two (2) hours of work performed in excess of the eight (8) hour work day, Monday through Friday, and the first ten (10) hours of work on Saturday, shall be paid at one & one-half (1½) times the straight time rate. All work performed on Sunday, observed holidays and in excess of ten (10) hours a day, Monday through Saturday, shall be paid at double (2) the straight time rate.

**NO. 57:** Means eight (8) hours per day shall constitute a day's work and forty (40) hours per week, Monday through Friday, shall constitute a week's work. The regular starting time shall be 8:00 a.m. If a second or third shift is used, the regular starting time of the second shift shall be 4:30 p.m. and the regular starting period for the third shift shall be 12:30 a.m. These times may be adjusted by the employer. The day shift shall work a regular eight (8) hours shift as outlined above. Employees working a second shift shall receive an additional \$0.25 above the regular hourly rate and perform seven and one-half (7½) hours work for eight (8) hours pay. Third shift employees shall be paid an additional \$0.50 above the regular hourly rate and work seven (7) hours for eight (8) hours pay. When circumstances warrant, the Employer may change the regular workweek to four (4) ten-hour days at the regular time rate of pay. All time worked before and after the established workday of eight (8) hours, Monday through Friday, and all time worked on Saturday shall be paid at the rate of time and one-half (1½) except in cases where work is part of an employee's regular Friday shift. All time worked on Sunday and recognized holidays shall be paid at the double (2) time rate of pay except in cases where work is part of an employee's previous day's shift. For all overtime hours worked \$26.71 of the fringe benefits portion of the prevailing wage shall be paid at the same overtime rate at which the cash portion of the prevailing wage is to be paid. The remaining \$1.29 of the fringe benefit portion of the prevailing wage may be paid at straight time.

**REPLACEMENT PAGE  
BOONE COUNTY  
BUILDING CONSTRUCTION OVERTIME SCHEDULE**

**NO. 59:** Means that except as herein provided, eight (8) hours a day shall constitute a standard work day, and forty (40) hours per week shall constitute a week's work. All time worked outside of the standard eight (8) hour work day and on Saturday shall be classified as overtime and paid at the rate of time and one-half (1½). All time worked on Sunday and holidays shall be classified as overtime and paid at the rate of double (2) time. The Employer has the option of working either five (5) eight hour days or four (4) ten hour days to constitute a normal forty (40) hour work week. When the four (4) ten-hour work week is in effect, the standard work day shall be consecutive ten (10) hour periods between the hours of 6:30 a.m. and 6:30 p.m. Forty (40) hours per week shall constitute a week's work, Monday through Thursday, inclusive. In the event the job is down for any reason beyond the Employer's control, then Friday and/or Saturday may, at the option of the Employer, be worked as a make-up day; straight time not to exceed ten (10) hours or forty (40) hours per week. When the five day eight (8) hour work week is in effect, forty (40) hours per week shall constitute a week's work, Monday through Friday, inclusive. In the event the job is down for any reason beyond the Employer's control, then Saturday may, at the option of the Employer, be worked as a make-up day; straight time not to exceed eight (8) hours or forty (40) hours per week. The regular starting time (and resulting quitting time) may be moved to 6:00 a.m. or delayed to 9:00 a.m. Make-up days shall not be utilized for days lost due to holidays.

**NO. 60:** Means the Employer shall have the option of working five 8-hour days or four 10-hour days Monday through Friday. If an Employer elects to work five 8-hour days during any work week, hours worked more than eight (8) per day or forty (40) per week shall be paid at time and one-half (1½) the hourly wage rate plus fringe benefits Monday through Friday. **SATURDAY MAKE-UP DAY:** If an Employer is prevented from working forty (40) hours, Monday through Friday, or any part thereof by reason of inclement weather (rain or mud), Saturday or any part thereof may be worked as a make-up day at the straight time rate. It is agreed by the parties that the make-up day is not to be used to make up time lost due to recognized holidays. If an Employer elects to work four 10-hour days, between the hours of 6:30 a.m. and 6:30 p.m. in any week, work performed more than ten (10) hours per day or forty (40) hours per week shall be paid at time and one half (1½) the hourly wage rate plus fringe benefits Monday through Friday. If an Employer is working 10-hour days and loses a day due to inclement weather, the Employer may work ten (10) hours on Friday at straight time. All hours worked over the forty (40) hours Monday through Friday will be paid at time and one-half (1½) the hourly wage rate plus fringe benefits. All Millwright work performed in excess of the regular work day and on Saturday shall be compensated for at time and one-half (1½) the regular Millwright hourly wage rate plus fringe benefits. The regular work day starting at 8:00 a.m. (and resulting quitting time of 4:30 p.m.) may be moved forward to 6:00 a.m. or delayed one (1) hour to 9:00 a.m. All work accomplished on Sundays and recognized holidays, or days observed as recognized holidays, shall be compensated for at double (2) the regular hourly rate of wages plus fringe benefits. NOTE: All overtime is computed on the hourly wage rate plus an amount equal to the fringe benefits.

**NO. 86:** The regular workday shall consist of eight (8) consecutive hours, exclusive of a thirty (30) minute lunch period, with pay at the straight time rate with all hours in excess of eight (8) hours in any one day to be paid at the applicable overtime rate at time and one-half (1½). The regular workday shall begin between the hours of 6:00 a.m. and 8:00 a.m. The Employer may have the option to schedule the work week from Monday through Thursday at ten (10) hours per day at the straight time rate of pay with all hours in excess of ten (10) hours in any one day to be paid at the applicable overtime rate at time and one-half (1½). If the Employer elects to work from Monday through Thursday and is stopped due to inclement weather, holiday or other conditions beyond the control of the Employer, they shall have the option to work Friday at the straight time rate of pay to complete the forty (40) hours for the workweek. All overtime work performed on Monday through Saturday shall be paid at time and one-half (1½) the hourly rate. Fringe benefits shall be paid at the one and one half the hourly rate. All work performed on Sundays and recognized holidays shall be paid at double (2) the hourly rate. Fringe benefits shall be paid at double the hourly rate. Shifts may be established when considered necessary by the Employer. Shift hours and rates will be as follows. If shifts are established, work on the First Shift will begin between 6:00 a.m. and 9:00 a.m. and consist of eight (8) hours of work plus one-half hour unpaid lunch. Hours worked during the first shift will be paid at the straight time rate of pay. The second shift shall start eight hours after the start of the first shift and consist of eight (8) hours of work plus one-half hour unpaid lunch. Work on the second shift will begin between 2:00 p.m. and 5:00 p.m. and be paid the straight time rate plus \$2.50 per hour. The third shift shall start eight hours after the start of the second shift and consist of eight (8) hours plus one-half hour unpaid lunch. Work on the third shift will begin between 10:00 p.m. and 1:00 a.m. and be paid the straight time rate plus \$3.50 per hour. The additional amounts that are to be paid are only applicable when working shifts. Shifts that begin on Saturday morning through those shifts which end on Sunday morning will be paid at time and one-half these rates. Shifts that begin on Sunday morning through those shifts which end on Monday morning will be paid at double time these rates.

**REPLACEMENT PAGE  
BOONE COUNTY  
BUILDING CONSTRUCTION OVERTIME SCHEDULE**

**NO. 87:** Means eight (8) hours starting between 6:00 a.m. and 8:00 a.m. and ending between 2:30 p.m. and 4:30 p.m. at the Employers discretion shall constitute a day's work. Any work prior to 6:00 a.m. or after eight (8) hours shall be paid at the overtime rate. Five (5) days from Monday through Friday inclusive shall constitute a regular work week. All hours before and after these regular hours shall be considered overtime and shall be paid for at the rate of double (2) time. All work on Saturday and Sunday shall be paid at double (2) the prevailing scale of wages.

**NO. 91:** Means eight (8) hours shall constitute a day's work commencing at 7:00 a.m. and ending at 3:30 p.m., allowing one-half (½) hour for lunch. The option exists for the Employer to use a flexible starting time between the hours of 6:00 a.m. and 9:00 a.m. The regular workweek shall consist of forty (40) hours of five (5) workdays, Monday through Friday. The workweek may consist of four (4) ten (10) hour days from Monday through Thursday, with Friday as a make-up day. If the make-up day is a holiday, the employee shall be paid at the double (2) time rate. The employees shall be paid time and one-half (1½) for work performed on Saturdays, before the regular starting time or after the regular quitting time or over eight (8) hours per work day (unless working a 10-hour work day, then time and one-half (1½) is paid for work performed over ten (10) hours a day) or over forty (40) hours per work week. Work performed on Sundays and recognized holidays shall be paid at the double (2) time rate of pay. **SHIFT WORK:** When it is necessary for the project to operate in shifts, there will be three (3) eight (8) hour shifts commencing at 8:00 a.m. Shift work must continue for a period of not less than three (3) consecutive work days, two (2) days which must be regular work days (Monday through Friday). In the event the second or third shift of any regular work day shall fall into a Saturday or a holiday, such extension into a Saturday or holiday shall be considered as part of the previous workday and employees shall be paid at the regular shift rate. The first day shift shall work a regular eight (8) hour day at regular rates. The second shift shall be eight (8) hours regular time pay plus \$2.50 per hour premium for eight (8) hours work. Third shift will be for eight (8) hours regular time pay plus \$3.00 per hour premium for eight (8) hours work.

**NO. 94:** Means eight (8) hours shall constitute a day's work between the hours of 8:00 a.m. and 5:00 p.m. The regular workday starting time of 8:00 a.m. (and resulting quitting time of 4:30 p.m.) may be moved forward to 6:00 a.m. or delayed one (1) hour to 9:00 a.m. All work performed in excess of the regular work day and on Saturday shall be compensated at one and one-half (1½) times the regular pay. In the event time is lost during the work week due to weather conditions, the Employer may schedule work on the following Saturday at straight time. All work accomplished on Sunday and holidays shall be compensated at double the regular rate of wages.

**NO. 101:** Means that except as provided below, eight (8) hours a day shall constitute a standard work day, and forty (40) hours per week shall constitute a week's work, which shall begin on Monday and end on Friday. All time worked outside of the standard work day and on Saturday shall be classified as overtime and paid the rate of time and one-half (1½) (except as herein provided). All time worked on Sunday and recognized holidays shall be classified as overtime and paid at the rate of double (2) time. The regular starting time of 8:00 a.m. (and resulting quitting time of 4:30 p.m.) may be moved forward to 6:00 a.m. or delayed one (1) hour to 9:00 a.m. The Employer has the option of working either five (5) eight-hour days or four (4) ten-hour days to constitute a normal forty (40) hour work week. When a four (4) ten-hour day work week is in effect, the standard work day shall be consecutive ten (10) hour periods between the hours of 6:30 a.m. and 6:30 p.m. Forty (40) hours per week shall constitute a week's work Monday through Thursday, inclusive. In the event the job is down for any reason beyond the Employer's control, then Friday and/or Saturday may, at the option of the Employer, be worked as a make-up day; straight time not to exceed ten (10) hours per day or forty (40) hours per week. Starting time will be designated by the employer. When the five (5) day eight (8) hour work week is in effect, forty (40) hours per week shall constitute a week's work, Monday through Friday, inclusive. In the event the job is down for any reason beyond the Employer's control, then Saturday may, at the option of the Employer, be worked as a make-up day; straight time not to exceed eight (8) hours per day or forty (40) hours per week. Make-up days shall not be utilized for days lost due to holidays.

**NO. 122:** Means forty (40) hours between Monday and Friday shall constitute the normal work week. Work shall be scheduled between the hours of 6:00 a.m. and 6:30 p.m., with one-half hour for lunch. Work in excess of eight (8) hours per day and forty (40) hours per week, and on Saturdays, shall be paid at the rate of one and one-half times the normal rate. Due to inclement weather during the week, Saturday shall be a voluntary make up day.

**REPLACEMENT PAGE  
BOONE COUNTY  
BUILDING CONSTRUCTION OVERTIME SCHEDULE**

**NO. 124:** Means eight (8) hours shall constitute a day's work on all classes of work between the hours of 6:00 a.m. and 5:30 p.m., Monday through Friday. The pay for time worked during these hours shall be at the regular wage rate. The regular workweek shall be Monday through Friday. Employment from 4:30 p.m. to 12:00 midnight, Monday through Friday, shall be paid for at one and one-half (1½) times the regular hourly rate. From 12:00 midnight until 8:00 a.m. on any day shall be paid for at twice the regular hourly rate. All time worked on Sundays and the recognized holidays shall be paid at the rate of double (2) time. It is understood that forty (40) hours shall constitute a regular workweek, (5-8's) Sunday Midnight through Friday Midnight, understanding anything over eight (8) hours is one and one-half (1½) times the hourly wage rate.



**BOONE COUNTY  
HOLIDAY SCHEDULE – BUILDING CONSTRUCTION**

**NO. 3:** All work done on New Year's Day, Decoration Day, July 4th, Labor Day, Veteran's Day, Thanksgiving and Christmas shall be compensated at the double (2) time rate of pay. When any of these holidays fall on a Sunday, the following Monday shall be observed.

**NO. 4:** All work done on New Year's Day, Memorial Day, Independence Day, Labor Day, Thanksgiving and Christmas Day shall be paid at the double time rate of pay. If any of the above holidays fall on Sunday, Monday will be observed as the recognized holiday. If any of the above holidays fall on Saturday, Friday will be observed as the recognized holiday.

**NO. 5:** All work that shall be done on New Year's Day, Memorial Day, Fourth of July, Labor Day, Veteran's Day, Thanksgiving Day, and Christmas Day shall be paid at the double (2) time rate of pay.

**NO. 7:** The following days are assigned days and are recognized as holidays: New Year's Day, Memorial Day, Independence Day, Labor Day, Veteran's Day, Thanksgiving Day, and Christmas Day. If a holiday falls on a Sunday, it shall be observed on the following Monday. If a holiday falls on a Saturday, it shall be observed on the preceding Friday. No work shall be performed on Labor Day except in case of jeopardy to work under construction. This is applied to protect Labor Day. When a holiday falls during the normal workweek, Monday through Friday, it shall be counted as eight (8) hours toward the forty (40) hour week. However, no reimbursement for these eight (8) hours is to be paid to the workman unless worked. If workman are required to work the above enumerated holidays or days observed as such, or on Sunday, they shall receive double (2) the regular rate of pay for such work.

**NO. 8:** All work performed on New Year's Day, Memorial Day, Independence Day, Labor Day, Veteran's Day, Thanksgiving Day, and Christmas Day, or the days observed in lieu of these holidays, shall be paid at the double time rate of pay.

**NO. 15:** All work accomplished on the recognized holidays of New Year's Day, Decoration Day (Memorial Day), Independence Day (Fourth of July), Labor Day, Veteran's Day, Thanksgiving Day and Christmas Day, or days observed as these named holidays, shall be compensated for at double (2) the regular hourly rate of wages plus fringe benefits. If a holiday falls on Saturday, it shall be observed on the preceding Friday. If a holiday falls on a Sunday, it shall be observed on the following Monday. No work shall be performed on Labor Day, Christmas Day, Decoration Day or Independence Day except to preserve life or property.

**NO. 19:** All work done on New Year's Day, Memorial Day, July 4th, Labor Day, Thanksgiving Day, and Christmas Day shall be paid at the double time rate of pay. The employee may take off Friday following Thanksgiving Day. However, the employee shall notify his or her Foreman, General Foreman or Superintendent on the Wednesday preceding Thanksgiving Day. When one of the above holidays falls on Sunday, the following Monday shall be considered a holiday and all work performed on either day shall be at the double (2) time rate. When one of the holidays falls on Saturday, the preceding Friday shall be considered a holiday and all work performed on either day shall be at the double (2) time rate.

**NO. 23:** All work done on New Year's Day, Memorial Day, Independence Day, Labor Day, Veteran's Day, Thanksgiving Day, Christmas Day and Sundays shall be recognized holidays and shall be paid at the double time rate of pay. When a holiday falls on Sunday, the following Monday shall be considered a holiday. When a holiday falls on Saturday, Friday is recognized as a holiday.

**NO. 31:** All work done on New Year's Day, Presidents Day, Good Friday, Memorial Day, Fourth of July, Labor Day, Veteran's Day, Thanksgiving Day, Friday after Thanksgiving Day, Christmas Day, and Employee's Birthday shall be paid at the double time rate of pay. If a holiday falls on Sunday, the following Monday will be observed as the recognized holiday. If a holiday falls on Saturday, the preceding Friday will be observed as the recognized holiday.

**BOONE COUNTY  
HOLIDAY SCHEDULE – BUILDING CONSTRUCTION**

**NO. 44:** All work done on New Year's Day, Memorial Day, Independence Day, Veteran's Day, Thanksgiving Day, and Christmas Day shall be paid at the double time rate of pay. If a holiday falls on a Sunday, it shall be observed on the Monday following. If a holiday falls on a Saturday, it shall be observed on the preceding Friday. No work shall be performed on these days except in emergency to protect life or property. All work performed on these holidays shall be compensated at double the regular hourly rate for the work performed. Overtime shall be computed at half-hour intervals.

**NO. 45:** All work performed on New Year's Day, Memorial Day, Independence Day, Labor Day, Veteran's Day, Thanksgiving Day, the day after Thanksgiving, the day before Christmas, and Christmas Day, shall be paid at the double time rate of pay.

**NO. 54:** All work performed on New Year's Day, Memorial Day, Independence Day, Labor Day, Veteran's Day, Thanksgiving Day, the Friday after Thanksgiving Day, and Christmas Day shall be paid at the double (2) time rate of pay. When a holiday falls on Saturday, it shall be observed on Friday. When a holiday falls on Sunday, it shall be observed on Monday.

**NO. 55:** The following days are recognized as holidays: New Year's Day, Memorial Day, Independence Day, Labor Day, Thanksgiving Day and Christmas Day. If a holiday falls on a Sunday, it shall be observed on the following Monday. No work shall be performed on Labor Day except in case of jeopardy to work under construction. This rule is applied to protect Labor Day. When a holiday falls during the normal work week, Monday through Friday, it shall be counted as eight (8) hours toward the forty (40) hour week; however, no reimbursement for this eight (8) hours is to be paid the workmen unless worked. An Employer working a four (4) day, ten (10) hour schedule may use Friday as a make up day when an observed holiday occurs during the work week. Employees have the option to work that make up day. If workmen are required to work the above enumerated holidays, or days observed as such, they shall receive double (2) the regular rate of pay for such work.

**NO. 60:** All work performed on New Year's Day, Armistice Day (Veteran's Day), Decoration Day (Memorial Day), Independence Day (Fourth of July), Thanksgiving Day and Christmas Day shall be paid at the double time rate of pay. No work shall be performed on Labor Day except when triple (3) time is paid. When a holiday falls on Saturday, Friday will be observed as the holiday. When a holiday falls on Sunday, the following Monday shall be observed as the holiday.

**NO. 66:** All work performed on Sundays and the following recognized holidays, or the days observed as such, of New Year's Day, Decoration Day, Fourth of July, Labor Day, Veteran's Day, Thanksgiving Day and Christmas Day, shall be paid at double (2) the hourly rate plus an amount equal to the hourly Total Indicated Fringe Benefits. Whenever any such holidays fall on a Sunday, the following Monday shall be observed as a holiday.

**NO. 69:** All work performed on New Year's Day, Memorial Day, July Fourth, Labor Day, Veteran's Day, Thanksgiving Day or Christmas Day shall be compensated at double (2) their straight-time hourly rate of pay. Friday after Thanksgiving and the day before Christmas are also holidays, however, if the employer chooses to work the normal work hours on these days, the employee will be paid at straight -time rate of pay. If a holiday falls on a Saturday, the holiday will be observed on Saturday; if a holiday falls on a Sunday, the holiday will be observed on the following Monday.

**NO. 74:** All work performed on New Year's Day, Memorial Day, Fourth of July, Labor Day, Veteran's Day, Thanksgiving Day and Christmas Day, shall be paid at double (2) time of the hourly rate of pay. In the event one of the above holiday's falls on Saturday, the holiday shall be celebrated on Saturday. If the holiday falls on Sunday, the holiday will be celebrated on Monday.

**NO. 76:** Work performed on Holidays shall be paid at the rate of two times the normal rate. Holidays are: New Years Day, Memorial Day, Independence Day, Labor Day, Thanksgiving Day, Day after Thanksgiving, Christmas Day. If a holiday falls on a Sunday, it shall be celebrated on the following Monday, if it falls on Saturday, it shall be celebrated on the preceding Friday.

OCCUPATIONAL TITLE	* Date of Increase	Basic Hourly Rates	Over-Time Schedule	Holiday Schedule	Total Fringe Benefits
Carpenter	6/15	\$30.41	23	16	\$15.55
Electrician (Outside-Line Construction)\Lineman)	9/15	\$42.52	9	12	\$5.00 + 36.5%
Lineman Operator	9/15	\$36.70	9	12	\$5.00 + 36.5%
Lineman - Tree Trimmer	10/15	\$23.90	32	31	\$9.73 + 3%
Groundman	9/15	\$28.38	9	12	\$5.00 + 36.5%
Groundman - Tree Trimmer	10/15	\$17.64	32	31	\$7.72 + 3%
Laborer					
General Laborer	6/15	\$27.36	2	4	\$12.82
Skilled Laborer	6/15	\$27.36	2	4	\$12.82
Millwright	6/15	\$30.41	23	16	\$15.55
Operating Engineer					
Group I	6/15	\$27.74	21	5	\$23.91
Group II	6/15	\$27.39	21	5	\$23.91
Group III	6/15	\$27.19	21	5	\$23.91
Group IV	6/15	\$23.54	21	5	\$23.91
Oiler-Driver	6/15	\$23.54	21	5	\$23.91
Pile Driver	6/15	\$30.41	23	16	\$15.55
Traffic Control Service Driver		\$26.415	28	27	\$9.045
Truck Driver-Teamster					
Group I	6/15	\$28.87	25	21	\$12.05
Group II	6/15	\$29.03	25	21	\$12.05
Group III	6/15	\$29.02	25	21	\$12.05
Group IV	6/15	\$29.14	25	21	\$12.05

Use Heavy Construction Rates on Highway and Heavy construction in accordance with the classifications of construction work established in 8 CSR 30-3.040(3).

Use Building Construction Rates on Building construction in accordance with the classifications of construction work established in 8 CSR 30-3.040(2).

If a worker is performing work on a heavy construction project within an occupational title that is not listed on the Heavy Construction Rate Sheet, use the rate for that occupational title as shown on the Building Construction Rate sheet.

**REPLACEMENT PAGE  
BOONE COUNTY  
OVERTIME SCHEDULE - HEAVY CONSTRUCTION**

**FED:** Minimum requirement per Fair Labor Standards Act means time and one-half (1 ½) shall be paid for all work in excess of forty (40) hours per work week.

**NO. 2:** Means a regular workweek shall be forty (40) hours and will start on Monday and end on Friday. The Employer shall have the option of working five 8-hour days or four 10-hour days Monday through Friday. If an Employer elects to work five 8-hour days during any workweek, hours worked more than eight (8) per day or 40 per week shall be paid at time and one-half the hourly rate Monday through Friday. If an Employer elects to work four 10-hour days in a week, work performed more than ten (10) hours per day or 40 hours per week shall be paid at time and one-half the hourly rate Monday through Friday. When working a five 8-hour day schedule and an Employer is prevented from working forty (40) hours Monday through Friday, or any part thereof, by reason of inclement weather, Saturday or any part thereof may be worked as a make-up day at the straight time rate. If an Employer is working a four 10-hour day schedule and loses a day due to inclement weather, he may work 10 hours Friday at straight time. All hours worked over the 40 hours Monday through Friday will be paid at 1 ½ overtime rate. A workday shift is to begin at the option of the Employer, between 6:00 a.m. and not later than 9:00 a.m. However, the project starting time may be advanced or delayed if required. If workmen are required to work the enumerated holidays or days observed as such or Sundays, they shall receive double (2) the regular rate of pay for such work. Overtime shall be computed at one-half (1/2) hour intervals. Shift: The Contractor may elect to work one, two or three shifts on any work. When operating on more than one shift, the shifts shall be known as the day shift, swing shift, and graveyard shift as such terms are recognized in the industry. When two shifts are worked on any operation, the shifts will consist of eight (8) or ten (10) hours exclusive of lunchtime. When three shifts are worked the first day or day shift will consist of eight (8) hours exclusive of lunchtime. The second or swing shift shall consist of seven and one-half (7 1/2) hours work for eight hours pay, exclusive of lunchtime, and the third or the graveyard shift shall consist of seven (7) hours work for eight (8) hours pay, exclusive of the lunchtime. All time in excess of normal shifts shall be considered overtime. Multiple shift (the two or three shift) operation will not be construed on the entire project if at anytime it is deemed advisable and necessary for the Employer to multiple shift a specific operation. However, no shift shall be started between midnight and six a.m. except the graveyard shift on a three-shift operation, or except in an unusual or emergency situation. If an Employer starts a shift between midnight and 6 a.m. except the graveyard shift on a three-shift operation, he shall reimburse all employees for the entire shift at the double time rate. Completion of the second shift on a two-shift operation or completion of the graveyard shift on a three-shift operation that carries over into Saturday morning, shall be at the straight time rate. Overtime shall be computed at ½ hour intervals.

**NO. 9:** Eight (8) hours shall constitute a work day between the hours of 7:00 a.m. and 4:30 p.m. Forty (40) hours within five (5) days, Monday through Friday inclusive, shall constitute the work week. Work performed in the 9th and 10th hour, Monday through Friday, shall be paid at time and one-half (1½) the regular straight time rate of pay. Contractor has the option to pay two (2) hours per day at the time and one-half (1½) the regular straight time rate of pay between the hours of 6:00 a.m. and 5:30 p.m., Monday through Friday. Work performed in the first eight (8) hours on Saturday shall be paid at the rate of one and eight tenths (1.8) the regular straight time rate. Work performed outside these hours and on Sundays and recognized legal holidays, or days celebrated as such, shall be paid for at the rate of double (2) time.

**NO. 21:** Means the regular workday for which employees shall be compensated at straight time hourly rate of pay shall, unless otherwise provided for, begin at 8:00 a.m. and end at 4:30 p.m. However, the project starting time may be advanced or delayed at the discretion of the Employer. At the discretion of the Employer, when working a five (5) day eight (8) hour schedule, Saturday may be used for a make-up day. If an Employer is prohibited from working on a holiday, that employer may work the following Saturday at the straight time rate. However, the Employer may have the option to schedule his work from Monday through Thursday at ten (10) hours per day at the straight time rate of pay with all hours in excess of ten (10) hours in any one day to be paid at the applicable overtime rate. If the Employer elects to work from Monday through Thursday and is stopped due to circumstances beyond his control, he shall have the option to work Friday or Saturday at the straight time rate of pay to complete his forty (40) hours. If an Employer is prohibited from working on a holiday, that Employer may work the following Friday or Saturday at the straight time rate. Overtime will be at one and one-half (1½) times the regular rate. If workmen are required to work the enumerated holidays or days observed as such, or Sundays, they shall receive double (2) the regular rate of pay for such work.

**REPLACEMENT PAGE  
BOONE COUNTY  
OVERTIME SCHEDULE - HEAVY CONSTRUCTION**

**NO. 23:** Means the regular workweek shall start on Monday and end on Friday, except where the Employer elects to work Monday through Thursday, (10) hours per day. All work over ten (10) hours in a day or forty (40) hours in a week shall be at the overtime rate of one and one-half (1½) times the regular hourly rate. The regular workday shall be either eight (8) or ten (10) hours. If a job can't work forty (40) hours Monday through Friday because of inclement weather or other conditions beyond the control of the Employer, Friday or Saturday may be worked as a make-up day at straight time (if working 4-10's). Saturday may be worked as a make-up day at straight time (if working 5-8's). An Employer, who is working a four (4) ten (10) hour day work schedule may use Friday as a make-up day when a workday is lost due to a holiday. A workday is to begin at the option of the Employer but not later than 11:00 a.m. except when inclement weather, requirements of the owner or other conditions beyond the reasonable control of the Employer prevent work. Except as worked as a make-up day, time on Saturday shall be worked at one and one-half (1½) times the regular rate. Work performed on Sunday shall be paid at two (2) times the regular rate. Work performed on recognized holidays or days observed as such, shall also be paid at the double (2) time rate of pay. **For all overtime hours worked during the week or on Saturday \$14.55 of the fringe benefits portion of the prevailing wage shall be paid at time and one-half (1½). For all overtime hours worked on Sundays or recognized holidays \$14.55 of the fringe benefits portion of the prevailing wage shall be paid double time. The remaining \$.50 of the fringe benefit portion of the prevailing wage shall be paid at straight time.**

**NO. 25:** Means a regular work week of forty (40) hours, starting on Monday and ending on Friday. The regular work day shall be either eight (8) or ten (10) hours. If a crew is prevented from working forty (40) hours Monday through Friday, or any part thereof by reason of inclement weather, Saturday or any part thereof maybe worked as a make-up day at the straight time rate. Employees who are part of a regular crew on a make-up day, notwithstanding the fact that they may not have been employed the entire week, shall work Saturday at the straight time rate. A work day is to begin between 6:00 a.m. and 9:00 a.m. However, the project starting time maybe advanced or delayed if mutually agreed to by the interest parties. All hours worked on recognized holidays, or days observed as such, double (2) time shall be paid.

**NO. 28:** Means a regular work week of forty (40) hours will start on Monday and end on Friday. The regular work day shall be either eight (8) or ten (10) hours. If a crew is prevented from working forty (40) hours Monday through Friday, or any part thereof by reason of inclement weather, Saturday or any part thereof may be worked as a make-up day at the straight time rate. Employees who are part of a regular crew on a make-up day, notwithstanding the fact that they may not have been employed the entire week, shall work Saturday at the straight time rate. A workday is to begin between 6:00 a.m. and 9:00 a.m. However, the project starting time may be advanced or delayed if mutually agreed to by the interest parties. For all time worked on recognized holidays, or days observed as such, double (2) time shall be paid.

**NO. 32:** Means the overtime rate shall be time and one-half the regular rate for work over forty (40) hours per week. Sundays and Holidays shall be paid at double the straight time rate.

**BOONE COUNTY  
HOLIDAY SCHEDULE – HEAVY CONSTRUCTION**

**NO. 4:** All work performed on New Year's Day, Memorial Day, Independence Day, Labor Day, Thanksgiving Day, Christmas Day, or observed as such, shall be paid at the double time rate of pay. When a Holiday falls on a Sunday, Monday shall be observed. No work shall be performed on Labor Day, except in case of jeopardy to life or property. This is applied to protect Labor Day.

**NO. 5:** The following days are recognized as holidays: New Year's Day, Memorial Day, Fourth of July, Labor Day, Thanksgiving Day and Christmas Day. If a holiday falls on a Sunday, it shall be observed on the following Monday. If a holiday falls on a Saturday, it shall be observed on the preceding Friday. No work shall be performed on Labor Day except in case of jeopardy to work under construction. This rule is applied to protect Labor Day. When a holiday falls during the normal work week, Monday through Friday, it shall be counted as eight (8) hours toward a forty (40) hour week; however, no reimbursement for this eight (8) hours is to be paid the workman unless worked. If workmen are required to work the above recognized holidays or days observed as such, or Sundays, they shall receive double (2) the regular rate of pay for such work. The above shall apply to the four 10's Monday through Friday work week. The ten (10) hours shall be applied to the forty (40) hour work week.

**NO. 12:** All work performed on New Year's Day, Memorial Day, Fourth of July, Labor Day, Veteran's Day, Thanksgiving Day, Christmas Day, or days celebrated as such, shall be paid at the double time rate of pay. When one of the foregoing holidays falls on Sunday, it shall be celebrated on the following Monday. When one of the foregoing holidays falls on Saturday, it shall be celebrated on the Friday before the holiday.

**NO. 16:** The following days are recognized as holidays: New Year's Day, Memorial Day, Fourth of July, Labor Day, Thanksgiving Day and Christmas Day. If a holiday falls on Sunday, it shall be observed on the following Monday. If a holiday falls on Saturday, it shall be observed on the preceding Friday. No work shall be performed on Labor Day except in case of jeopardy to work under construction. This rule is applied to protect Labor Day. When a holiday falls during the normal work week, Monday through Friday, it shall be counted as eight (8) hours toward the forty (40) hour week; however, no reimbursement for this eight (8) hours is to be paid to the worker unless worked. If workers are required to work the above recognized holidays or days observed as such, they shall receive double (2) the regular rate of pay for such work.

**NO. 21:** The following days are recognized as holidays: New Year's Day, Memorial Day, Independence Day, Labor Day, Thanksgiving Day and Christmas Day. If a holiday falls on a Sunday, it shall be observed on the following Monday. No work shall be performed on Labor Day except in case of jeopardy to work under construction. This rule is applied to protect Labor Day. When a holiday falls during the normal work week, Monday through Friday, it shall be counted as eight (8) hours toward the forty (40) hour week; however, no reimbursement for this eight (8) hours is to be paid the workman unless worked. An Employer working a four (4) day, ten (10) hour schedule may use Friday as a make-up day when an observed holiday occurs during the work week. Employees have the option to work that make-up day. If workmen are required to work the above enumerated holidays, or days observed as such, they shall receive double (2) the regular rate of pay for such work.

**NO. 27:** The following days are recognized as holidays: New Year's Day, Memorial Day, Independence Day, Labor Day, Thanksgiving Day and Christmas Day. If a holiday falls on a Sunday, it shall be observed on the following Monday. No work shall be performed on Labor Day except in case of jeopardy to work under construction. This rule is applied to protect Labor Day. When a holiday falls during the normal work week, Monday through Friday, it shall be counted as eight (8) hours toward the forty (40) hour week; however, no reimbursement for this eight (8) hours is to be paid the workmen unless worked. An Employer working a four (4) day, ten (10) hour schedule may use Friday as a make up day when an observed holiday occurs during the work week. Employees have the option to work that make up day. If workmen are required to work the above enumerated holidays, or days observed as such, they shall receive double (2) the regular rate of pay for such work.

**NO. 31:** All work performed on New Year's Day, Presidents' Day, Veterans' Day, Good Friday, Decoration Day, Fourth of July, Labor Day, Christmas Eve Day, Christmas Day, Thanksgiving Day and Day after Thanksgiving or days celebrated for the same.



**AFFIDAVIT OF COMPLIANCE WITH THE PREVAILING WAGE LAW**  
**(To be returned at end of project)**

Before me, the undersigned Notary Public, in and for the County of \_\_\_\_\_

State of \_\_\_\_\_, personally came and appeared (name and title)

\_\_\_\_\_ of the (name of company)

\_\_\_\_\_ (a corporation) (a partnership) (a proprietorship)

and after being duly sworn did depose and say that all provisions and requirements set out in Chapter 290 Sections 290.210 through and including 290.340, Missouri Revised Statutes, pertaining to the payment of wages to workmen employed on public works projects have been fully satisfied and there has been no exception to the full and complete compliance with said provisions and requirements and with Wage Determination NO. \_\_\_\_\_ issued by the Division of Labor Standards on the \_\_\_\_\_ day of \_\_\_\_\_ 20\_\_\_\_, in carrying out the Contract and work in connection with

(name of project) \_\_\_\_\_ located at

(name of institution) \_\_\_\_\_ in \_\_\_\_\_ County,

Missouri and completed on the \_\_\_\_\_ day of \_\_\_\_\_, 20\_\_\_\_\_.

\_\_\_\_\_  
Signature

Subscribed and sworn to me this \_\_\_\_\_ day of \_\_\_\_\_, 20\_\_\_\_\_.

My commission expires \_\_\_\_\_, 20\_\_\_\_\_.

\_\_\_\_\_  
Notary Public





***“No Bid” Response Form***

**Boone County Purchasing**  
613 E. Ash, Room 110  
Columbia, MO 65201

Melinda Bobbitt, Director of Purchasing  
(573) 886-4391 – Fax: (573) 886-4390

**“NO BID RESPONSE FORM”**

**NOTE: COMPLETE AND RETURN THIS FORM ONLY IF YOU DO NOT WANT TO  
SUBMIT A BID**

If you do not wish to respond to this bid request, but would like to remain on the Boone County vendor list **for this service/commodity**, please remove form and return to the Purchasing Department by mail or fax.

If you would like to FAX this “No Bid” Response Form to our office, the FAX number is (573) 886-4390.

Bid: 71-12NOV15 – Radio Tower Assembly and Erection at the Emergency  
Communication Center

Business Name: \_\_\_\_\_

Address: \_\_\_\_\_

\_\_\_\_\_

\_\_\_\_\_

Telephone: \_\_\_\_\_

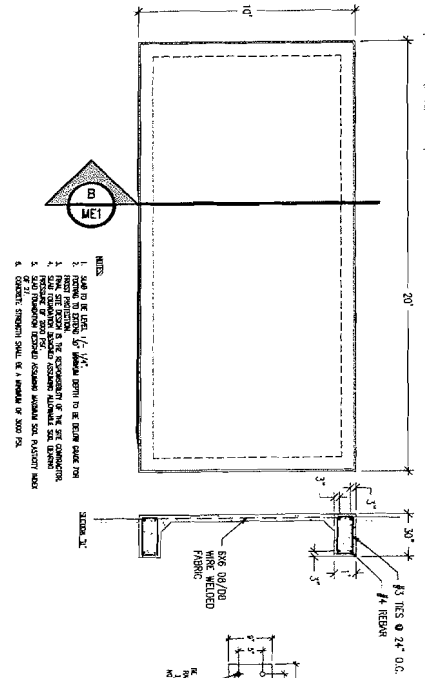
Contact: \_\_\_\_\_

Date: \_\_\_\_\_

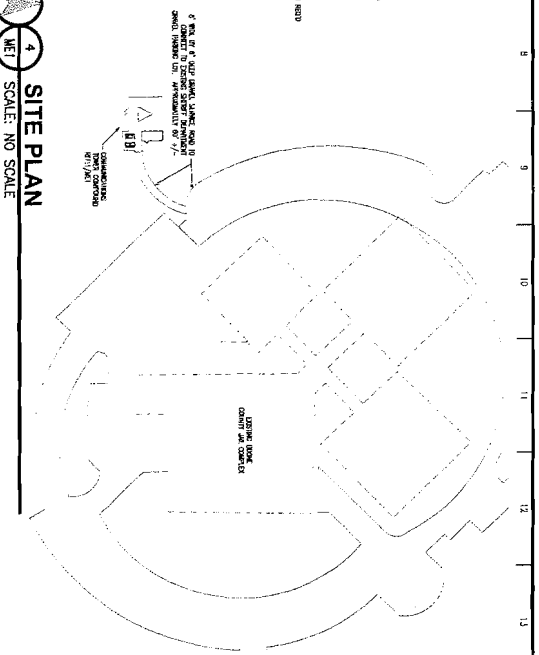
Reason(s) for not bidding:

\_\_\_\_\_  
\_\_\_\_\_  
\_\_\_\_\_

**3 SLAB FOUNDATION DETAIL**  
 ME1 SCALE: NOT TO SCALE



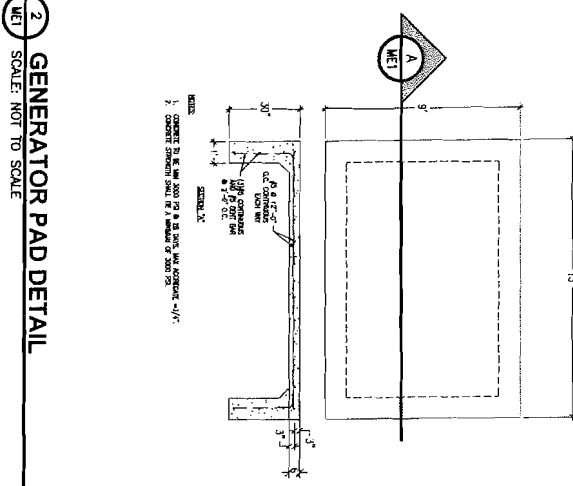
**4 SITE PLAN**  
 ME1 SCALE: NO SCALE



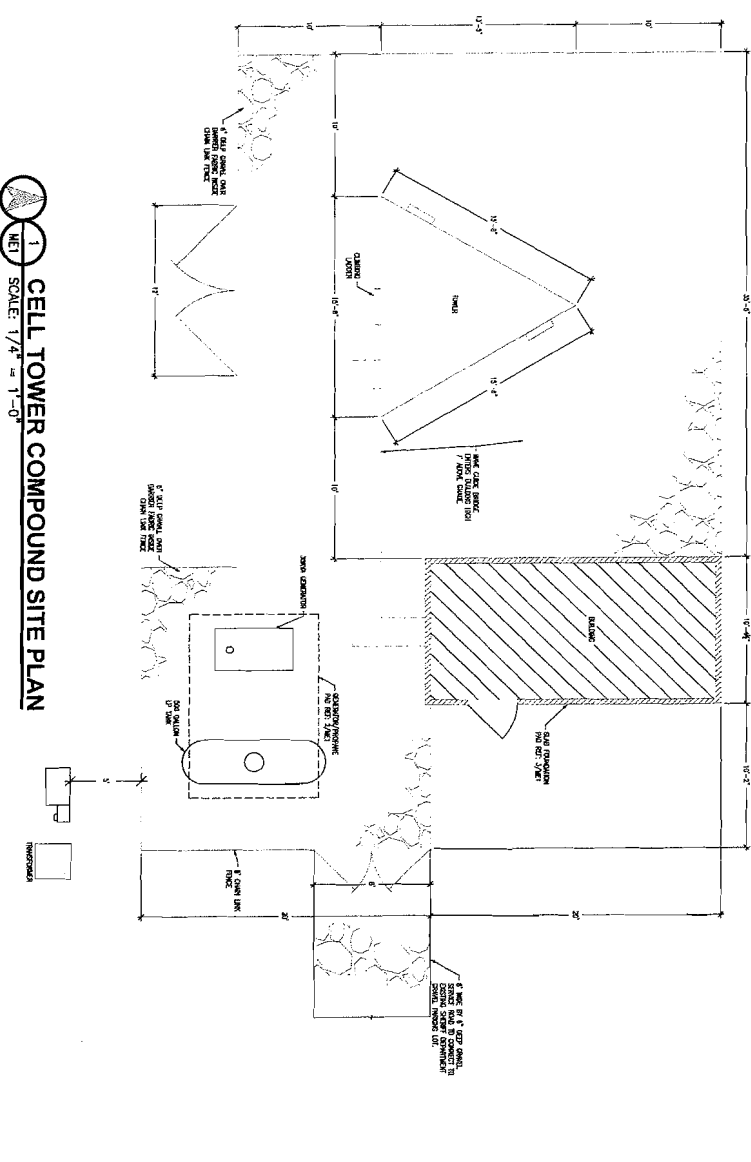
**GENERAL NOTES:**

1. CONTRACTOR SHALL VERIFY AND OBTAIN PERMISSION FOR ALL UTILITIES BEFORE BEGINNING WORK.
2. CONTRACTOR SHALL VERIFY ALL DIMENSIONS AND LOCATIONS WITH OWNER AND ARCHITECT BEFORE BEGINNING WORK.
3. ALL DIMENSIONS SHALL BE IN FEET AND INCHES UNLESS OTHERWISE NOTED.
4. CONTRACTOR SHALL MAINTAIN THE SLOPE OF ALL TERRAIN.

**2 GENERATOR PAD DETAIL**  
 ME1 SCALE: NOT TO SCALE



**1 CELL TOWER COMPOUND SITE PLAN**  
 ME1 SCALE: 1/4" = 1'-0"



**JOINT COMM. TOWER -BOONE CO. ECC**

2145 COUNTY DRIVE  
 COLUMBIA, BOONE COUNTY, MISSOURI, 65202

**MALICOAT - WINSLOW ENGINEERS, P.C.**

MISSOURI STATE CERTIFICATE OF AUTHORITY #00042:  
 5649 N. CLEARVIEW ROAD TEL 573-875-1300  
 COLUMBIA, MISSOURI 65202 FAX 573-875-1305  
 FREDRE MALICOAT, P.E.



SHEET: ME1  
 OF: ME1  
 DATE: 08-29-15  
 DRAWING: 15185

### MECHANICAL SYMBOL SCHEDULE

SYMBOL	DESCRIPTION
1-0	DWG SYMBOL
1-1	FIRE FIGHTING BALL VALVE - 1/2" DIA. UP
1-2	BALL VALVE
1-3	SHUT OFF VALVE
1-4	SHUT OFF VALVE
1-5	SHUT OFF VALVE
1-6	SHUT OFF VALVE
1-7	SHUT OFF VALVE
1-8	SHUT OFF VALVE
1-9	SHUT OFF VALVE
1-10	SHUT OFF VALVE
1-11	SHUT OFF VALVE
1-12	SHUT OFF VALVE
1-13	SHUT OFF VALVE
1-14	SHUT OFF VALVE
1-15	SHUT OFF VALVE
1-16	SHUT OFF VALVE
1-17	SHUT OFF VALVE
1-18	SHUT OFF VALVE
1-19	SHUT OFF VALVE
1-20	SHUT OFF VALVE
1-21	SHUT OFF VALVE
1-22	SHUT OFF VALVE
1-23	SHUT OFF VALVE
1-24	SHUT OFF VALVE
1-25	SHUT OFF VALVE
1-26	SHUT OFF VALVE
1-27	SHUT OFF VALVE
1-28	SHUT OFF VALVE
1-29	SHUT OFF VALVE
1-30	SHUT OFF VALVE

### ELECTRICAL SYMBOL SCHEDULE

SYMBOL	DESCRIPTION
P1-221	100% DISCREET PANEL, 21 CIRCUIT, 20 AMP
P1-222	100% DISCREET PANEL, 20 CIRCUIT, 20 AMP
P1-223	100% DISCREET PANEL, 19 CIRCUIT, 20 AMP
P1-224	100% DISCREET PANEL, 18 CIRCUIT, 20 AMP
P1-225	100% DISCREET PANEL, 17 CIRCUIT, 20 AMP
P1-226	100% DISCREET PANEL, 16 CIRCUIT, 20 AMP
P1-227	100% DISCREET PANEL, 15 CIRCUIT, 20 AMP
P1-228	100% DISCREET PANEL, 14 CIRCUIT, 20 AMP
P1-229	100% DISCREET PANEL, 13 CIRCUIT, 20 AMP
P1-230	100% DISCREET PANEL, 12 CIRCUIT, 20 AMP
P1-231	100% DISCREET PANEL, 11 CIRCUIT, 20 AMP
P1-232	100% DISCREET PANEL, 10 CIRCUIT, 20 AMP
P1-233	100% DISCREET PANEL, 9 CIRCUIT, 20 AMP
P1-234	100% DISCREET PANEL, 8 CIRCUIT, 20 AMP
P1-235	100% DISCREET PANEL, 7 CIRCUIT, 20 AMP
P1-236	100% DISCREET PANEL, 6 CIRCUIT, 20 AMP
P1-237	100% DISCREET PANEL, 5 CIRCUIT, 20 AMP
P1-238	100% DISCREET PANEL, 4 CIRCUIT, 20 AMP
P1-239	100% DISCREET PANEL, 3 CIRCUIT, 20 AMP
P1-240	100% DISCREET PANEL, 2 CIRCUIT, 20 AMP
P1-241	100% DISCREET PANEL, 1 CIRCUIT, 20 AMP

### ELECTRICAL SYMBOL SCHEDULE

SYMBOL	DESCRIPTION
P1-242	100% DISCREET PANEL, 20 CIRCUIT, 20 AMP
P1-243	100% DISCREET PANEL, 19 CIRCUIT, 20 AMP
P1-244	100% DISCREET PANEL, 18 CIRCUIT, 20 AMP
P1-245	100% DISCREET PANEL, 17 CIRCUIT, 20 AMP
P1-246	100% DISCREET PANEL, 16 CIRCUIT, 20 AMP
P1-247	100% DISCREET PANEL, 15 CIRCUIT, 20 AMP
P1-248	100% DISCREET PANEL, 14 CIRCUIT, 20 AMP
P1-249	100% DISCREET PANEL, 13 CIRCUIT, 20 AMP
P1-250	100% DISCREET PANEL, 12 CIRCUIT, 20 AMP
P1-251	100% DISCREET PANEL, 11 CIRCUIT, 20 AMP
P1-252	100% DISCREET PANEL, 10 CIRCUIT, 20 AMP
P1-253	100% DISCREET PANEL, 9 CIRCUIT, 20 AMP
P1-254	100% DISCREET PANEL, 8 CIRCUIT, 20 AMP
P1-255	100% DISCREET PANEL, 7 CIRCUIT, 20 AMP
P1-256	100% DISCREET PANEL, 6 CIRCUIT, 20 AMP
P1-257	100% DISCREET PANEL, 5 CIRCUIT, 20 AMP
P1-258	100% DISCREET PANEL, 4 CIRCUIT, 20 AMP
P1-259	100% DISCREET PANEL, 3 CIRCUIT, 20 AMP
P1-260	100% DISCREET PANEL, 2 CIRCUIT, 20 AMP
P1-261	100% DISCREET PANEL, 1 CIRCUIT, 20 AMP

ITEM	SYMBOL	DESCRIPTION	QTY
1	1-0	DWG SYMBOL	1
2	1-1	FIRE FIGHTING BALL VALVE - 1/2" DIA. UP	1
3	1-2	BALL VALVE	1
4	1-3	SHUT OFF VALVE	1
5	1-4	SHUT OFF VALVE	1
6	1-5	SHUT OFF VALVE	1
7	1-6	SHUT OFF VALVE	1
8	1-7	SHUT OFF VALVE	1
9	1-8	SHUT OFF VALVE	1
10	1-9	SHUT OFF VALVE	1
11	1-10	SHUT OFF VALVE	1
12	1-11	SHUT OFF VALVE	1
13	1-12	SHUT OFF VALVE	1
14	1-13	SHUT OFF VALVE	1
15	1-14	SHUT OFF VALVE	1
16	1-15	SHUT OFF VALVE	1
17	1-16	SHUT OFF VALVE	1
18	1-17	SHUT OFF VALVE	1
19	1-18	SHUT OFF VALVE	1
20	1-19	SHUT OFF VALVE	1
21	1-20	SHUT OFF VALVE	1
22	1-21	SHUT OFF VALVE	1
23	1-22	SHUT OFF VALVE	1
24	1-23	SHUT OFF VALVE	1
25	1-24	SHUT OFF VALVE	1
26	1-25	SHUT OFF VALVE	1
27	1-26	SHUT OFF VALVE	1
28	1-27	SHUT OFF VALVE	1
29	1-28	SHUT OFF VALVE	1
30	1-29	SHUT OFF VALVE	1
31	1-30	SHUT OFF VALVE	1


### ELECTRICAL SYMBOL SCHEDULE

SYMBOL	DESCRIPTION
1-0	DWG SYMBOL
1-1	FIRE FIGHTING BALL VALVE - 1/2" DIA. UP
1-2	BALL VALVE
1-3	SHUT OFF VALVE
1-4	SHUT OFF VALVE
1-5	SHUT OFF VALVE
1-6	SHUT OFF VALVE
1-7	SHUT OFF VALVE
1-8	SHUT OFF VALVE
1-9	SHUT OFF VALVE
1-10	SHUT OFF VALVE
1-11	SHUT OFF VALVE
1-12	SHUT OFF VALVE
1-13	SHUT OFF VALVE
1-14	SHUT OFF VALVE
1-15	SHUT OFF VALVE
1-16	SHUT OFF VALVE
1-17	SHUT OFF VALVE
1-18	SHUT OFF VALVE
1-19	SHUT OFF VALVE
1-20	SHUT OFF VALVE
1-21	SHUT OFF VALVE
1-22	SHUT OFF VALVE
1-23	SHUT OFF VALVE
1-24	SHUT OFF VALVE
1-25	SHUT OFF VALVE
1-26	SHUT OFF VALVE
1-27	SHUT OFF VALVE
1-28	SHUT OFF VALVE
1-29	SHUT OFF VALVE
1-30	SHUT OFF VALVE

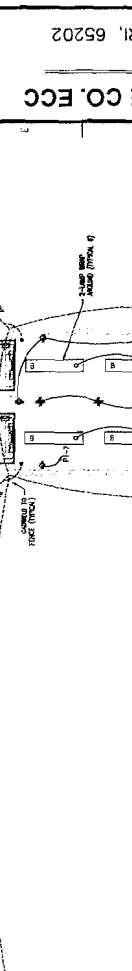

### ELECTRICAL SYMBOL SCHEDULE

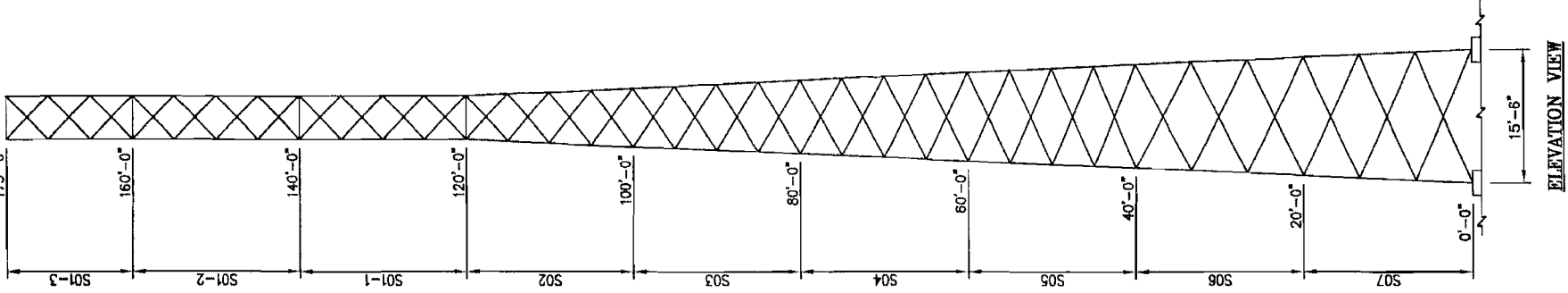
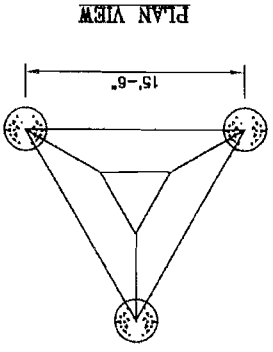
SYMBOL	DESCRIPTION
P1-221	100% DISCREET PANEL, 21 CIRCUIT, 20 AMP
P1-222	100% DISCREET PANEL, 20 CIRCUIT, 20 AMP
P1-223	100% DISCREET PANEL, 19 CIRCUIT, 20 AMP
P1-224	100% DISCREET PANEL, 18 CIRCUIT, 20 AMP
P1-225	100% DISCREET PANEL, 17 CIRCUIT, 20 AMP
P1-226	100% DISCREET PANEL, 16 CIRCUIT, 20 AMP
P1-227	100% DISCREET PANEL, 15 CIRCUIT, 20 AMP
P1-228	100% DISCREET PANEL, 14 CIRCUIT, 20 AMP
P1-229	100% DISCREET PANEL, 13 CIRCUIT, 20 AMP
P1-230	100% DISCREET PANEL, 12 CIRCUIT, 20 AMP
P1-231	100% DISCREET PANEL, 11 CIRCUIT, 20 AMP
P1-232	100% DISCREET PANEL, 10 CIRCUIT, 20 AMP
P1-233	100% DISCREET PANEL, 9 CIRCUIT, 20 AMP
P1-234	100% DISCREET PANEL, 8 CIRCUIT, 20 AMP
P1-235	100% DISCREET PANEL, 7 CIRCUIT, 20 AMP
P1-236	100% DISCREET PANEL, 6 CIRCUIT, 20 AMP
P1-237	100% DISCREET PANEL, 5 CIRCUIT, 20 AMP
P1-238	100% DISCREET PANEL, 4 CIRCUIT, 20 AMP
P1-239	100% DISCREET PANEL, 3 CIRCUIT, 20 AMP
P1-240	100% DISCREET PANEL, 2 CIRCUIT, 20 AMP
P1-241	100% DISCREET PANEL, 1 CIRCUIT, 20 AMP

- #### GENERAL MECHANICAL-ELECTRICAL SPECIFICATIONS
- ALL WORK SHALL BE DONE IN ACCORDANCE TO THE REQUIREMENTS OF THE CONTRACT DOCUMENTS.
  - THE CONTRACTOR SHALL BE RESPONSIBLE FOR OBTAINING ALL NECESSARY PERMITS AND APPROVALS.
  - ALL MATERIALS SHALL BE NEW UNLESS OTHERWISE SPECIFIED.
  - ALL ELECTRICAL MATERIALS SHALL BE LISTED IN THE NATIONAL ELECTRICAL CONTRACTORS ASSOCIATION (NECA) AND THE INTERNATIONAL BROTHERHOOD OF ELECTRICAL CONTRACTORS (IBEW) QUALIFIED SUPPLIER LIST.
  - ALL WORK SHALL BE DONE IN ACCORDANCE WITH THE NATIONAL ELECTRICAL CONTRACTORS ASSOCIATION (NECA) AND THE INTERNATIONAL BROTHERHOOD OF ELECTRICAL CONTRACTORS (IBEW) STANDARDS.
  - ALL WORK SHALL BE DONE IN ACCORDANCE WITH THE NATIONAL ELECTRICAL CONTRACTORS ASSOCIATION (NECA) AND THE INTERNATIONAL BROTHERHOOD OF ELECTRICAL CONTRACTORS (IBEW) STANDARDS.
  - ALL WORK SHALL BE DONE IN ACCORDANCE WITH THE NATIONAL ELECTRICAL CONTRACTORS ASSOCIATION (NECA) AND THE INTERNATIONAL BROTHERHOOD OF ELECTRICAL CONTRACTORS (IBEW) STANDARDS.
  - ALL WORK SHALL BE DONE IN ACCORDANCE WITH THE NATIONAL ELECTRICAL CONTRACTORS ASSOCIATION (NECA) AND THE INTERNATIONAL BROTHERHOOD OF ELECTRICAL CONTRACTORS (IBEW) STANDARDS.
  - ALL WORK SHALL BE DONE IN ACCORDANCE WITH THE NATIONAL ELECTRICAL CONTRACTORS ASSOCIATION (NECA) AND THE INTERNATIONAL BROTHERHOOD OF ELECTRICAL CONTRACTORS (IBEW) STANDARDS.
  - ALL WORK SHALL BE DONE IN ACCORDANCE WITH THE NATIONAL ELECTRICAL CONTRACTORS ASSOCIATION (NECA) AND THE INTERNATIONAL BROTHERHOOD OF ELECTRICAL CONTRACTORS (IBEW) STANDARDS.



- #### ELECTRICAL SPECIFICATIONS
- SEE GENERAL MECHANICAL-ELECTRICAL SPECIFICATIONS.
  - ALL ELECTRICAL MATERIALS SHALL BE NEW UNLESS OTHERWISE SPECIFIED.
  - ALL ELECTRICAL MATERIALS SHALL BE LISTED IN THE NATIONAL ELECTRICAL CONTRACTORS ASSOCIATION (NECA) AND THE INTERNATIONAL BROTHERHOOD OF ELECTRICAL CONTRACTORS (IBEW) QUALIFIED SUPPLIER LIST.
  - ALL WORK SHALL BE DONE IN ACCORDANCE WITH THE NATIONAL ELECTRICAL CONTRACTORS ASSOCIATION (NECA) AND THE INTERNATIONAL BROTHERHOOD OF ELECTRICAL CONTRACTORS (IBEW) STANDARDS.
  - ALL WORK SHALL BE DONE IN ACCORDANCE WITH THE NATIONAL ELECTRICAL CONTRACTORS ASSOCIATION (NECA) AND THE INTERNATIONAL BROTHERHOOD OF ELECTRICAL CONTRACTORS (IBEW) STANDARDS.
  - ALL WORK SHALL BE DONE IN ACCORDANCE WITH THE NATIONAL ELECTRICAL CONTRACTORS ASSOCIATION (NECA) AND THE INTERNATIONAL BROTHERHOOD OF ELECTRICAL CONTRACTORS (IBEW) STANDARDS.
  - ALL WORK SHALL BE DONE IN ACCORDANCE WITH THE NATIONAL ELECTRICAL CONTRACTORS ASSOCIATION (NECA) AND THE INTERNATIONAL BROTHERHOOD OF ELECTRICAL CONTRACTORS (IBEW) STANDARDS.
  - ALL WORK SHALL BE DONE IN ACCORDANCE WITH THE NATIONAL ELECTRICAL CONTRACTORS ASSOCIATION (NECA) AND THE INTERNATIONAL BROTHERHOOD OF ELECTRICAL CONTRACTORS (IBEW) STANDARDS.
  - ALL WORK SHALL BE DONE IN ACCORDANCE WITH THE NATIONAL ELECTRICAL CONTRACTORS ASSOCIATION (NECA) AND THE INTERNATIONAL BROTHERHOOD OF ELECTRICAL CONTRACTORS (IBEW) STANDARDS.
  - ALL WORK SHALL BE DONE IN ACCORDANCE WITH THE NATIONAL ELECTRICAL CONTRACTORS ASSOCIATION (NECA) AND THE INTERNATIONAL BROTHERHOOD OF ELECTRICAL CONTRACTORS (IBEW) STANDARDS.





SECTION WEIGHT	BAYS/SECTION	HORIZONTALS	DIAGONALS	LEGS
5128 LBS.	3 BAYS	NONE	L 3 X 3 X 3/16	4.5 S.R.
4543 LBS.	3 BAYS	NONE	L 2 1/2 X 2 1/2 X 1/4	4.25 S.R.
3996 LBS.	4 BAYS	NONE	L 2 X 2 X 1/4	3.75 S.R.
3075 LBS.	4 BAYS	L 2 X 2 X 1/4	L 2 X 2 X 3/16	3.5 S.R.
2707 LBS.	4 BAYS	L 2 X 2 X 5/16	L 2 X 2 X 3/16	3.25 S.R.
2493 LBS.	4 BAYS	L 2 X 2 X 5/16	L 2 X 2 X 3/16	3.0 S.R.
1523 LBS.	3 BAYS	L 2 X 2 X 3/16	L 2 X 2 X 1/8	2.25 S.R.
780 LBS.	3 BAYS	L 2 X 2 X 1/8	L 2 X 2 X 1/8	1.75 S.R.

UNLESS OTHERWISE SPECIFIED MATERIAL:		TOLERANCES: FRACTIONS ± 1/16"		TOLERANCES: ANGLES ± 1/2 DEG.		DECIMALS ± .010"		TO RAW MATERIAL.	
SABRE INDUSTRIES		TOWERS AND POLES		COMPTONIAL		THIS DOCUMENT AND THE INFORMATION CONTAINED HEREIN IS THE CONFIDENTIAL AND PROPRIETARY PROPERTY OF SABRE COMMUNICATIONS CORPORATION ("SABRE") AND MUST NOT BE REPRODUCED, COPIED OR TRANSMITTED IN ANY FORM OR BY ANY MEANS WITHOUT THE PRIOR WRITTEN CONSENT OF SABRE.		© 2015 Sabre Communications Corporation. All rights reserved.	
MASTER: 176 FT. MODEL SAR-SD		SITE: COUNTY DRIVE, MO		CUSTOMER: BOONE COUNTY		JOB NO. 122944		SIZE: B	
DRAWING NO. 122944-MS		DATE: 08/09/15		DRAWN BY: DRL		CHECKED BY: ZAK		SCALE: NONE	
REV: 1		PAGE: 1 OF 2		REV: 1		PAGE: 1 OF 2		REV: 1	

**DRAWING LIST**

122944-F1	CAISSON FOUNDATION
122944-F2	MAT & PIER FOUNDATION
9031085	LEG TO LEG TEMPLATE
906195	TOWER BASE INSTALLATION
122944-S07	SECTION 0 FT. - 20 FT.
122944-S06	SECTION 20 FT. - 40 FT.
122944-S05	SECTION 40 FT. - 60 FT.
122944-S04	SECTION 60 FT. - 80 FT.
122944-S03	SECTION 80 FT. - 100 FT.
122944-S02	SECTION 100 FT. - 120 FT.
122944-S01-1	SECTION 120 FT. - 140 FT.
122944-S01-2	SECTION 140 FT. - 160 FT.
122944-S01-3	SECTION 160 FT. - 175 FT.
122944-CL1	CLIMBING LADDER INSTALLATION
907812	CLIMBING LADDER
907813	LADDER BASE
SEE MANUAL W/KIT	CABLE SAFETY CLIMB DEVICE
122944-WG1	WAVEGUIDE LADDER INSTALLATION
907338	WAVEGUIDE LADDER (8 HOLE)
122944-FP	FIXED PLATFORM @ 175'
122944-PM1	4 1/2 O.D. PIPE MOUNT KITS @ 175' & 165'
122944-DT1	STIFFARM MOUNT KIT FOR PIPE MOUNT @ 165'
122944-PM2	4 1/2 O.D. PIPE MOUNT KITS @ 150'
122944-DT2	STIFFARM MOUNT KIT FOR PIPE MOUNT @ 150'
122944-PM3	4 1/2 O.D. PIPE MOUNT KITS @ 135'
122944-DT3	STIFFARM MOUNT KIT FOR PIPE MOUNT @ 135'
122944-SA1	3' SIDEARMS: (3) EA. @ 100', 50' & 30'
122944-PM4	4 1/2 O.D. PIPE MOUNT KITS FOR SIDEARMS @ 100'
122944-ST1	SWIVEL KNUCKLE TIEBACK KITS FOR SIDEARMS @ 100'
122944-PM5	4 1/2 O.D. PIPE MOUNT KITS FOR SIDEARMS @ 50'
122944-PM6	4 1/2 O.D. PIPE MOUNT KITS FOR SIDEARMS @ 35'
9014671	BOLT INSTALLATION
906956	TOWER NAME PLATE
907901	INVENTORY REQUIREMENT SHEET
BOM-1 (REV. 1)	BILL OF MATERIAL

**TOWER DESIGN INFORMATION**

THIS ERECTION DRAWING PACKAGE IS BASED ON THE STRUCTURAL ANALYSIS NO. 15-8522-MEG.

THIS TOWER WAS DESIGNED FOR A BASIC WIND SPEED OF 90 MPH WITH 0° OF RADIAL ICE, AND 40 MPH WITH 1" OF RADIAL ICE, IN ACCORDANCE WITH ANSI/TIA-222-G, STRUCTURE CLASS III, EXPOSURE CATEGORY C, AND TOPOGRAPHIC CATEGORY 1.

THE TOWER AND FOUNDATIONS WERE DESIGNED WITH AN IMPORTANCE FACTOR OF 1.25.

**TOWER DESIGNED ANTENNA LOADING**

ELEV.	ANTENNAS	ELEV.	ANTENNAS
185'	(3) ATC-GD1V40s	150'	(1) 4' H.P. DISH
180.3'	(3) DB222s	135'	(1) LEG DISH MOUNT
175'	(3) LEG DISH MOUNTS	135'	(1) LEG DISH MOUNT
175'	(1) PLATFORM - FIXED	135'	(1) LEG DISH MOUNT
175'	(3) SP3-5.2s	135'	(1) 6' H.P. DISH
165'	(1) LEG DISH MOUNT	135'	(1) 4' H.P. DISH
165'	(1) LEG DISH MOUNT	135'	(1) 4' H.P. DISH
165'	(1) LEG DISH MOUNT	125'	(1) PLATFORM - FIXED
165'	(1) 6' H.P. DISH	125'	(3) TOWER TOP AMPLIFIERS
165'	(1) 4' H.P. DISH	125'	(12) 5960110s
165'	(1) 4' H.P. DISH	110'	(3) ATC-GD1V40s
150'	(1) LEG DISH MOUNT	100'	(3) 3' SIDEARMS
150'	(1) LEG DISH MOUNT	50'	(3) 3' SIDEARMS
150'	(1) LEG DISH MOUNT	40'	(3) ATC-GD1V40s
150'	(1) 6' H.P. DISH	30'	(1) 3' SIDEARM
150'	(1) 4' H.P. DISH		

UNLESS OTHERWISE SPECIFIED  
ALL DIMENSIONS INCLUDE  
FINISHES AND ARE IN INCHES  
TOLERANCES: FRACTIONS ± 1/16"  
ANGLES ± 1/2 DEG.  
DECIMALS ± .010"

MATERIAL:  
TOLERANCES DO NOT APPLY  
TO RAW MATERIAL

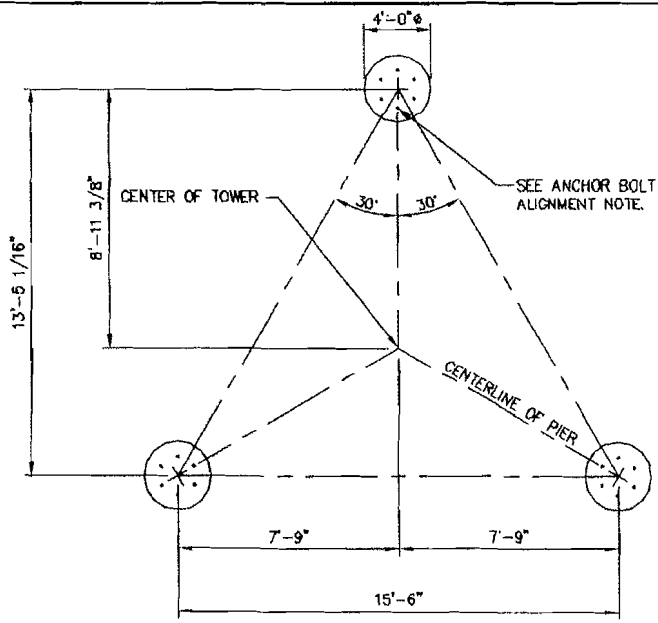


**CONFIDENTIAL**  
This document and the information contained herein is the confidential trade secret property of Sabre Communications Corporation ("Sabre") and must not be reproduced, copied or used, in whole or in part, for any purpose without the prior written consent of Sabre.  
© 2015 Sabre Communications Corporation. All rights reserved.

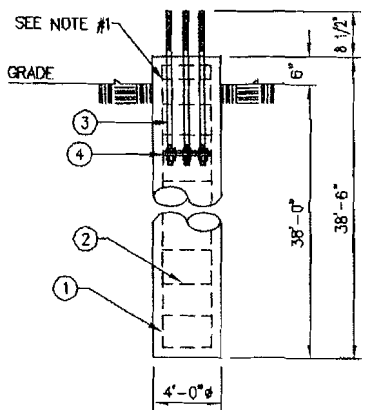
**MASTER: 175 FT. MODEL S3R-SD**  
**SITE: COUNTY DRIVE, MO**  
**CUSTOMER: BOONE COUNTY**

JOB NO. 122944	SIZE B	DRAWING NO. 122944-MS	REV 1
DATE 06/08/15	DRAWN BY DRL	CHECKED BY ZAK	SCALE NONE
		PAGE 2 OF 2	

REV	DATE	DRW/CHK	DESCRIPTION
1	10/28/15	ZAK	REMOVE FIXED PLATFORM AT 175 FT



PLAN VIEW



ELEVATION VIEW

REINFORCING STEEL SCHEDULE									
ITEM	LOCATION	NO. REQ'D.	BAR SPC'G.	SIZE	CUT LGTH.	TOTAL LGTH.	TOTAL WT.	SHAPE	
①	PIER VERTICAL REINFORCING	60	EQUALLY SPACED	#7	38'-0"	2280'-0"	4660 LBS.	STRAIGHT	
②	PIER TIES	120	SPACED 12" C/C	#4	12'-2"	1460'-0"	975 LBS.		
TOTAL REBAR WT.							5635 LBS.		

ANCHOR BOLT SCHEDULE				
ITEM	PART NO.	NO. REQ'D.	ANCHOR BOLT SIZE	SPACING
③	C40041060	18	1 1/2" x 6'-6"	EQUALLY SPACED

TEMPLATE SCHEDULE			
ITEM	PART NO.	NO. REQ'D.	BOLT CIRCLE
④	C30139210	6	10 1/4"

CONCRETE REQ'D	
PER PIER	17.92 CU. YDS.
TOTAL	53.76 CU. YDS.

**GENERAL NOTES**

1. CONCRETE SHALL HAVE A MINIMUM 28 DAY COMPRESSIVE STRENGTH OF 4000 PSI, IN ACCORDANCE WITH ACI 318-05. (2 REBAR TIES REQ'D IN THE TOP 5")
2. REBARS TO CONFORM TO ASTM SPECIFICATION A615 GRADE 60.
3. ALL REBAR TO HAVE A MINIMUM OF 3" CONCRETE COVER.
4. ALL EXPOSED CONCRETE CORNERS TO BE CHAMFERED 3/4".
5. THE FOUNDATION DESIGN IS BASED ON THE GEOTECHNICAL REPORT BY CROCKETT GTL PROJECT NO. G14076.1, DATED JANUARY 30, 2015.
6. SEE THE GEOTECHNICAL REPORT FOR DRILLED PIER INSTALLATION REQUIREMENTS, IF SPECIFIED.
7. THE FOUNDATION IS BASED ON THE FOLLOWING FACTORED LOADS:  
 FACTORED UPLIFT (KIPS) = 414.55  
 FACTORED DOWNLOAD (KIPS) = 451.58  
 FACTORED SHEAR (KIPS) = 34.52
8. ONE ANCHOR BOLT MUST BE ALIGNED DIRECTLY WITH THE CENTER OF THE TOWER (TYPICAL).

UNLESS OTHERWISE SPECIFIED ALL DIMENSIONS INCLUDE FINISHES AND ARE IN INCHES		MATERIAL:	
TOLERANCES: FRACTIONS ± 1/16"		TOLERANCES DO NOT APPLY TO RAW MATERIAL.	
ANGLES ± 1/2 DEG.			
DECIMALS ± .010"			
REV	DATE	DRAWN	DESCRIPTION

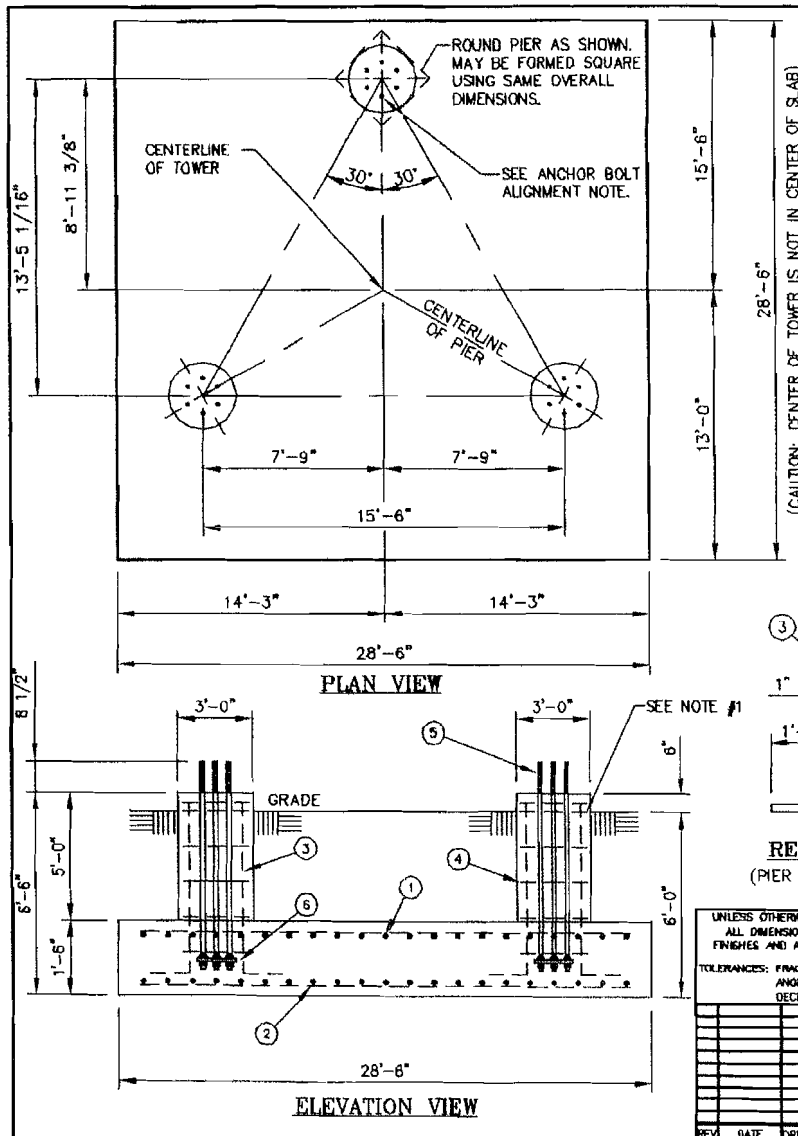
**Sabre Industries**  
Towers and Poles

**CONFIDENTIAL**

This document and the information contained herein is the confidential trade secret property of Sabre Communications Corporation ("Sabre") and must not be reproduced, copied or used, in whole or in part, for any purpose without the prior written consent of Sabre.

© 2015 Sabre Communications Corporation. All rights reserved.

FOUNDATION: 175 FT. MODEL S3R-SD			
SITE: COUNTY DRIVE, MO			
CUSTOMER: BOONE COUNTY			
JOB NO. 122944	SIZE B	DRAWING NO. 122944-F1	REV 0
DATE 05/21/15	DRAWN BY RYM	CHECKED BY ZAK	SCALE NONE
		PAGE 1 OF 1	



REINFORCING STEEL SCHEDULE								
ITEM	LOCATION	NO. REQ'D.	BAR SPC'G.	SIZE	CUT LGTH.	TOTAL LGTH.	TOTAL WT.	SHAPE
①	PAD TOP REINFORCING	112	EQUALLY SPACED	#8	28'-0"	3136'-0"	8373 LBS.	STRAIGHT
②	PAD BOTTOM REINFORCING	112	EQUALLY SPACED	#8	28'-0"	3136'-0"	8373 LBS.	STRAIGHT
③	PIER VERTICAL REINFORCING	42	EQUALLY SPACED	#8	7'-1"	297'-6"	794 LBS.	
④	PIER TIES	21	SPACED 12" C/C	#4	9'-1"	190'-9"	127 LBS.	
TOTAL REBAR WT.							17667 LBS.	

ANCHOR BOLT SCHEDULE				
ITEM	PART NO.	NO. REQ'D.	ANCHOR BOLT SIZE	SPACING
⑤	C40041060	18	1 1/2" Ø X 6'-6"	EQUALLY SPACED

TEMPLATE SCHEDULE				CONCRETE REQ'D	ROUND PIERS	SQUARE PIERS
ITEM	PART NO.	NO. REQ'D.	BOLT CIRCLE			
⑥	C30139210	6	10 1/4"	PAD	45.13 CU. YDS.	45.13 CU. YDS.
				PIERS	3.93 CU. YDS.	5.00 CU. YDS.
				TOTAL	49.06 CU. YDS.	50.13 CU. YDS.

- GENERAL NOTES**
1. CONCRETE SHALL HAVE A MINIMUM 28-DAY COMPRESSIVE STRENGTH OF 4500 PSI, IN ACCORDANCE WITH ACI 318-05. (2 REBAR TIES REQ'D IN THE TOP 5")
  2. REBAR TO CONFORM TO ASTM SPECIFICATION A615 GRADE 60.
  3. ALL REBAR TO HAVE A MINIMUM OF 3" CONCRETE COVER.
  4. ALL EXPOSED CONCRETE CORNERS TO BE CHAMFERED 3/4".
  5. THE FOUNDATION DESIGN IS BASED ON THE GEOTECHNICAL REPORT BY CROCKETT GTL PROJECT NO. G14076.1, DATED JANUARY 30, 2015.
  6. THE FOUNDATION DESIGN ASSUMES THAT THE EXISTING UNDOCUMENTED FILL WILL BE REMEDIATED IN ACCORDANCE WITH THE GEOTECHNICAL REPORT.
  7. THE FOUNDATION IS BASED ON THE FOLLOWING FACTORED LOADS:  
 FACTORED DOWNLOAD (KIPS) = 50.5  
 FACTORED OVERTURN (KIP-FT) = 5835.5  
 FACTORED SHEAR (KIPS) = 56.7
  8. ONE ANCHOR BOLT MUST BE ALIGNED DIRECTLY WITH THE CENTER OF THE TOWER (TYPICAL).

UNLESS OTHERWISE SPECIFIED ALL DIMENSIONS INCLUDE FINISHES AND ARE IN INCHES		MATERIAL:	
TOLERANCES: FRACTIONS ± 1/16"		TOLERANCES DO NOT APPLY TO RAW MATERIAL	
ANGLES ± 1/2 DEG.			
DECIMALS ± .010"			
REV.	DATE	DRW'G	DESCRIPTION

**Sabre Industries**  
Towers and Poles

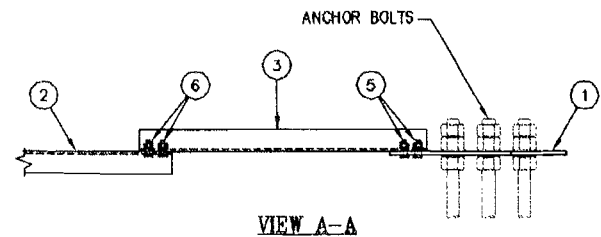
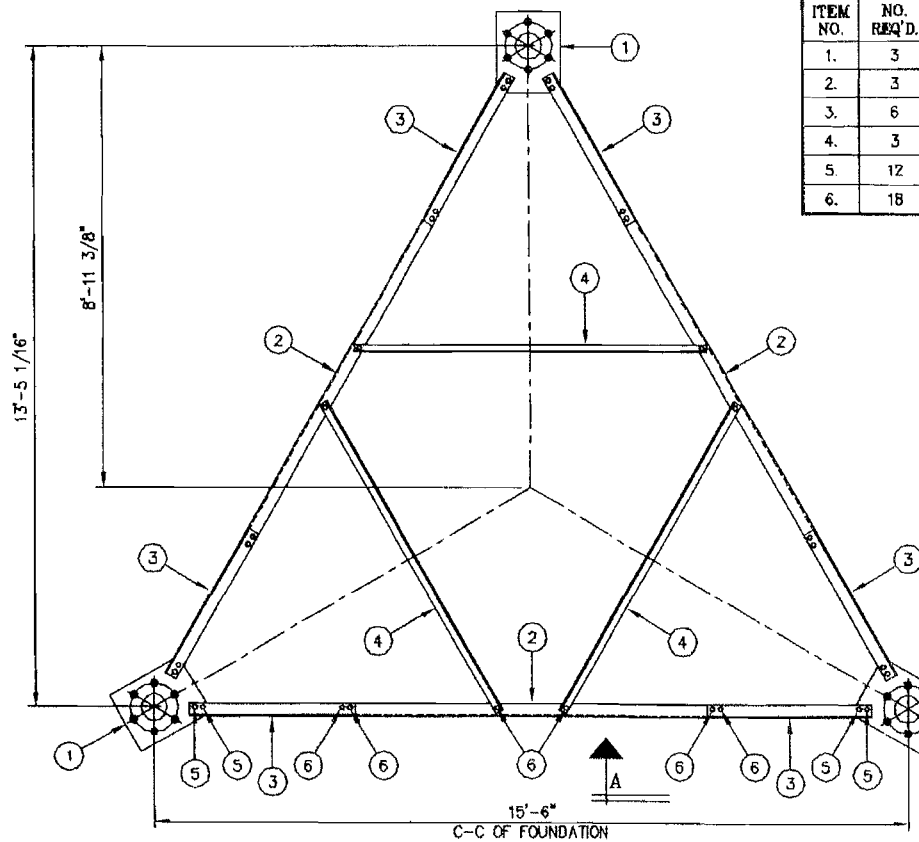
**FOUNDATION:** 175 FT. MODEL S3R-SD  
**SITE:** COUNTY DRIVE, MO  
**CUSTOMER:** BOONE COUNTY

**CONFIDENTIAL**  
 This document and the information contained herein is the confidential trade secret property of Sabre Communications Corporation ("Sabre") and must not be reproduced, copied or used, in whole or in part, for any purposes without the prior written consent of Sabre.  
 © 2015 Sabre Communications Corporation. All rights reserved.

JOB NO. 122944	SIZE B	DRAWING NO. 122944-F2	REV 0
DATE 05/21/15			
DRAWN BY RWM			
CHECKED BY ZAK		SCALE NONE	PAGE 1 OF 1



LIST OF MATERIAL							
ITEM NO.	NO. REQ'D.	DRAWING		PART NO.	DESCRIPTION	WEIGHT LBS.	PAINT
		NUMBER	REV				
1.	3	C30139237	0	C30139237	PLATE, ANCHOR BOLT TEMPLATE, 1 1/2" A.B. ON A 10 1/4" B.C.	97	N/R
2.	3	C30139413	0	C30139413	ANGLE, TEMPLATE SUPPORT, 3 X 3 X 3/16 X 10'-0	111	N/R
3.	6	C30139414	0	C30139414	ANGLE, TEMPLATE SUPPORT, 3 X 3 X 3/16 X 2'-4 3/4	53	N/R
4.	3	C30139443	0	C30139443	ANGLE, TEMPLATE SUPPORT, 2 1/2 X 2 1/2 X 3/16 X 7'-3	67	N/R
5.	12			C40026023	BOLT ASSEMBLY, 5/8" X 2 A325	8	
6.	18			C40026022	BOLT ASSEMBLY, 5/8" X 1 3/4 A325	8	
TOTAL WEIGHT IN LBS.						342	



(6) 1 1/2" ANCHOR BOLTS  
SPACED 60° APART ON A  
10 1/4" BOLT CIRCLE

**NOTE:**  
ALWAYS COMPARE THE DIMENSIONS SHOWN ON THIS DRAWING WITH  
THE PROPER CONCRETE FOUNDATION DRAWING, PRIOR TO PLACING  
CONCRETE.

**PLAN VIEW**

UNLESS OTHERWISE SPECIFIED  
ALL DIMENSIONS INCLUDE  
FINISHES AND ARE IN INCHES  
TOLERANCES: FRACTIONS ± 1/16"  
ANGLES ± 1/2 DEG.  
DECIMALS ± .010"

MATERIAL:  
TOLERANCES DO NOT APPLY  
TO RAW MATERIAL



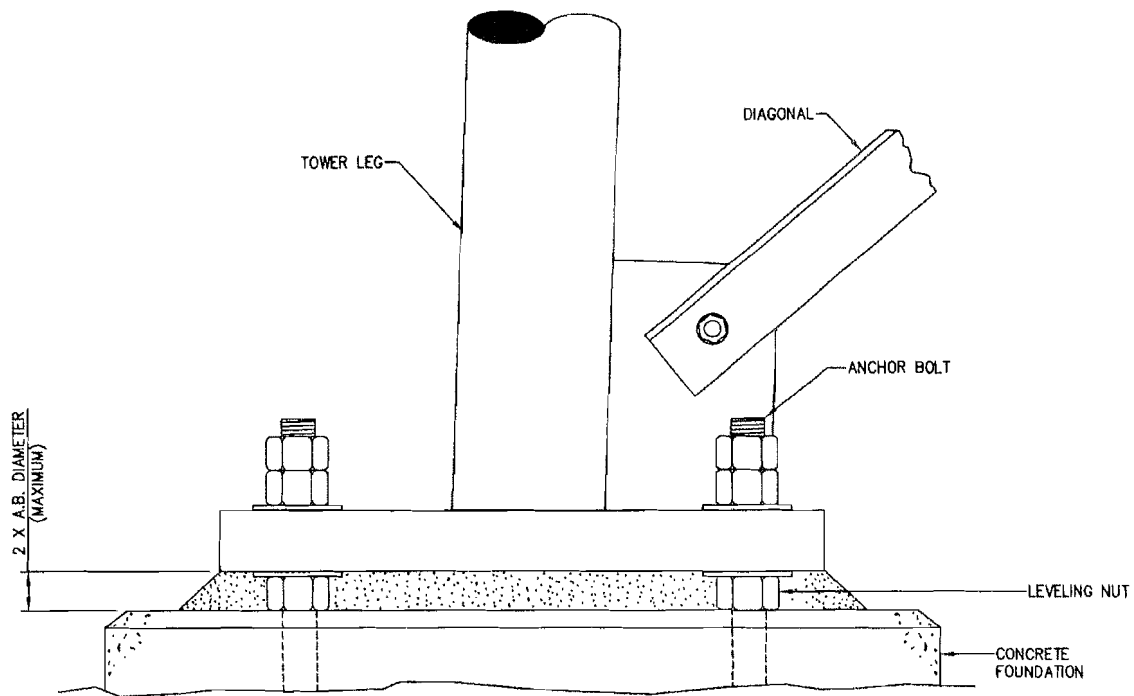
**CONFIDENTIAL**  
This document and the information  
contained herein is the confidential trade  
secret property of Sabre Communications  
Corporation ("Sabre") and must not be  
reproduced, copied or used, in whole or in  
part, for any purpose without the prior  
written consent of Sabre.  
© 2012 Sabre Communications Corporation.  
All rights reserved.

**LEG TO LEG TEMPLATE INSTALLATION  
FOR MODEL S3R-SD SECTION 07  
BASE SPREAD 15'-6" C-C OF FOUNDATION  
(6) 1 1/2" A.B. ON A 10 1/4" B.C.**

REV	DATE	DRW/CHK	DESCRIPTION

REF.	DATE	SIZE	DRAWING NO.	REV
9030259	3/8/12	B	9031085	0
DRAWN BY	LRS			
CHECKED BY	KLE			
		SCALE		PAGE
		None		1 OF 1





ELEVATION VIEW

**NOTES:**

1. AFTER THE TOWER HAS BEEN PARTIALLY ERECTED AND PLUMBED, INSTALL GROUT BETWEEN THE BASE PLATE AND THE TOP OF THE FOUNDATION.
2. GROUT IS TO BE A NON-SHRINK, HIGH STRENGTH GROUT WITH A MINIMUM COMPRESSIVE STRENGTH OF 5000 psi. INSTALL GROUT PER MANUFACTURER'S RECOMMENDATIONS.

UNLESS OTHERWISE SPECIFIED  
ALL DIMENSIONS INCLUDE  
FINISHES AND ARE IN INCHES  
TOLERANCES: FRACTIONS ± 1/16"  
ANGLES ± 1/2 DEG.  
DECIMALS ± .010"

MATERIAL:  
TOLERANCES DO NOT APPLY  
TO RAW MATERIAL



TOWER BASE INSTALLATION  
(S3R & S4R)

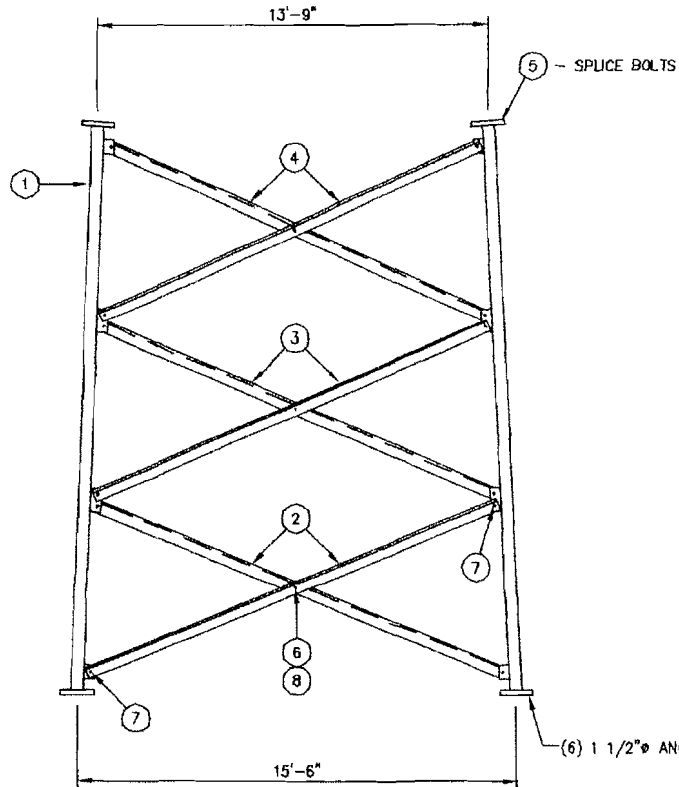
REV	DATE	DRW	CHK	DESCRIPTION
1	1/7/12	MLC	MLC	REVISED BASE PLATE TO FIN. GAP
2	1/28/07	MLC	MLC	ADDED GROUT NOTE
3	3/29/05	MLC	MLC	CHG. TITLE BLOCK DESCRIPTION TO INCLUDE S4R
4	6/11/04	MLC	MLC	RE-DRAWN Q110 TO SIZE TITLE BLOCK
5	03/12/01	MLC	MLC	RE-DRAWN IN AUTOCAD 2000
6	08/29/99	MLC	MLC	RE-DRAWN IN AUTOCAD
7	04/11/92	MLC	MLC	ADDED NEW TITLE BLOCK

**CONFIDENTIAL**  
This document and the information contained herein is the confidential trade secret property of Sabre Communications Corporation ("Sabre") and must not be reproduced, copied or used, in whole or in part, for any purpose without the prior written consent of Sabre.  
© 2012 Sabre Communications Corporation. All rights reserved.

DATE	05/20/97	SIZE	B	DRAWING NO.	906195	REV	7
DRAWN BY	MLC	SCALE	None	PAGE	1	OF 1	
CHECKED BY	DLW						



## LIST OF MATERIAL



**ELEVATION VIEW**

07-LEGS				
ITEM	QTY.	PART NO.	DESCRIPTION	WEIGHT LBS
1	3	07-T1181048	SECT. 7 LEG 4 1/2" Ø X 20'-0 5/16"	3923
TOTAL WEIGHT LBS				3923

07-T8300070 BRACING KIT				
ITEM	QTY.	PART NO.	DESCRIPTION	WEIGHT LBS
2	6	TS02581	ANGLE, DIAGONAL 3 X 3 X 3/16 X 15'-8 1/16"	362
3	6	TS02582	ANGLE, DIAGONAL 3 X 3 X 3/16 X 15'-2 1/16"	352
4	6	TS02583	ANGLE, DIAGONAL 3 X 3 X 3/16 X 14'-8"	340
TOTAL WEIGHT LBS				1054

SPLICE BOLTS				
ITEM	QTY.	PART NO.	DESCRIPTION	WEIGHT LBS
5	19	C40026115	BOLT ASSEMBLY, 1 1/2" Ø X 6 1/2" A325	115
TOTAL WEIGHT LBS				115

TK00260 HARDWARE KIT				
ITEM	QTY.	PART NO.	DESCRIPTION	WEIGHT LBS
6	10	C40026044	BOLT ASSEMBLY, 3/4" Ø X 2 1/4" A325	7
7	38	C40026043	BOLT ASSEMBLY, 3/4" Ø X 2" A325	27
8	10	C40047009	RINGFILL, 1/2" THICK - 3/4" Ø BOLT	2
TOTAL WEIGHT LBS				36

TOTAL SECTION WEIGHT - INCLUDES 3 LEGS, BRACING AND HARDWARE KIT	5128
--	------

**FIELD NOTES**

1. THE PART NUMBERS FOR ALL LEGS ARE LOCATED AT THE TOP OF EACH PART.
2. STEP BOLTS NOT PROVIDED FOR LEGS.

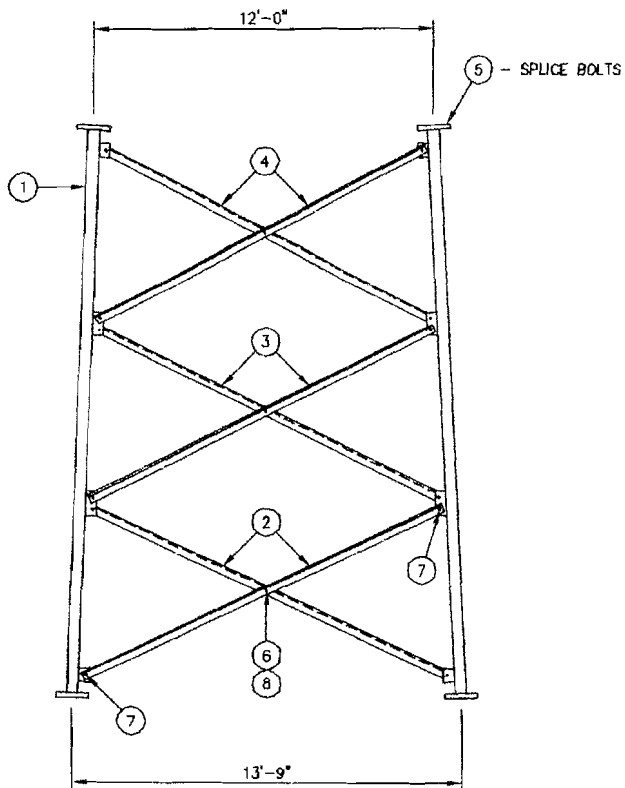
<p>UNLESS OTHERWISE SPECIFIED ALL DIMENSIONS INCLUDE FINISHES AND ARE IN INCHES</p> <p>TOLERANCES: FRACTIONS ± 1/16" ANGLES ± 1/2 DEG. DECIMALS ± .010"</p>	<p>MATERIAL:</p> <p>TOLERANCES DO NOT APPLY TO RAW MATERIAL</p>																																												
<table border="1" style="width: 100%; border-collapse: collapse;"> <thead> <tr> <th>REV</th> <th>DATE</th> <th>DRW/CHK</th> <th>DESCRIPTION</th> </tr> </thead> <tbody> <tr><td> </td><td> </td><td> </td><td> </td></tr> <tr><td> </td><td> </td><td> </td><td> </td></tr> <tr><td> </td><td> </td><td> </td><td> </td></tr> <tr><td> </td><td> </td><td> </td><td> </td></tr> <tr><td> </td><td> </td><td> </td><td> </td></tr> <tr><td> </td><td> </td><td> </td><td> </td></tr> <tr><td> </td><td> </td><td> </td><td> </td></tr> <tr><td> </td><td> </td><td> </td><td> </td></tr> <tr><td> </td><td> </td><td> </td><td> </td></tr> <tr><td> </td><td> </td><td> </td><td> </td></tr> </tbody> </table>	REV	DATE	DRW/CHK	DESCRIPTION																																									<p style="text-align: center;"><b>Sabre Industries</b> Towers and Poles</p> <p style="text-align: center;"><b>CONFIDENTIAL</b></p> <p>This document and the information contained herein is the confidential trade secret property of Sabre Communications Corporation ("Sabre") and must not be reproduced, copied or used, in whole or in part, for any purpose without the prior written consent of Sabre. © 2015 Sabre Communications Corporation. All rights reserved.</p>
REV	DATE	DRW/CHK	DESCRIPTION																																										

**SECTION ERECTION:** 07 07-T8300070

**SITE:** COUNTY DRIVE, MO

**CUSTOMER:** BOONE COUNTY

JOB NO. 122944	SIZE B	DRAWING NO. 122944-S07	REV 0
DATE 05/20/15	DRAWN BY RWM	SCALE NONE	PAGE 1 OF 1
CHECKED BY ZAK V			



ELEVATION VIEW

LIST OF MATERIAL

06-LEGS

ITEM	QTY.	PART NO.	DESCRIPTION	WEIGHT LBS
1	3	06-T1181040	SECT. 6 LEG 4 1/4" x 20'-0 5/16"	3495
TOTAL WEIGHT LBS				3495

06-T8300064 BRACING KIT

ITEM	QTY.	PART NO.	DESCRIPTION	WEIGHT LBS
2	6	TS02563	ANGLE, DIAGONAL 3 X 3 X 3/16 X 14'-0 7/8"	326
3	6	TS02564	ANGLE, DIAGONAL 3 X 3 X 3/16 X 13'-6 15/16"	314
4	6	TS02565	ANGLE, DIAGONAL 3 X 3 X 3/16 X 13'-1 1/16"	303
TOTAL WEIGHT LBS				943

SPLICE BOLTS

ITEM	QTY.	PART NO.	DESCRIPTION	WEIGHT LBS
5	19	C40026094	BOLT ASSEMBLY, 1 1/4" x 5 1/2" A325	69
TOTAL WEIGHT LBS				69

TK00260 HARDWARE KIT

ITEM	QTY.	PART NO.	DESCRIPTION	WEIGHT LBS
6	10	C40026044	BOLT ASSEMBLY, 3/4" x 2 1/4" A325	7
7	38	C40026043	BOLT ASSEMBLY, 3/4" x 2" A325	27
8	10	C40047009	RINGFILL, 1/2" THICK - 3/4" BOLT	2
TOTAL WEIGHT LBS				36

TOTAL SECTION WEIGHT - INCLUDES 3 LEGS, BRACING AND HARDWARE KIT 4543

FIELD NOTES

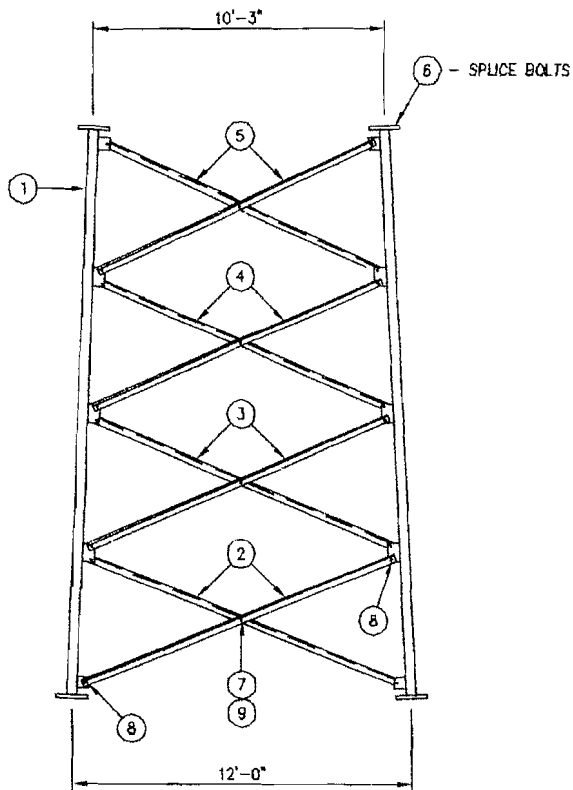
1. THE PART NUMBERS FOR ALL LEGS ARE LOCATED AT THE TOP OF EACH PART.
2. STEP BOLTS NOT PROVIDED FOR LEGS.

REV	DATE	BY	DESCRIPTION



**CONFIDENTIAL**  
 This document and the information contained herein is the confidential trade secret property of Sabre Communications Corporation ("Sabre") and must not be reproduced, copied or used, in whole or in part, for any purpose without the prior written consent of Sabre.  
 © 2015 Sabre Communications Corporation. All rights reserved.

SECTION ERECTION: 06 06-T8300064			
SITE: COUNTY DRIVE, MO			
CUSTOMER: BOONE COUNTY			
JOB NO. 122944	SIZE: B	DRAWING NO. 122944-S06	REV 0
DATE 05/20/15	DRAWN BY RWM	CHECKED BY ZAK	SCALE NONE
PAGE 1 OF 1		PAGE 1 OF 1	



ELEVATION VIEW

LIST OF MATERIAL

05-LEGS

ITEM	QTY.	PART NO.	DESCRIPTION	WEIGHT LBS
1	3	05-T1180944	SECT. 5 LEG 3 3/4" $\phi$ X 20'-0 5/16"	2735
TOTAL WEIGHT LBS				2735

05-T8300060 BRACING KIT

ITEM	QTY.	PART NO.	DESCRIPTION	WEIGHT LBS
2	6	TS02549	ANGLE, DIAGONAL 2 1/2 X 2 1/2 X 1/4 X 11'-10 13/16"	305
3	6	TS02550	ANGLE, DIAGONAL 2 1/2 X 2 1/2 X 1/4 X 11'-6 1/4"	295
4	6	TS02551	ANGLE, DIAGONAL 2 1/2 X 2 1/2 X 1/4 X 11'-1 5/8"	285
5	6	TS02552	ANGLE, DIAGONAL 2 1/2 X 2 1/2 X 1/4 X 10'-9"	275
TOTAL WEIGHT LBS				1160

SPLICE BOLTS

ITEM	QTY.	PART NO.	DESCRIPTION	WEIGHT LBS
6	19	C40026094	BOLT ASSEMBLY, 1 1/4" $\phi$ X 5 1/2" A325	69
TOTAL WEIGHT LBS				69

TK00259 HARDWARE KIT

ITEM	QTY.	PART NO.	DESCRIPTION	WEIGHT LBS
7	13	C40026024	BOLT ASSEMBLY, 5/8" $\phi$ X 2 1/4" A325	7
8	50	C40026023	BOLT ASSEMBLY, 5/8" $\phi$ X 2" A325	23
9	13	C40047003	RINGFILL, 3/8" THICK - 5/8" $\phi$ BOLT	2
TOTAL WEIGHT LBS				32

TOTAL SECTION WEIGHT - INCLUDES 3 LEGS, BRACING AND HARDWARE KIT 3996

FIELD NOTES

1. THE PART NUMBERS FOR ALL LEGS ARE LOCATED AT THE TOP OF EACH PART.
2. STEP BOLTS NOT PROVIDED FOR LEGS.

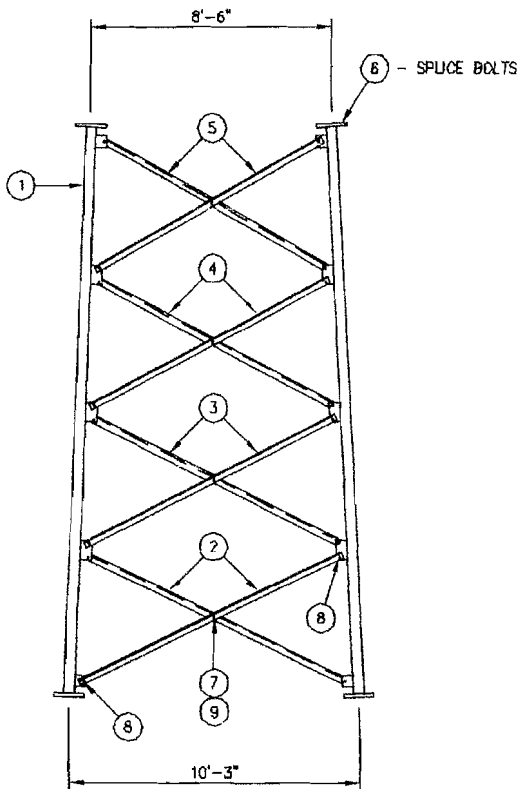
UNLESS OTHERWISE SPECIFIED ALL DIMENSIONS INCLUDE FINISHES AND ARE IN INCHES		MATERIAL:	
TOLERANCES: FRACTIONS $\pm$ 1/16" ANGLES $\pm$ 1/2 DEG. DECIMALS $\pm$ .010"		TOLERANCES DO NOT APPLY TO RAW MATERIAL	
REV	DATE	DRW/CHK	DESCRIPTION



CONFIDENTIAL  
This document and the information  
contained herein is the confidential trade  
secret property of Sabre Communications  
Corporation ("Sabre") and must not be  
reproduced, copied or used, in whole or in  
part, for any purpose without the prior  
written consent of Sabre.  
© 2016 Sabre Communications Corporation.  
All rights reserved.

SECTION ERECTION: 05 05-T8300060  
SITE: COUNTY DRIVE, MO  
CUSTOMER: BOONE COUNTY

JOB NO. 122944	SIZE B	DRAWING NO. 122944-S05	REV 0
DATE 05/20/15	DRAWN BY RWM	CHECKED BY ZAK	SCALE NONE
PAGE 1 OF 1		PAGE 1 OF 1	



ELEVATION VIEW

LIST OF MATERIAL

04-LEGS

ITEM	QTY.	PART NO.	DESCRIPTION	WEIGHT LBS
1	3	04-T1180944	SECT. 4 LEG 3 3/4" $\phi$ X 20'-0 5/16	2735
TOTAL WEIGHT LBS				2735

04-T8300052 BRACING KIT

ITEM	QTY.	PART NO.	DESCRIPTION	WEIGHT LBS
2	5	TS02517	ANGLE, DIAGONAL 2 X 2 X 1/4 X 10'-3 11/16	205
3	6	TS02518	ANGLE, DIAGONAL 2 X 2 X 1/4 X 9'-11 3/16	198
4	6	TS02519	ANGLE, DIAGONAL 2 X 2 X 1/4 X 9'-6 11/16	190
5	6	TS02520	ANGLE, DIAGONAL 2 X 2 X 1/4 X 9'-2 1/4	183
TOTAL WEIGHT LBS				776

SPLICE BOLTS

ITEM	QTY.	PART NO.	DESCRIPTION	WEIGHT LBS
6	19	C40026094	BOLT ASSEMBLY, 1 1/4" $\phi$ X 5 1/2" A325	69
TOTAL WEIGHT LBS				69

TK00259 HARDWARE KIT

ITEM	QTY.	PART NO.	DESCRIPTION	WEIGHT LBS
7	13	C40026024	BOLT ASSEMBLY, 5/8" $\phi$ X 2 1/4" A325	7
8	50	C40026023	BOLT ASSEMBLY, 5/8" $\phi$ X 2" A325	23
9	13	C40047003	RINGFILL, 3/8" THICK - 5/8" $\phi$ BOLT	2
TOTAL WEIGHT LBS				32

TOTAL SECTION WEIGHT - INCLUDES 3 LEGS, BRACING AND HARDWARE KIT 3612

FIELD NOTES

1. THE PART NUMBERS FOR ALL LEGS ARE LOCATED AT THE TOP OF EACH PART.
2. STEP BOLTS NOT PROVIDED FOR LEGS.

UNLESS OTHERWISE SPECIFIED ALL DIMENSIONS INCLUDE FINISHES AND ARE IN INCHES			MATERIAL:
TOLERANCES: FRACTIONS $\pm 1/16"$ HOLES $\pm 1/2$ DEG. DECIMALS $\pm .010"$			TOLERANCES DO NOT APPLY TO RAW MATERIAL
REV	DATE	DRWING	DESCRIPTION



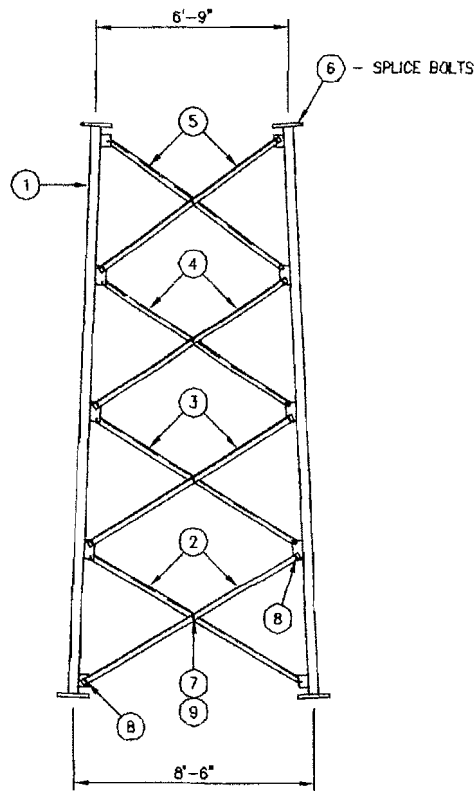
CONFIDENTIAL  
This document and the information contained herein is the confidential trade secret property of Sabre Communications Corporation ("Sabre") and must not be reproduced, copied or used, in whole or in part, for any purpose without the prior written consent of Sabre.  
© 2015 Sabre Communications Corporation. All rights reserved.

SECTION ERECTION: 04 04-T8300052

SITE: COUNTY DRIVE, MO

CUSTOMER: BOONE COUNTY

JOB NO. 122944	SIZE B	DRAWING NO. 122944-S04	REV 0
DATE 05/20/15	DRAWN BY RWM	CHECKED BY ZAK	SCALE NONE
PAGE 1 OF 1		PAGE 1 OF 1	



ELEVATION VIEW

LIST OF MATERIAL

03-LEGS

ITEM	QTY.	PART NO.	DESCRIPTION	WEIGHT LBS
1	3	03-T1180846	SECT. 3 LEG 3 1/2" x 20'-0" 5/16"	2337
TOTAL WEIGHT LBS				2337

03-T8300047 BRACING KIT

ITEM	QTY.	PART NO.	DESCRIPTION	WEIGHT LBS
2	6	TS02487	ANGLE, DIAGONAL 2 X 2 X 1/4 X 8'-10 1/2"	176
3	6	TS02498	ANGLE, DIAGONAL 2 X 2 X 1/4 X 8'-6 1/8"	169
4	6	TS02499	ANGLE, DIAGONAL 2 X 2 X 1/4 X 8'-1 7/8"	162
5	6	TS02500	ANGLE, DIAGONAL 2 X 2 X 1/4 X 7'-9 11/16"	155
TOTAL WEIGHT LBS				662

SPLICE BOLTS

ITEM	QTY.	PART NO.	DESCRIPTION	WEIGHT LBS
6	19	C40026080	BOLT ASSEMBLY, 1" x 4 3/4" A325	44
TOTAL WEIGHT LBS				44

TK00259 HARDWARE KIT

ITEM	QTY.	PART NO.	DESCRIPTION	WEIGHT LBS
7	13	C40026024	BOLT ASSEMBLY, 5/8" x 2 1/4" A325	7
8	50	C40026023	BOLT ASSEMBLY, 5/8" x 2" A325	23
9	13	C40047003	RINGFILL, 3/8" THICK - 5/8" BOLT	2
TOTAL WEIGHT LBS				32

TOTAL SECTION WEIGHT - INCLUDES 3 LEGS, BRACING AND HARDWARE KIT

3075

FIELD NOTES

1. THE PART NUMBERS FOR ALL LEGS ARE LOCATED AT THE TOP OF EACH PART.
2. STEP BOLTS NOT PROVIDED FOR LEGS.

UNLESS OTHERWISE SPECIFIED ALL DIMENSIONS INCLUDE FINISHES AND ARE IN INCHES		MATERIAL:
TOLERANCES: FRACTIONS ± 1/16" ANGLES ± 1/2 DEG. DECIMALS ± .010"		TOLERANCES DO NOT APPLY TO RAW MATERIAL
REV	DATE	DESCRIPTION



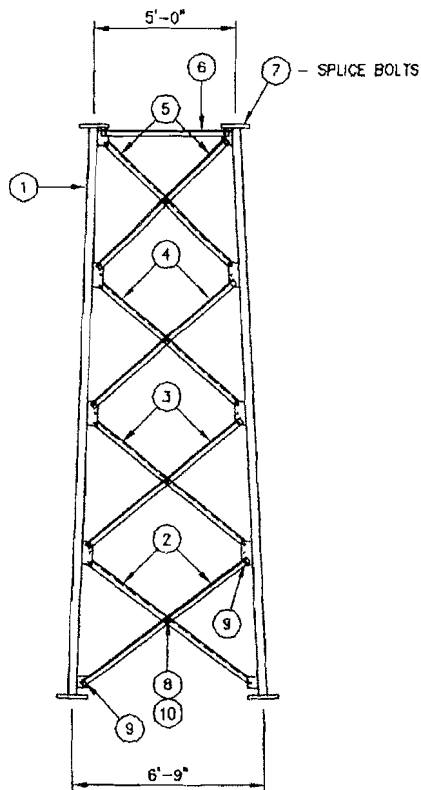
**CONFIDENTIAL**  
This document and the information contained herein is the confidential trade secret property of Sabre Communications Corporation ("Sabre") and must not be reproduced, copied or used, in whole or in part, for any purpose without the prior written consent of Sabre.  
© 2015 Sabre Communications Corporation. All rights reserved.

SECTION ERECTION: 03 03-T8300047

SITE: COUNTY DRIVE, MO

CUSTOMER: BOONE COUNTY

JOB NO. 122944		SIZE	DRAWING NO.		REV
DATE	05/20/15	B	122944-S03		0
DRAWN BY	RWM	SCALE		PAGE	
CHECKED BY	ZAK ✓	NONE		1 OF 1	



ELEVATION VIEW

LIST OF MATERIAL

02-LEGS

ITEM	QTY.	PART NO.	DESCRIPTION	WEIGHT LBS
1	3	02-T1180738	SECT. 2 LEG 3 1/4" $\phi$ X 20'-0 5/16"	2038
TOTAL WEIGHT LBS				2038

02-T8300039 BRACING KIT

ITEM	QTY.	PART NO.	DESCRIPTION	WEIGHT LBS
2	6	TS02465	ANGLE, DIAGONAL 2 X 2 X 1/4 X 7'-4 1/8"	146
3	6	TS02466	ANGLE, DIAGONAL 2 X 2 X 1/4 X 7'-0 1/8"	140
4	6	TS02467	ANGLE, DIAGONAL 2 X 2 X 1/4 X 6'-8 3/16"	133
5	6	TS02468	ANGLE, DIAGONAL 2 X 2 X 1/4 X 6'-4 7/16"	127
6	3	TS02451	ANGLE, HORIZONTAL 2 X 2 X 1/4 X 4'-5 5/8"	45
TOTAL WEIGHT LBS				591

SPLICE BOLTS

ITEM	QTY.	PART NO.	DESCRIPTION	WEIGHT LBS
7	19	C40028079	BOLT ASSEMBLY, 1" $\phi$ X 4 1/2 A325	43
TOTAL WEIGHT LBS				43

TK00148 HARDWARE KIT

ITEM	QTY.	PART NO.	DESCRIPTION	WEIGHT LBS
8	13	C40028024	BOLT ASSEMBLY, 5/8" $\phi$ X 2 1/4 A325	7
9	57	C40026023	BOLT ASSEMBLY, 5/8" $\phi$ X 2 A325	26
10	13	C40047003	RINGFILL, 3/8 THICK - 5/8" $\phi$ BOLT	2
TOTAL WEIGHT LBS				35

TOTAL SECTION WEIGHT - INCLUDES 3 LEGS, BRACING AND HARDWARE KIT 2707

FIELD NOTES

1. THE PART NUMBERS FOR ALL LEGS ARE LOCATED AT THE TOP OF EACH PART.
2. STEP BOLTS NOT PROVIDED FOR LEGS.

UNLESS OTHERWISE SPECIFIED  
ALL DIMENSIONS INCLUDE  
FINISHES AND ARE IN INCHES  
TOLERANCES: FRACTIONS  $\pm 1/16"$   
ANGLES  $\pm 1/2$  DEG.  
DECIMALS  $\pm .010"$

MATERIAL:  
TOLERANCES DO NOT APPLY  
TO RAW MATERIAL



**CONFIDENTIAL**  
This document and the information contained herein is the confidential trade secret property of Sabre Communications Corporation ("Sabre") and must not be reproduced, copied or used, in whole or in part, for any purpose without the prior written consent of Sabre.  
© 2015 Sabre Communications Corporation. All rights reserved.

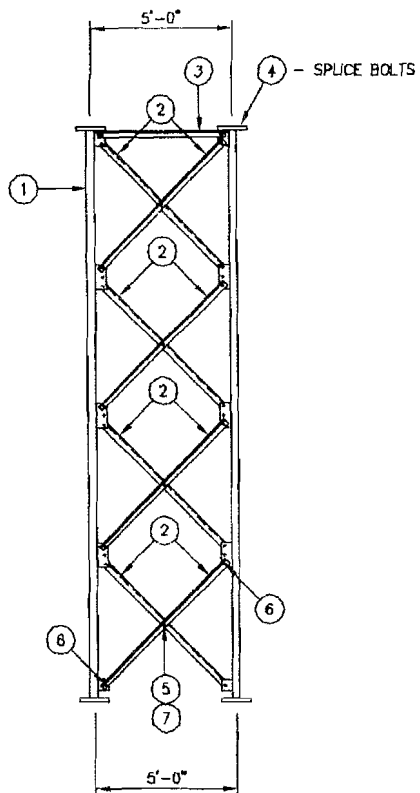
SECTION ERECTION: 02 02-T8300039

SITE: COUNTY DRIVE, MO

CUSTOMER: BOONE COUNTY

REV	DATE	BY	CHK	DESCRIPTION

JOB NO.	SIZE	DRAWING NO.	REV
122944	B	122944-S02	0
DATE	DRAWN BY	CHECKED BY	PAGE
05/20/15	RWM	ZAK V	1 OF 1
SCALE	NONE		



ELEVATION VIEW

## LIST OF MATERIAL

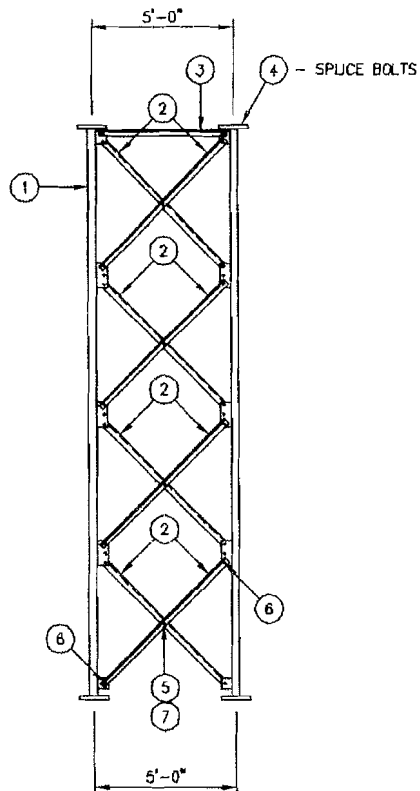
01-20-LEGS				
ITEM	QTY.	PART NO.	DESCRIPTION	WEIGHT LBS
1	3	01-T1180632	SECT. 1 LEG 3 $\phi$ X 20'-0 5/16	1754
TOTAL WEIGHT LBS				1754
01-T8300032 BRACING KIT				
ITEM	QTY.	PART NO.	DESCRIPTION	WEIGHT LBS
2	24	TS02444	ANGLE, DIAGONAL 2 X 2 X 5/16 X 6'-2 3/4	610
3	3	TS02412	ANGLE, HORIZONTAL 2 X 2 X 5/16 X 4'-5 3/4	55
TOTAL WEIGHT LBS				665
SPLICE BOLTS				
ITEM	QTY.	PART NO.	DESCRIPTION	WEIGHT LBS
4	19	C40026077	BOLT ASSEMBLY, 1 $\phi$ X 4 A325	39
TOTAL WEIGHT LBS				39
TK00146 HARDWARE KIT				
ITEM	QTY.	PART NO.	DESCRIPTION	WEIGHT LBS
5	13	C40026024	BOLT ASSEMBLY, 5/8 $\phi$ X 2 1/4 A325	7
6	57	C40026023	BOLT ASSEMBLY, 5/8 $\phi$ X 2 A325	26
7	13	C40047003	RINGFILL, 3/8 THICK - 5/8 $\phi$ BOLT	2
TOTAL WEIGHT LBS				35
TOTAL SECTION WEIGHT - INCLUDES 3 LEGS, BRACING AND HARDWARE KIT				2493

### FIELD NOTES

1. THE PART NUMBERS FOR ALL LEGS ARE LOCATED AT THE TOP OF EACH PART.
2. STEP BOLTS NOT PROVIDED FOR LEGS.

UNLESS OTHERWISE SPECIFIED ALL DIMENSIONS INCLUDE FINISHES AND ARE IN INCHES		MATERIAL:				SECTION ERECTION: 01-20 01-T8300032			
TOLERANCES: FRACTIONS $\pm$ 1/16" ANGLES $\pm$ 1/2 DEG. DECIMALS $\pm$ .010"		TOLERANCES DO NOT APPLY TO RAW MATERIAL				SITE: COUNTY DRIVE, MO			
				<b>CONFIDENTIAL</b> This document and the information contained herein is the confidential trade secret property of Sabre Communications Corporation ("Sabre") and must not be reproduced, copied or used, in whole or in part, for any purpose without the prior written consent of Sabre. © 2015 Sabre Communications Corporation. All rights reserved.		CUSTOMER: BOONE COUNTY			
REV	DATE	DRW/CHK	DESCRIPTION	JOB NO. 122944	SIZE B	DRAWING NO. 122944-S01-1	REV 0	SCALE NONE	PAGE 1 OF 1
				DATE 05/20/15					
				DRAWN BY RWM					
				CHECKED BY ZAK					





ELEVATION VIEW

### LIST OF MATERIAL

01-20-LEGS				
ITEM	QTY.	PART NO.	DESCRIPTION	WEIGHT LBS
1	3	01-T1180616	SECT. 1 LEG 2 1/4" x 20'-0" 5/16"	1066
TOTAL WEIGHT LBS				1066
01-T8300030 BRACING KIT				
ITEM	QTY.	PART NO.	DESCRIPTION	WEIGHT LBS
2	24	TS02442	ANGLE, DIAGONAL 2 x 2 x 3/16 x 6'-2 3/4"	379
3	3	TS02410	ANGLE, HORIZONTAL 2 x 2 x 3/16 x 4'-5 3/4"	34
TOTAL WEIGHT LBS				413
SPLICE BOLTS				
ITEM	QTY.	PART NO.	DESCRIPTION	WEIGHT LBS
4	13	C40026048	BOLT ASSEMBLY, 3/4" x 3 1/4" A325	11
TOTAL WEIGHT LBS				11
TK00134 HARDWARE KIT				
ITEM	QTY.	PART NO.	DESCRIPTION	WEIGHT LBS
5	13	C40026023	BOLT ASSEMBLY, 5/8" x 2" A325	6
6	57	C40026022	BOLT ASSEMBLY, 5/8" x 1 3/4" A325	25
7	13	C40047003	RINGFILL, 3/8" THICK - 5/8" BOLT	2
TOTAL WEIGHT LBS				33
TOTAL SECTION WEIGHT - INCLUDES 3 LEGS, BRACING AND HARDWARE KIT				1523

#### FIELD NOTES

1. THE PART NUMBERS FOR ALL LEGS ARE LOCATED AT THE TOP OF EACH PART.
2. STEP BOLTS NOT PROVIDED FOR LEGS.

UNLESS OTHERWISE SPECIFIED ALL DIMENSIONS INCLUDE FINISHES AND ARE IN INCHES		MATERIAL:				SECTION ERECTION: 01-20 01-T8300030			
TOLERANCES: FRACTIONS ± 1/16" ANGLES ± 1/2 DEG. DECIMALS ± .010"		TOLERANCES DO NOT APPLY TO RAW MATERIAL				SITE: COUNTY DRIVE, MO			
				CONFIDENTIAL		CUSTOMER: BOONE COUNTY			
				This document and the information contained herein is the confidential trade secret property of Sabre Communications Corporation ("Sabre") and must not be reproduced, copied or used, in whole or in part, for any purpose without the prior written consent of Sabre. © 2015 Sabre Communications Corporation. All rights reserved.		JOB NO. 122944	SIZE B	DRAWING NO.	REV
DATE	05/20/15					122944-S01-2	0		
DRAWN BY	RWM					SCALE	PAGE		
CHECKED BY	ZAK					NONE	1 OF 1		
REV	DATE	DRW/CHEK	DESCRIPTION						



## LIST OF MATERIAL

### 01-15-LEGS

ITEM	QTY.	PART NO.	DESCRIPTION	WEIGHT LBS
1	3	01-11180552	SECT. 1 LEG 1 3/4" X 15'-0"	540
TOTAL WEIGHT LBS				540

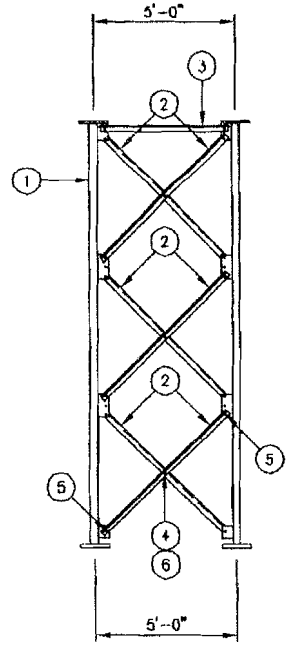
### 01-T8300021 BRACING KIT

ITEM	QTY.	PART NO.	DESCRIPTION	WEIGHT LBS
2	18	TS02433	ANGLE, DIAGONAL 2 X 2 X 1/8" X 6'-2 3/8"	191
3	3	TS02409	ANGLE, HORIZONTAL 2 X 2 X 1/8" X 4'-5 3/4"	23
TOTAL WEIGHT LBS				214

### TK00257 HARDWARE KIT

ITEM	QTY.	PART NO.	DESCRIPTION	WEIGHT LBS
4	10	C40026023	BOLT ASSEMBLY, 5/8" X 2 A325	5
5	45	C40026022	BOLT ASSEMBLY, 5/8" X 1 3/4" A325	20
6	10	C40047003	RINGFILL, 3/8" THICK - 5/8" BOLT	1
TOTAL WEIGHT LBS				26

TOTAL SECTION WEIGHT - INCLUDES 3 LEGS, BRACING AND HARDWARE KIT 780



**ELEVATION VIEW**

### FIELD NOTES

1. THE PART NUMBERS FOR ALL LEGS ARE LOCATED AT THE TOP OF EACH PART.
2. STEP BOLTS NOT PROVIDED FOR LEGS.

UNLESS OTHERWISE SPECIFIED  
ALL DIMENSIONS INCLUDE  
FINISHES AND ARE IN INCHES

TOLERANCES: FRACTIONS ± 1/16"  
ANGLES ± 1/2 DEG.  
DECIMALS ± .010"

MATERIAL:

TOLERANCES DO NOT APPLY  
TO RAW MATERIAL



**CONFIDENTIAL**

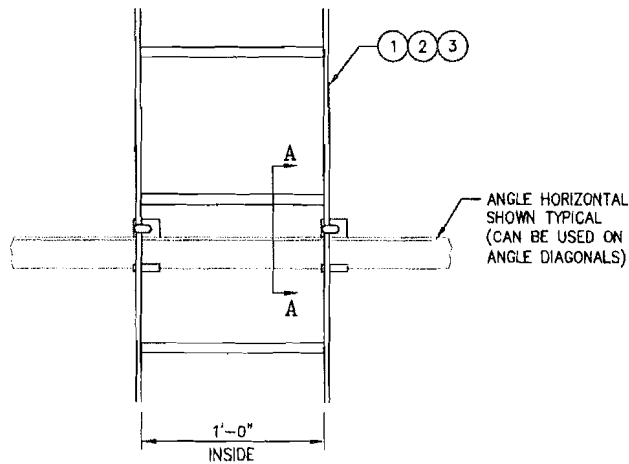
This document and the information contained herein is the confidential trade secret property of Sabre Communications Corporation ("Sabre") and must not be reproduced, copied or used, in whole or in part, for any purpose without the prior written consent of Sabre.

© 2015 Sabre Communications Corporation. All rights reserved.

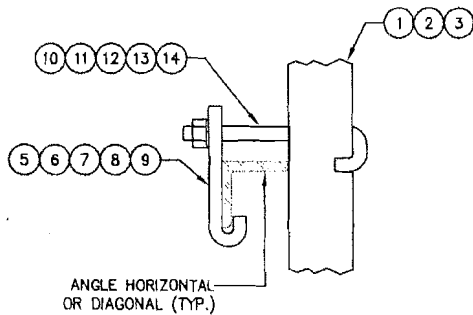
**SECTION ERECTION:** 01-15 01-T8300021  
**SITE:** COUNTY DRIVE, MO  
**CUSTOMER:** BOONE COUNTY

REV	DATE	DRAWING	DESCRIPTION

JOB NO. 122944	SIZE B	DRAWING NO. 122944-S01-3	REV 0
DATE 05/20/15	DRAWN BY RWM	SCALE NONE	PAGE 1 OF 1
CHECKED BY ZAK			



**ELEVATION**  
(TYPICAL MOUNTING DETAIL)



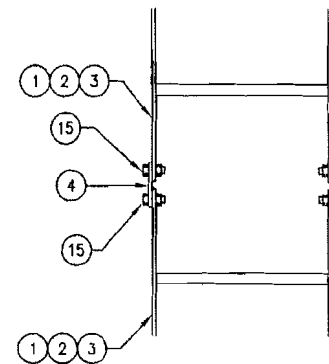
**SECTION A-A**

ANGLE HORIZONTAL  
SHOWN TYPICAL  
(CAN BE USED ON  
ANGLE DIAGONALS)

**NOTE:**  
MAXIMUM SPACING OF LADDER CLIPS  
UP THE TOWER TO BE ±10'-0\".

LIST OF MATERIAL				
ITEM	QTY.	PART NO.	DESCRIPTION	WEIGHT
1.	A/R	CW00031	WELDMENT, 20 FT CLIMBING LADDER	
2.	A/R	CW00029	WELDMENT, 10 FT CLIMBING LADDER	
3.	A/R	CW00028	WELDMENT, 5 FT CLIMBING LADDER	
4.	A/R	CS00037	PLATE, LADDER SPLICE	
5.	A/R	CS00169	CLIP, LADDER ATTACHMENT (1 1/2" - 4" ANGLES)	
6.	A/R	CS00170	CLIP, LADDER ATTACHMENT (5" - 6" ANGLES: 3/8" THK. & UNDER)	
7.	A/R	CS00171	CLIP, LADDER ATTACHMENT (1 1/2" - 6" ANGLES)	
8.	A/R	CS00808	CLIP, LADDER ATTACHMENT (4" - 6" ANGLES: 1/2" TO 3/4" THK.)	
9.	A/R	CS01212	CLIP, LADDER ATTACHMENT (8" ANGLES)	
10.	A/R	C40039001	J-BOLT ASSY., 3/8 (1 1/2" - 2 1/2" ANGLES)	
11.	A/R	C40039002	J-BOLT ASSY., 3/8 (3" - 4" ANGLES)	
12.	A/R	C40039003	J-BOLT ASSY., 3/8 (5" - 6" ANGLES)	
13.	A/R	C40039009	J-BOLT ASSY., 3/8 (3" - 6" ANGLES, 1/2" & 3/4" THK)	
14.	A/R	C40039012	J-BOLT ASSY., 3/8 (8" ANGLES, 1/2" & 3/4" THK)	
15.	A/R	C40024004	BOLT ASSEMBLY, 3/8 X 1 1/2 GR5	
				TOTAL WEIGHT

"SEE JOB SPECIFIC BILL OF MATERIAL FOR QTY'S."



**SPLICE DETAIL**

REV	DATE	BY	CHK	DESCRIPTION
1	4/25/00	ZAK	DLW	WARRANTY LADDER CLIP CS00169 & J-BOLT 340009
2	3/15/01	ZAK	DLW	WARRANTY LADDER CLIP CS00169 & J-BOLT 340009
3	12/12/01	ZAK	DLW	WARRANTY LADDER CLIP CS00169 & J-BOLT 340009
4	07/25/02	ZAK	DLW	WARRANTY LADDER CLIP CS00169 & J-BOLT 340009
5	07/25/02	ZAK	DLW	WARRANTY LADDER CLIP CS00169 & J-BOLT 340009
6	4/21/03	ZAK	DLW	WARRANTY LADDER CLIP CS00169 & J-BOLT 340009
7	3/27/03	ZAK	DLW	WARRANTY LADDER CLIP CS00169 & J-BOLT 340009
8	12/15/07	ZAK	DLW	WARRANTY LADDER CLIP CS00169 & J-BOLT 340009
9	12/15/07	ZAK	DLW	WARRANTY LADDER CLIP CS00169 & J-BOLT 340009
10	8/27/07	ZAK	DLW	WARRANTY LADDER CLIP CS00169 & J-BOLT 340009

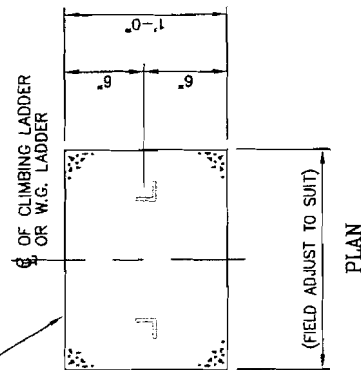
**Sabre Industries**  
Towers and Poles

**CONFIDENTIAL**  
This document and the information contained herein is the confidential trade secret property of Sabre Communications Corporation ("Sabre") and must not be reproduced, copied or used, in whole or in part, for any purpose without the prior written consent of Sabre.  
© 2007 Sabre Communications Corporation. All rights reserved.

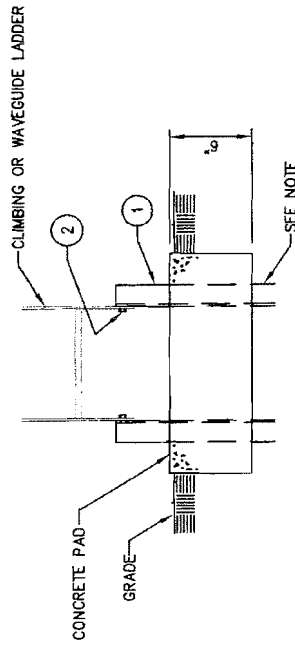
**TYPICAL CLIMBING LADDER INSTALLATION**  
(STANDARD 12" WIDE LADDER)

DATE	4/18/97	SIZE	B	DRAWING NO.	907812	REV	10
DRAWN BY	ZAK	CHECKED BY	DLW	SCALE	None	PAGE	1 OF 1

LIST OF MATERIAL			WEIGHT
ITEM	QTY.	PART NO.	DESCRIPTION
1.	A/R	CS00242	ANGLE, LADDER BASE SUPPORT
2.	A/R	C40024004	BOLT ASSEMBLY, 3/8" X 1 1/2" GR5
			TOTAL WEIGHT

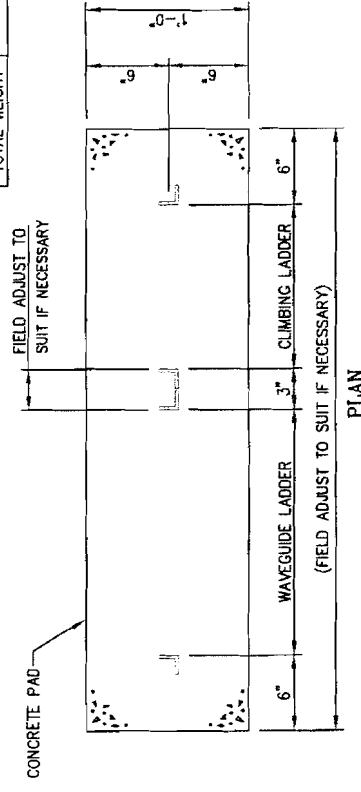


PLAN

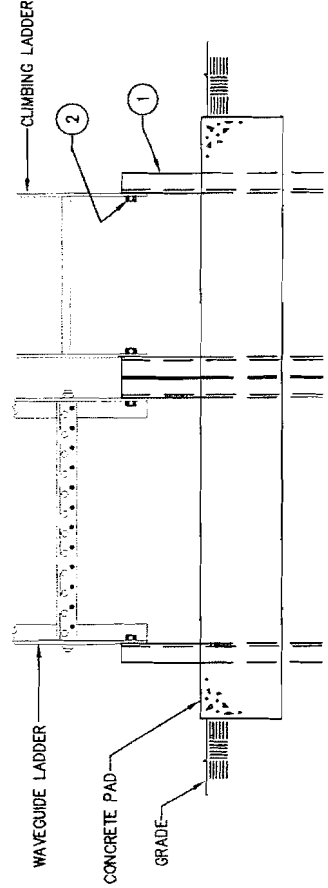


SINGLE LADDER BASE INSTALLATION FOR HD SERIES

**NOTE.**  
 1. SUPPORT ANGLES MAY BE CUT IN FIELD TO PREVENT PROTRUDING THROUGH THE BOTTOM OF THE CONCRETE BLOCK.  
 2. THE BEARING MATERIAL BENEATH THE CONCRETE SHALL CONSIST OF NON-EXPANSIVE AND NON-FROST SUSCEPTIBLE (NFS) MATERIAL.



PLAN



DOUBLE LADDER BASE INSTALLATION FOR 2B, SSR & VARIOUS SERIES

REV	DATE	BY	DESCRIPTION
1	2/17/75		REVISIONS TO DRAWING
2	3/17/75		REVISIONS TO DRAWING
3	3/17/75		REVISIONS TO DRAWING
4	3/17/75		REVISIONS TO DRAWING
5	3/17/75		REVISIONS TO DRAWING
6	3/17/75		REVISIONS TO DRAWING
7	3/17/75		REVISIONS TO DRAWING

UNLESS OTHERWISE SPECIFIED  
 ALL DIMENSIONS INCLUDE  
 FINISHES AND ARE IN INCHES  
 TOLERANCES: FRACTIONS ± 1/16"  
 ANGLES ± 1/2 DEG.  
 DECIMALS ± .010"

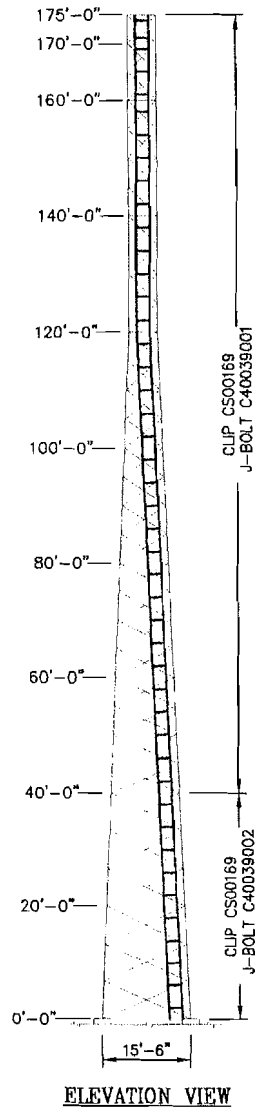
TOLERANCES DO NOT APPLY  
 TO RAW MATERIAL

CONFIDENTIAL  
 Sabre Industries  
 Towers and Poles

This document and the information contained herein are confidential trade secrets of Sabre Industries Corporation ("Sabre") and must not be reproduced, copied or used, in whole or in part, for any purpose without the prior written consent of Sabre, Inc. © 2007 Sabre Communications Corporation. All rights reserved.

LADDER BASE INSTALLATION FOR  
 SELF-SUPPORTING TOWERS

DATE	4/18/97	SIZE	B	DRAWING NO.	907813	REV	7
DRAWN BY	ZAK	CHECKED BY	DLW	SCALE	None	PAGE	1 OF 1



WAVEGUIDE LADDER				
ITEM	QTY.	PART NO.	DESCRIPTION	WEIGHT LBS
1	16	CS00146	ANGLE, WAVEGUIDE LADDER RAIL 20 FT. W/4 FT. RUNG SPC	480
2	2	CS00148	ANGLE, WAVEGUIDE LADDER RAIL 10 FT. W/4 FT. RUNG SPC	30
3	2	CS00149	ANGLE, WAVEGUIDE LADDER RAIL 5 FT. W/3 FT. RUNG SPC	15
4	45	CS00151	ANGLE, WAVEGUIDE LADDER SUPPORT (12 HOLE)	171
5	18	CS00037	PLATE, LADDER SPLICE	7
6	40	CS00169	CLIP, LADDER ATTACHMENT	22
TOTAL WEIGHT LBS				725

LADDER HARDWARE				
ITEM	QTY.	PART NO.	DESCRIPTION	WEIGHT LBS
7	12	C40039002	J-BOLT ASSEMBLY, 3/8 $\phi$ X 7 1/4 I.L.	4
8	28	C40039001	J-BOLT ASSEMBLY, 3/8 $\phi$ X 5 3/4 I.L.	8
9	126	C40024004	BOLT ASSEMBLY, 3/8 $\phi$ X 1 1/2 GRD 5	13
TOTAL WEIGHT LBS				25

**FIELD NOTES**

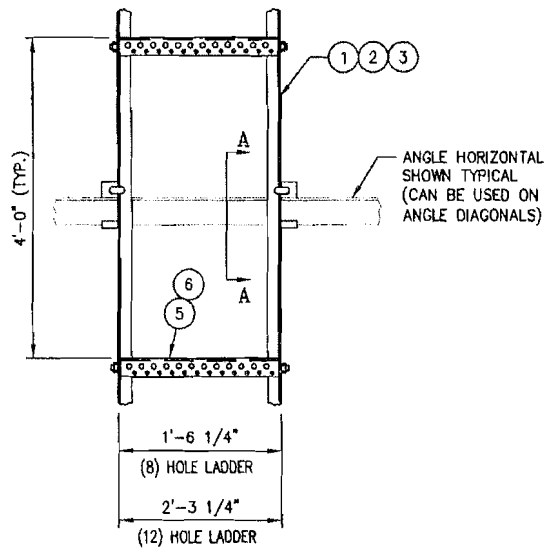
1. FROM ELEVATION 0'-0" TO 40'-0" ATTACH WAVEGUIDE LADDER TO EACH TOWER DIAGONAL.  
FROM ELEVATION 40'-0" TO 175'-0" ATTACH WAVEGUIDE LADDER TO EVERY OTHER TOWER DIAGONAL.
2. SEE REFERENCE DWG. 907338 FOR WAVEGUIDE LADDER INSTALLATION AND ATTACHMENT DETAIL.
3. SEE CUSTOMER REQUESTS FOR PROPER FACE POSITIONING OF ALL LADDERS.
4. WAVEGUIDE LADDERS ARE NEVER TO BE USED AS A CLIMBING DEVICE.

UNLESS OTHERWISE SPECIFIED ALL DIMENSIONS INCLUDE FINISHES AND ARE IN INCHES	MATERIAL:		
TOLERANCES: FRACTIONS $\pm 1/16"$ ANGLES $\pm 1/2$ DEG. DECIMALS $\pm .010"$	TOLERANCES DO NOT APPLY TO RAW MATERIAL		
REV	DATE	DRW/CHK	DESCRIPTION

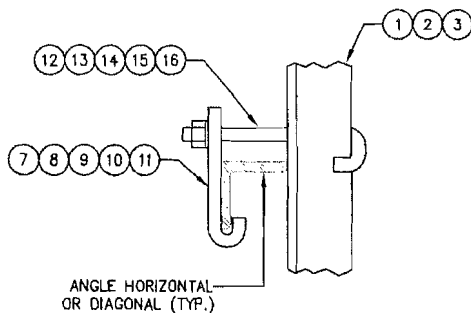
**Sabre Industries**  
Towers and Poles

**CONFIDENTIAL**  
This document and the information contained herein is the confidential trade secret property of Sabre Communications Corporation ("Sabre") and must not be reproduced, copied or used, in whole or in part, for any purpose without the prior written consent of Sabre.  
© 2015 Sabre Communications Corporation. All rights reserved.

W/G LADDER: 175 FT. MODEL S3R-SD			
SITE: COUNTY DRIVE, MO			
CUSTOMER: BOONE COUNTY			
JOB NO. 122944	SIZE B	DRAWING NO. 122944-WG1	REV 0
DATE 06/08/15	DRAWN BY DRL	CHECKED BY ZAK	SCALE NONE PAGE 1 OF 1



**ELEVATION**  
(TYPICAL MOUNTING DETAIL)



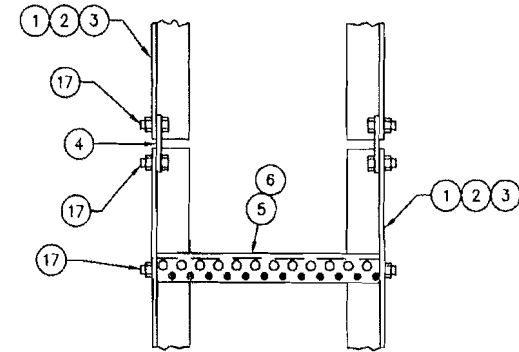
**SECTION A-A**

**NOTE:**  
MAXIMUM SPACING OF LADDER CLIPS  
UP THE TOWER TO BE  $\pm 10'$ -0".

**LIST OF MATERIAL**

ITEM	QTY.	PART NO.	DESCRIPTION	WEIGHT
1.	A/R	CS00146	ANGLE, WAVEGUIDE LADDER RAIL 20 FT.	
2.	A/R	CS00148	ANGLE, WAVEGUIDE LADDER RAIL 10 FT.	
3.	A/R	CS00149	ANGLE, WAVEGUIDE LADDER RAIL 5 FT.	
4.	A/R	CS00037	PLATE, LADDER SPLICE	
5.	A/R	CS00151	ANGLE WAVEGUIDE SUPPORT (12 HOLE)	
6.	A/R	CS00150	ANGLE WAVEGUIDE SUPPORT (8 HOLE)	
7.	A/R	CS00169	CLIP, LADDER ATTACHMENT (1 1/2" - 4" ANGLES)	
8.	A/R	CS00170	CLIP, LADDER ATTACHMENT (5" - 6" ANGLES: 3/8" THK. & UNDER)	
9.	A/R	CS00171	CLIP, LADDER ATTACHMENT (1 1/2" - 6" ANGLES: 1/2" THK. & UNDER)	
10.	A/R	CS00808	CLIP, LADDER ATTACHMENT (4" - 6" ANGLES: 1/2" TO 3/4" THK.)	
11.	A/R	CS01212	CLIP, LADDER ATTACHMENT (8" ANGLES)	
12.	A/R	C40039001	J-BOLT ASSY., 3/8 (1 1/2" - 2 1/2" ANGLES)	
13.	A/R	C40039002	J-BOLT ASSY., 3/8 (3" - 4" ANGLES)	
14.	A/R	C40039003	J-BOLT ASSY., 3/8 (5" - 6" ANGLES)	
15.	A/R	C40039009	J-BOLT ASSY., 3/8 (3" - 6" ANGLES, 1/2" & 3/4" THK)	
16.	A/R	C40039012	J-BOLT ASSY., 3/8 (8" ANGLES, 1/2" & 3/4" THK)	
17.	A/R	C40024004	BOLT ASSEMBLY, 3/8 X 1 1/2 GR5	
<b>TOTAL WEIGHT</b>				

\*SEE JOB SPECIFIC BILL OF MATERIAL FOR QTY'S.\*



**SPLICE DETAIL**

REV	DATE	DRW/CHK	DESCRIPTION
1	12/27/03		MAXIMUM SPACING OF LADDER CLIPS UP THE TOWER TO BE $\pm 10'$ -0".
2	12/27/03		MAXIMUM SPACING OF LADDER CLIPS UP THE TOWER TO BE $\pm 10'$ -0".
3	12/27/03		MAXIMUM SPACING OF LADDER CLIPS UP THE TOWER TO BE $\pm 10'$ -0".
4	12/27/03		MAXIMUM SPACING OF LADDER CLIPS UP THE TOWER TO BE $\pm 10'$ -0".
5	12/27/03		MAXIMUM SPACING OF LADDER CLIPS UP THE TOWER TO BE $\pm 10'$ -0".
6	12/27/03		MAXIMUM SPACING OF LADDER CLIPS UP THE TOWER TO BE $\pm 10'$ -0".
7	12/27/03		MAXIMUM SPACING OF LADDER CLIPS UP THE TOWER TO BE $\pm 10'$ -0".
8	12/27/03		MAXIMUM SPACING OF LADDER CLIPS UP THE TOWER TO BE $\pm 10'$ -0".
9	12/27/03		MAXIMUM SPACING OF LADDER CLIPS UP THE TOWER TO BE $\pm 10'$ -0".
10	12/27/03		MAXIMUM SPACING OF LADDER CLIPS UP THE TOWER TO BE $\pm 10'$ -0".
11	12/27/03		MAXIMUM SPACING OF LADDER CLIPS UP THE TOWER TO BE $\pm 10'$ -0".
12	12/27/03		MAXIMUM SPACING OF LADDER CLIPS UP THE TOWER TO BE $\pm 10'$ -0".
13	12/27/03		MAXIMUM SPACING OF LADDER CLIPS UP THE TOWER TO BE $\pm 10'$ -0".
14	12/27/03		MAXIMUM SPACING OF LADDER CLIPS UP THE TOWER TO BE $\pm 10'$ -0".
15	12/27/03		MAXIMUM SPACING OF LADDER CLIPS UP THE TOWER TO BE $\pm 10'$ -0".
16	12/27/03		MAXIMUM SPACING OF LADDER CLIPS UP THE TOWER TO BE $\pm 10'$ -0".
17	12/27/03		MAXIMUM SPACING OF LADDER CLIPS UP THE TOWER TO BE $\pm 10'$ -0".
18	12/27/03		MAXIMUM SPACING OF LADDER CLIPS UP THE TOWER TO BE $\pm 10'$ -0".
19	12/27/03		MAXIMUM SPACING OF LADDER CLIPS UP THE TOWER TO BE $\pm 10'$ -0".
20	12/27/03		MAXIMUM SPACING OF LADDER CLIPS UP THE TOWER TO BE $\pm 10'$ -0".
21	12/27/03		MAXIMUM SPACING OF LADDER CLIPS UP THE TOWER TO BE $\pm 10'$ -0".
22	12/27/03		MAXIMUM SPACING OF LADDER CLIPS UP THE TOWER TO BE $\pm 10'$ -0".
23	12/27/03		MAXIMUM SPACING OF LADDER CLIPS UP THE TOWER TO BE $\pm 10'$ -0".
24	12/27/03		MAXIMUM SPACING OF LADDER CLIPS UP THE TOWER TO BE $\pm 10'$ -0".
25	12/27/03		MAXIMUM SPACING OF LADDER CLIPS UP THE TOWER TO BE $\pm 10'$ -0".
26	12/27/03		MAXIMUM SPACING OF LADDER CLIPS UP THE TOWER TO BE $\pm 10'$ -0".
27	12/27/03		MAXIMUM SPACING OF LADDER CLIPS UP THE TOWER TO BE $\pm 10'$ -0".
28	12/27/03		MAXIMUM SPACING OF LADDER CLIPS UP THE TOWER TO BE $\pm 10'$ -0".
29	12/27/03		MAXIMUM SPACING OF LADDER CLIPS UP THE TOWER TO BE $\pm 10'$ -0".
30	12/27/03		MAXIMUM SPACING OF LADDER CLIPS UP THE TOWER TO BE $\pm 10'$ -0".
31	12/27/03		MAXIMUM SPACING OF LADDER CLIPS UP THE TOWER TO BE $\pm 10'$ -0".
32	12/27/03		MAXIMUM SPACING OF LADDER CLIPS UP THE TOWER TO BE $\pm 10'$ -0".
33	12/27/03		MAXIMUM SPACING OF LADDER CLIPS UP THE TOWER TO BE $\pm 10'$ -0".
34	12/27/03		MAXIMUM SPACING OF LADDER CLIPS UP THE TOWER TO BE $\pm 10'$ -0".
35	12/27/03		MAXIMUM SPACING OF LADDER CLIPS UP THE TOWER TO BE $\pm 10'$ -0".
36	12/27/03		MAXIMUM SPACING OF LADDER CLIPS UP THE TOWER TO BE $\pm 10'$ -0".
37	12/27/03		MAXIMUM SPACING OF LADDER CLIPS UP THE TOWER TO BE $\pm 10'$ -0".
38	12/27/03		MAXIMUM SPACING OF LADDER CLIPS UP THE TOWER TO BE $\pm 10'$ -0".
39	12/27/03		MAXIMUM SPACING OF LADDER CLIPS UP THE TOWER TO BE $\pm 10'$ -0".
40	12/27/03		MAXIMUM SPACING OF LADDER CLIPS UP THE TOWER TO BE $\pm 10'$ -0".
41	12/27/03		MAXIMUM SPACING OF LADDER CLIPS UP THE TOWER TO BE $\pm 10'$ -0".
42	12/27/03		MAXIMUM SPACING OF LADDER CLIPS UP THE TOWER TO BE $\pm 10'$ -0".
43	12/27/03		MAXIMUM SPACING OF LADDER CLIPS UP THE TOWER TO BE $\pm 10'$ -0".
44	12/27/03		MAXIMUM SPACING OF LADDER CLIPS UP THE TOWER TO BE $\pm 10'$ -0".
45	12/27/03		MAXIMUM SPACING OF LADDER CLIPS UP THE TOWER TO BE $\pm 10'$ -0".
46	12/27/03		MAXIMUM SPACING OF LADDER CLIPS UP THE TOWER TO BE $\pm 10'$ -0".
47	12/27/03		MAXIMUM SPACING OF LADDER CLIPS UP THE TOWER TO BE $\pm 10'$ -0".
48	12/27/03		MAXIMUM SPACING OF LADDER CLIPS UP THE TOWER TO BE $\pm 10'$ -0".
49	12/27/03		MAXIMUM SPACING OF LADDER CLIPS UP THE TOWER TO BE $\pm 10'$ -0".
50	12/27/03		MAXIMUM SPACING OF LADDER CLIPS UP THE TOWER TO BE $\pm 10'$ -0".

**Sabre Industries**  
Towers and Poles

**CONFIDENTIAL**  
This document and the information contained herein is the confidential trade secret property of Sabre Communications Corporation ("Sabre") and must not be reproduced, copied or used, in whole or in part, for any purpose without the prior written consent of Sabre.  
©2007 Sabre Communications Corporation. All rights reserved.

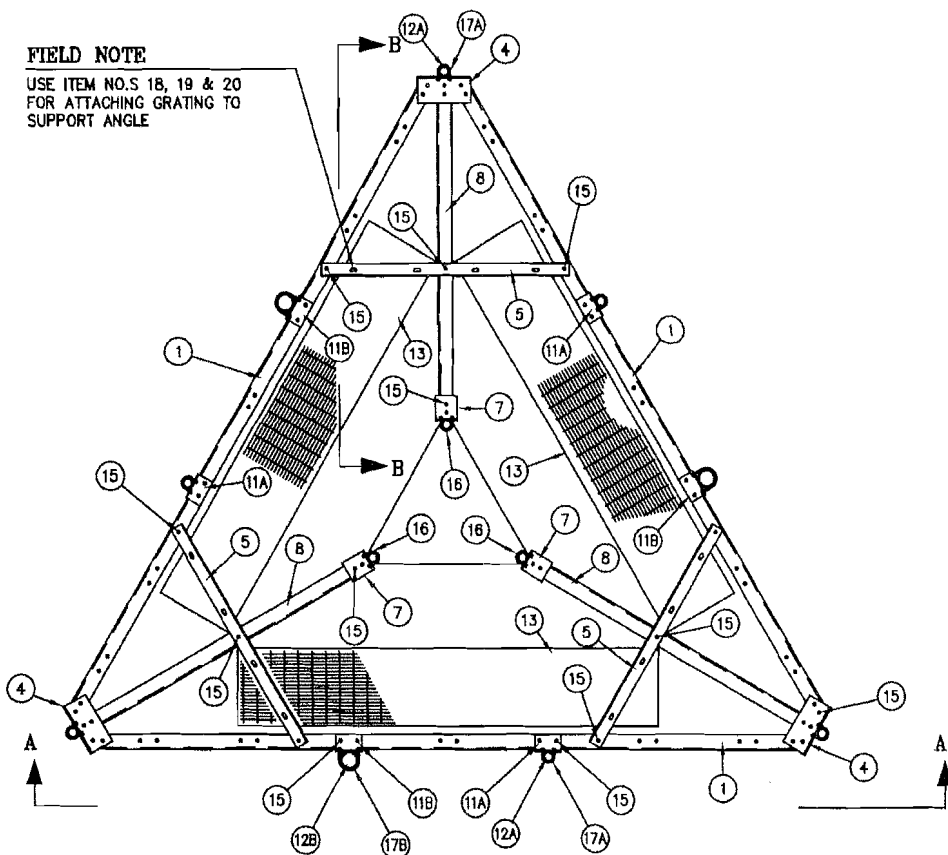
**TYPICAL WAVEGUIDE LADDER INSTALLATION**  
8 & 12 HOLE RUNG - 7/16"Ø & 3/4"Ø

DATE	1/24/97	SIZE	B	DRAWING NO.	907338	REV	14
DRAWN BY	DLW			SCALE	None	PAGE	1 OF 1
CHECKED BY	DEL						



**FIELD NOTE**

USE ITEM NO.S 18, 19 & 20 FOR ATTACHING GRATING TO SUPPORT ANGLE



**PLAN VIEW**

SEE SHEET 2 OF 2 FOR SECTIONS A-A & B-B.

**NOTES:**

1. TOTAL APPROXIMATE WEIGHT: 2310 LBS. (GALV.)

CK00015 FIXED PLATFORM ANGLE KIT				
ITEM	QTY.	DWG. NO.	DESCRIPTION	PART NO.
1.	3	CS00321	ANGLE, TOP CHORD	CS00321
2.	3	CS00322	ANGLE, BOTTOM CHORD	CS00322
3.	18	CS00323	ANGLE, DIAGONAL	CS00323
4.	6	CS00320	ANGLE, CORNER SUPPORT (SHORT)	CS00320
5.	6	CS00324	ANGLE, CORNER SUPPORT (LONG)	CS00324
6.	9	CS00319	ANGLE, VERTICAL (BOOM)	CS00319

MISCELLANEOUS FRAMING MATERIAL				
ITEM	QTY.	DWG. NO.	DESCRIPTION	PART NO.
7.	6	CS00416	ANGLE, LEG MOUNT	CS00416
8.	3	CS00311	ANGLE, TOP CHORD (BOOM)	CS00311
9.	3	CS00314	ANGLE, BOTTOM CHORD (BOOM)	CS00314
10.	6	CS00317	ANGLE, DIAGONAL (BOOM)	CS00317

ANTENNA MOUNTING PIPE				
ITEM	QTY.	DWG. NO.	DESCRIPTION	PART NO.
11A.	6	CS00265	ANGLE, PIPE MOUNT 2 3/8" PIPE	CS00265
11B.	6	CS03297	ANGLE, PIPE MOUNT 4 1/2" PIPE	CS03297
12A.	6	---	ANTENNA MTG. PIPE, 2 3/8" x 10'-0"	C10981224
12B.	3	---	ANTENNA MTG. PIPE, 4 1/2" x 7'-0"	C10981407

PLATFORM GRATING				
ITEM	QTY.	DWG. NO.	DESCRIPTION	PART NO.
13.	3	C20137005	PLATFORM GRATING	C20137005

HARDWARE				
ITEM	QTY.	DWG. NO.	DESCRIPTION	PART NO.
14.	66	---	BOLT ASSEMBLY, 5/8" x 1 3/4" A325	C40028022
15.	90	---	BOLT ASSEMBLY, 5/8" x 2" A325	C40026023
16.	12	---	U-BOLT ASSEMBLY 5/8" x 2 7/16 C-C	C40034021
17A.	12	---	U-BOLT ASSEMBLY 5/8" x 3 1/16" C/C	C40034023
17B.	6	---	U-BOLT ASSEMBLY 5/8" x 5 3/16" C/C	C40034032
18.	12	---	BOLT ASSEMBLY, 3/8" x 3 3/4" GRD 5	C40024013
19.	12	---	FLATWASHER, 3/8"	C40031001
20.	12	---	FENDER WASHER, 3/8" x 1 1/2" x .097	C40046001

UNLESS OTHERWISE SPECIFIED  
ALL DIMENSIONS INCLUDE  
FINISHES AND ARE IN INCHES  
TOLERANCES: FRACTIONS ± 1/16"  
ANGLES ± 1/2 DEG.  
DECIMALS ± .010"

MATERIAL:  
REFERENCE ORIGINAL  
PLATFORM 9028066  
TOLERANCES DO NOT APPLY  
TO RAW MATERIAL.

**Sabre Industries**  
Towers and Poles

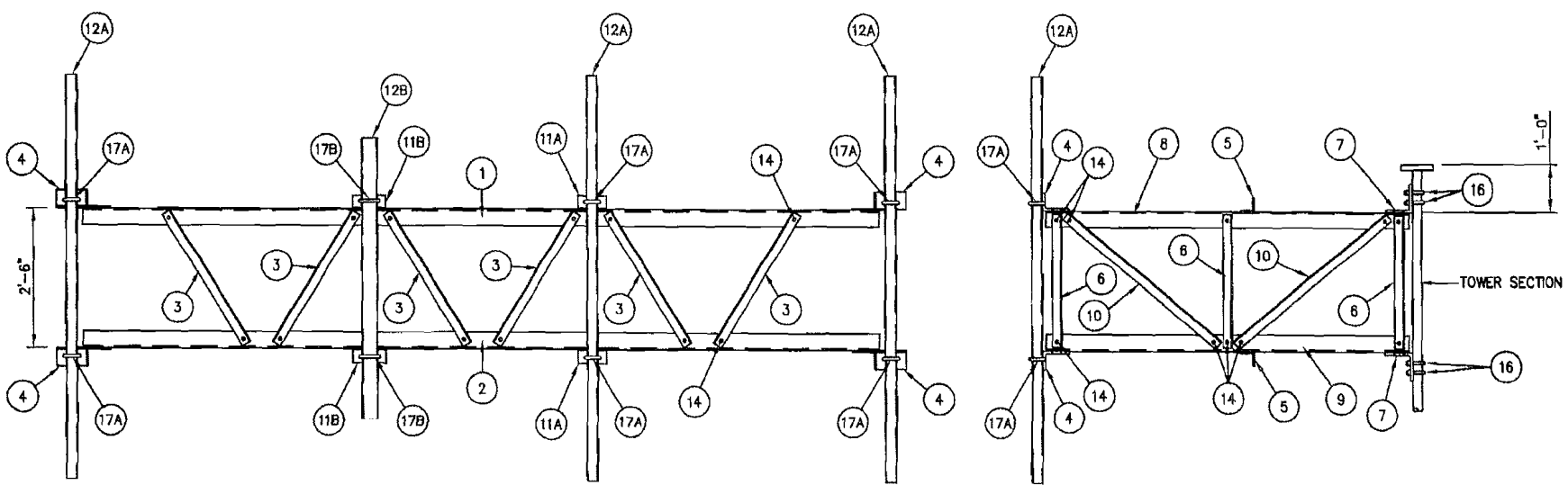
**CONFIDENTIAL**  
This document and the information  
contained herein is the confidential trade  
secret property of Sabre Communications  
Corporation ("Sabre") and must not be  
reproduced, copied or used, in whole or in  
part, for any purpose without the prior  
written consent of Sabre.  
© 2015 Sabre Communications Corporation.  
All rights reserved.

**FIXED PLATFORM: 175' ELEVATION**  
**SITE: COUNTY DRIVE, MO**  
**CUSTOMER: BOONE COUNTY**

REV	DATE	DRW/CHK	DESCRIPTION

JOB NO.	122944	SIZE	B	DRAWING NO.	122944-FP	REV	0
DATE	10/8/15	DRAWN BY	RWM	SCALE	NONE	PAGE	1 OF 2
CHECKED BY	MWR						

CONFIDENTIAL - INFORMATION CONTAINED HEREIN IS UNCLASSIFIED EXCEPT WHERE SHOWN OTHERWISE



SECTION A-A

SECTION B-B

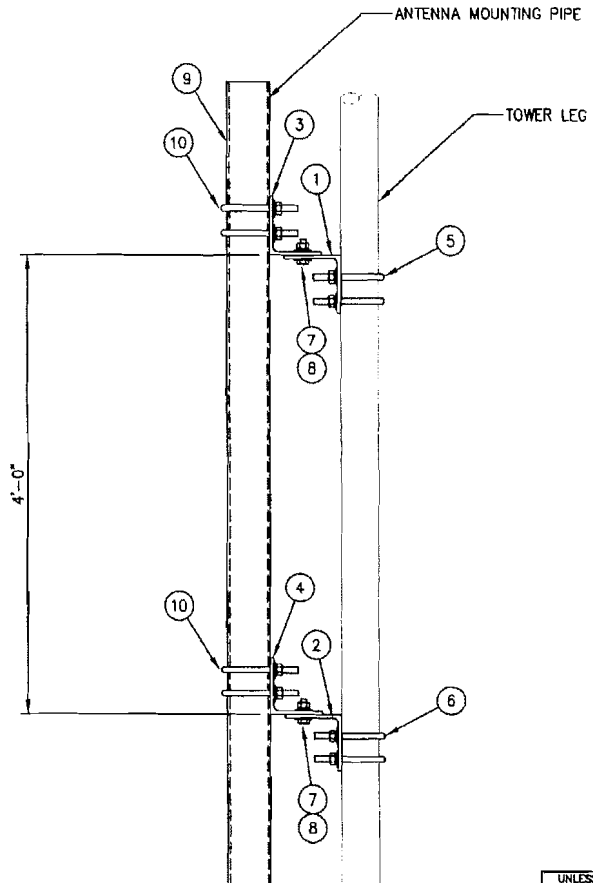
UNLESS OTHERWISE SPECIFIED ALL DIMENSIONS INCLUDE FINISHES AND ARE IN INCHES			MATERIAL:
TOLERANCES: FRACTIONS $\pm 1/16"$ ANGLES $\pm 1/2$ DEG. DECIMALS $\pm .010"$			TOLERANCES DO NOT APPLY TO RAW MATERIAL.
REV.	DATE	DRW/CHK	DESCRIPTION

**Sabre Industries**  
Towers and Poles

**CONFIDENTIAL**  
This document and the information contained herein is the confidential trade secret property of Sabre Communications Corporation ("Sabre") and must not be reproduced, copied or used, in whole or in part, for any purpose without the prior written consent of Sabre.  
© 2015 Sabre Communications Corporation. All rights reserved.

FIXED PLATFORM: 175' ELEVATION			
SITE: COUNTY DRIVE, MO			
CUSTOMER: BOONE COUNTY			
JOB NO. 122944	SIZE B	DRAWING NO. 122944-FP	REV 0
DATE 10/8/15	DRAWN BY RWM	CHECKED BY MWR	SCALE NONE
PAGE 2 OF 2		PAGE 2 OF 2	





ELEVATION VIEW

LIST OF MATERIALS FOR STRAIGHT LEG PIPE MOUNT KIT C10173003				
ITEM	QTY.	PART NO.	DESCRIPTION	WEIGHT LBS
1.	1	CS00216	TOP LEG MOUNT FOR 1 3/4" Ø LEG	15
2.	1	CS00216	BOTTOM LEG MOUNT FOR 1 3/4" Ø LEG	15
3.	1	CS00214	TOP PIPE MOUNT FOR 4 1/2" Ø PIPE	15
4.	1	CS00214	BOTTOM PIPE MOUNT FOR 4 1/2" Ø PIPE	15
5.	2	C40034021	U-BOLT ASSEMBLY 5/8" Ø X 2 7/16" C-C (TOP LEG MOUNT)	3
6.	2	C40034021	U-BOLT ASSEMBLY 5/8" Ø X 2 7/16" C-C (BOTTOM LEG MOUNT)	3
7.	4	C40026024	BOLT ASSEMBLY, 5/8" Ø X 2 1/4" A325	2
8.	8	C40031003	FLATWASHER, 5/8" Ø (F436)	1
KIT WEIGHT LBS				69

LIST OF ADDITIONAL MATERIALS				
ITEM	QTY.	PART NO.	DESCRIPTION	WEIGHT LBS
9.	1	C10981407	ANTENNA MTG. PIPE 4 1/2" X 7'-0"	58
10.	4	C40034032	U-BOLT ASSEMBLY 5/8" Ø X 5 3/16" C-C (PIPE MOUNTS)	9
ADDITIONAL WEIGHT LBS				67

TOTAL WEIGHT LBS 136

UNLESS OTHERWISE SPECIFIED ALL DIMENSIONS INCLUDE FINISHES AND ARE IN INCHES		MATERIAL:
TOLERANCES: FRACTIONS ± 1/16" ANGLES ± 1/2 DEG. DECIMALS ± .010"		TOLERANCES DO NOT APPLY TO RAW MATERIAL.
REV	DATE	DESCRIPTION

**Sabre Industries**  
Towers and Poles

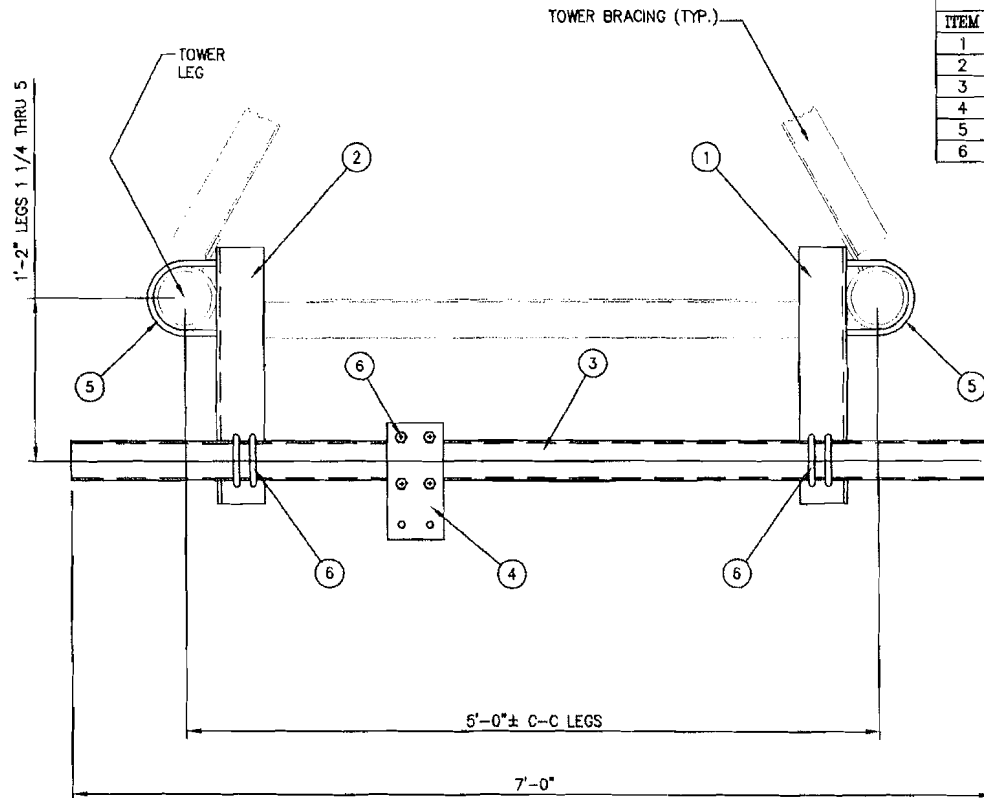
**CONFIDENTIAL**  
This document and the information contained herein is the confidential trade secret property of Sabre Communications Corporation ("Sabre") and must not be reproduced, copied or used, in whole or in part, for any purpose without the prior written consent of Sabre.  
© 2015 Sabre Communications Corporation. All rights reserved.

PIPE MOUNTS: 175' & 165' ELEVATIONS			
SITE: COUNTY DRIVE, MO			
CUSTOMER: BOONE COUNTY			
JOB NO. 122944	SIZE B	DRAWING NO. 122944-PM1	REV 0
DATE 06/08/15	DRAWN BY DRL	CHECKED BY ZAKV	SCALE NONE PAGE 1 OF 1



C10105019 STIFFARM MOUNT FOR PIPE MOUNT

ITEM	QTY.	PART NO.	DESCRIPTION	WEIGHT LBS
1	1	CS00680	ANGLE, STIFFARM MOUNT, 1 1/4 ø THRU 5 ø LEG	24
2	1	CS00681	ANGLE, STIFFARM MOUNT, 1 1/4 ø THRU 5 ø LEG	24
3	1	CS00509	TUBE, STIFFARM 3 1/2 X 3 1/2" X 3/16 X 7'-0"	59
4	1	CS00502	PLATE, STIFFARM	8
5	4	C40034021	U-BOLT ASSEMBLY 5/8 ø X 2 7/16 C-C	5
6	6	C40035003	U-BOLT ASSEMBLY 5/8 ø X 4 1/4 C-C	11
TOTAL WEIGHT LBS				131



PLAN VIEW

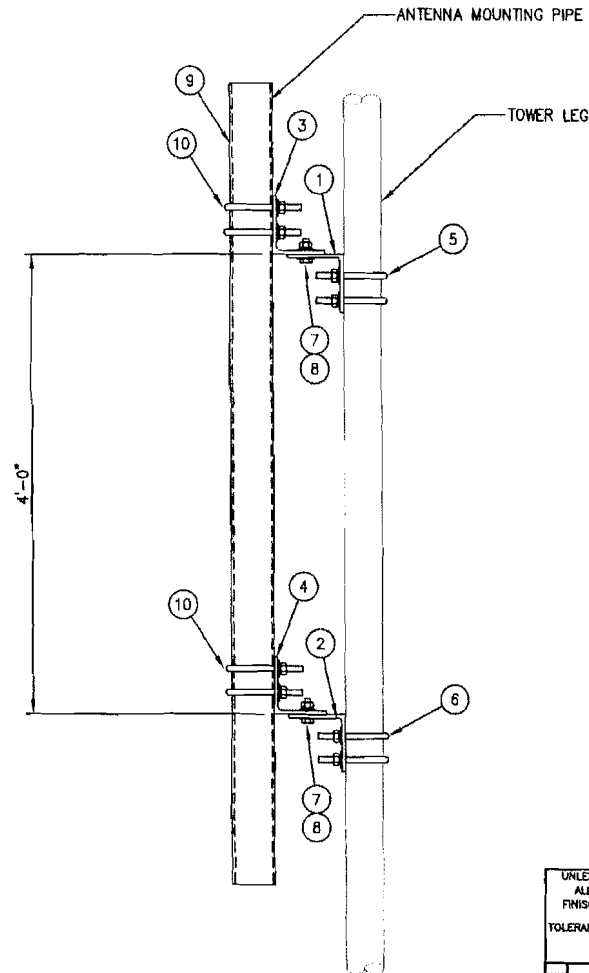
NOTE: DISH MOUNT TIEBACK MAY BE MOUNTED ON THE INSIDE OF THE TOWER.

UNLESS OTHERWISE SPECIFIED ALL DIMENSIONS INCLUDE FINISHES AND ARE IN INCHES		MATERIAL:	
TOLERANCES: FRACTIONS ± 1/16" ANGLES ± 1/2 DEG. DECIMALS ± .010"		TOLERANCES DO NOT APPLY TO RAW MATERIAL.	
REV	DATE	DRW/CHK	DESCRIPTION



**CONFIDENTIAL**  
This document and the information contained herein is the confidential trade secret property of Sabre Communications Corporation ("Sabre") and must not be reproduced, copied or used, in whole or in part, for any purpose without the prior written consent of Sabre.  
© 2015 Sabre Communications Corporation. All rights reserved.

STIFFARM MOUNT: 165' ELEVATION			
SITE: COUNTY DRIVE, MO			
CUSTOMER: BOONE COUNTY			
JOB NO. 122944	SIZE B	DRAWING NO. 122944-DT1	REV 0
DATE 06/08/15	DRAWN BY DRL	CHECKED BY ZAK	SCALE NONE PAGE 1 OF 1



ELEVATION VIEW

LIST OF MATERIALS FOR STRAIGHT LEG PIPE MOUNT KIT C10173009				
ITEM	QTY.	PART NO.	DESCRIPTION	WEIGHT LBS
1.	1	CS00216	TOP LEG MOUNT FOR 2 1/4" Ø LEG	15
2.	1	CS00216	BOTTOM LEG MOUNT FOR 2 1/4" Ø LEG	15
3.	1	CS00214	TOP PIPE MOUNT FOR 4 1/2" Ø PIPE	15
4.	1	CS00214	BOTTOM PIPE MOUNT FOR 4 1/2" Ø PIPE	15
5.	2	C40034023	U-BOLT ASSEMBLY 5/8" Ø X 3 1/16" C-C (TOP LEG MOUNT)	3
6.	2	C40034023	U-BOLT ASSEMBLY 5/8" Ø X 3 1/16" C-C (BOTTOM LEG MOUNT)	3
7.	4	C40026024	BOLT ASSEMBLY, 5/8" Ø X 2 1/4" A325	2
8.	8	C40031003	FLATWASHER, 5/8" Ø (F436)	1
KIT WEIGHT LBS				69

LIST OF ADDITIONAL MATERIALS				
ITEM	QTY.	PART NO.	DESCRIPTION	WEIGHT LBS
9.	1	C10981407	ANTENNA MTG. PIPE 4 1/2" X 7'-0"	58
10.	4	C40034032	U-BOLT ASSEMBLY 5/8" Ø X 5 3/16" C-C (PIPE MOUNTS)	9
ADDITIONAL WEIGHT LBS				67

TOTAL WEIGHT LBS	136
------------------	-----

UNLESS OTHERWISE SPECIFIED ALL DIMENSIONS INCLUDE FINISHES AND ARE IN INCHES TOLERANCES: FRACTIONS ± 1/16" ANGLES ± 1/2 DEG. DECIMALS ± .010"		MATERIAL:  TOLERANCES DO NOT APPLY TO RAW MATERIAL.	
REV	DATE	DRW/CHK	DESCRIPTION

**Sabre Industries**  
Towers and Poles

**CONFIDENTIAL**

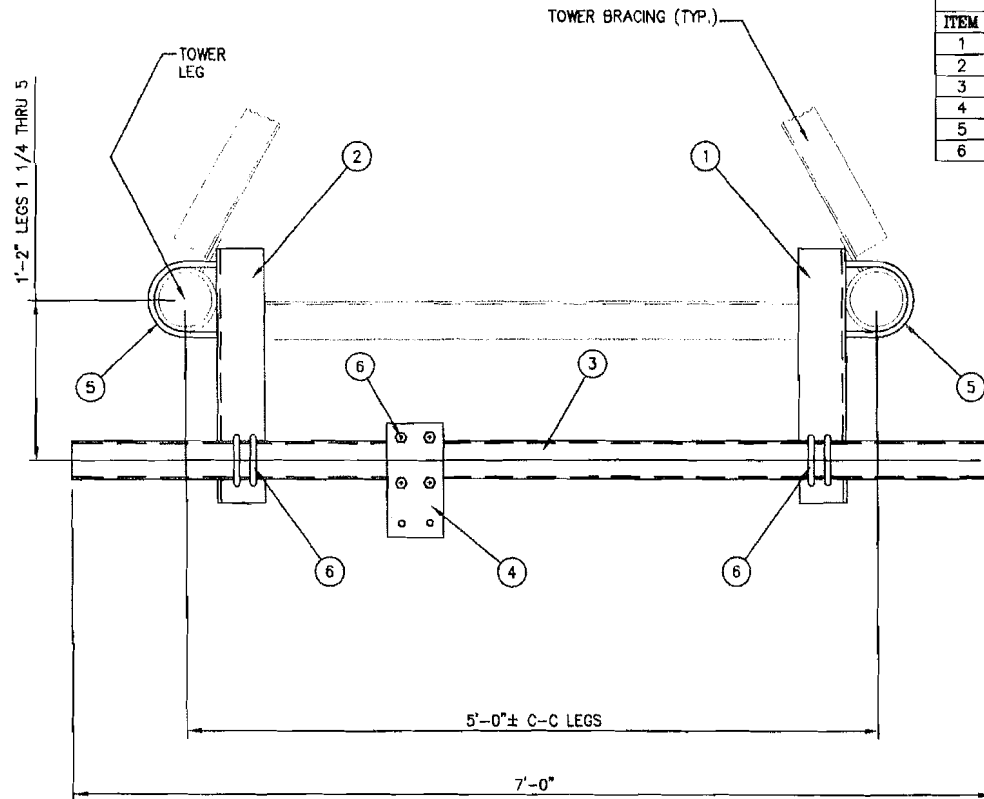
This document and the information contained herein is the confidential trade secret property of Sabre Communications Corporation ("Sabre") and must not be reproduced, copied or used, in whole or in part, for any purpose without the prior written consent of Sabre.  
© 2015 Sabre Communications Corporation. All rights reserved.

PIPE MOUNTS: 150' ELEVATION			
SITE: COUNTY DRIVE, MO			
CUSTOMER: BOONE COUNTY			
JOB NO. 122944	SIZE B	DRAWING NO. 122944-PM2	REV 0
DATE 05/08/15	DRAWN BY DRL	CHECKED BY ZAK	SCALE NONE
		PAGE 1 OF 1	



C10105021 STIFFARM MOUNT FOR PIPE MOUNT

ITEM	QTY.	PART NO.	DESCRIPTION	WEIGHT LBS
1	1	CS00680	ANGLE, STIFFARM MOUNT, 1 1/4" THRU 5" LEG	24
2	1	CS00681	ANGLE, STIFFARM MOUNT, 1 1/4" THRU 5" LEG	24
3	1	CS00509	TUBE, STIFFARM 3 1/2" X 3 1/2" X 3/16" X 7'-0"	59
4	1	CS00502	PLATE, STIFFARM	8
5	4	C40034023	U-BOLT ASSEMBLY 5/8" X 3 1/16" C-C	7
6	6	C40035003	U-BOLT ASSEMBLY 5/8" X 4 1/4" C-C	11
TOTAL WEIGHT LBS				133



PLAN VIEW

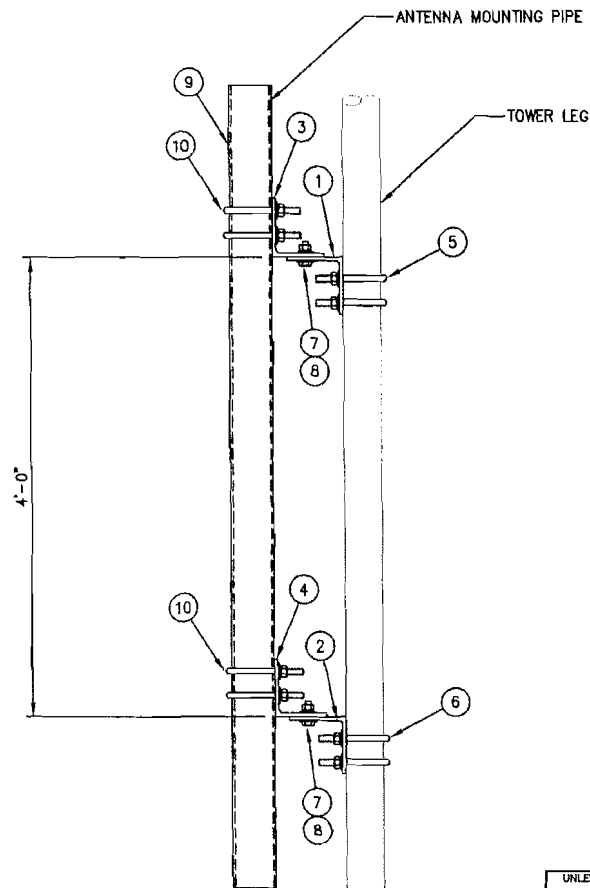
NOTE: DISH MOUNT TIEBACK MAY BE MOUNTED ON THE INSIDE OF THE TOWER.

UNLESS OTHERWISE SPECIFIED ALL DIMENSIONS INCLUDE FINISHES AND ARE IN INCHES			MATERIAL:
TOLERANCES: FRACTIONS ± 1/16" ANGLES ± 1/2 DEG. DECIMALS ± .010"			TOLERANCES DO NOT APPLY TO RAW MATERIAL.
REV	DATE	DRW/CHK	DESCRIPTION



**CONFIDENTIAL**  
This document and the information contained herein is the confidential trade secret property of Sabre Communications Corporation ("Sabre") and must not be reproduced, copied or used, in whole or in part, for any purpose without the prior written consent of Sabre.  
© 2015 Sabre Communications Corporation. All rights reserved.

STIFFARM MOUNT: 150' ELEVATION			
SITE: COUNTY DRIVE, MO			
CUSTOMER: BOONE COUNTY			
JOB NO. 122944	SIZE B	DRAWING NO. 122944-DT2	REV 0
DATE 06/08/15	DRAWN BY DRL	CHECKED BY ZAK	SCALE NONE PAGE 1 OF 1



ELEVATION VIEW

LIST OF MATERIALS FOR STRAIGHT LEG PIPE MOUNT KIT C10173021				
ITEM	QTY.	PART NO.	DESCRIPTION	WEIGHT LBS
1.	1	CS00216	TOP LEG MOUNT FOR 3"Ø LEG	15
2.	1	CS00216	BOTTOM LEG MOUNT FOR 3"Ø LEG	15
3.	1	CS00214	TOP PIPE MOUNT FOR 4 1/2"Ø PIPE	15
4.	1	CS00214	BOTTOM PIPE MOUNT FOR 4 1/2"Ø PIPE	15
5.	2	C40034026	U-BOLT ASSEMBLY 5/8" Ø X 3 11/16" C-C (TOP LEG MOUNT)	4
6.	2	C40034026	U-BOLT ASSEMBLY 5/8" Ø X 3 11/16" C-C (BOTTOM LEG MOUNT)	4
7.	4	C40026024	BOLT ASSEMBLY, 5/8"Ø X 2 1/4" A325	2
8.	8	C40031003	FLATWASHER, 5/8"Ø (F436)	1
KIT WEIGHT LBS				71

LIST OF ADDITIONAL MATERIALS				
ITEM	QTY.	PART NO.	DESCRIPTION	WEIGHT LBS
9.	1	C10981407	ANTENNA MTG. PIPE 4 1/2" X 7'-0"	58
10.	4	C40034032	U-BOLT ASSEMBLY 5/8" Ø X 5 3/16" C-C (PIPE MOUNTS)	9
ADDITIONAL WEIGHT LBS				67

TOTAL WEIGHT LBS	138
------------------	-----

UNLESS OTHERWISE SPECIFIED ALL DIMENSIONS INCLUDE FINISHES AND ARE IN INCHES			MATERIAL:		
TOLERANCES: FRACTIONS ± 1/16" ANGLES ± 1/2 DEG. DECIMALS ± .010"			TOLERANCES DO NOT APPLY TO RAW MATERIAL.		
REV	DATE	DRW/CHK	DESCRIPTION		

**Sabre Industries**  
Towers and Poles

**CONFIDENTIAL**

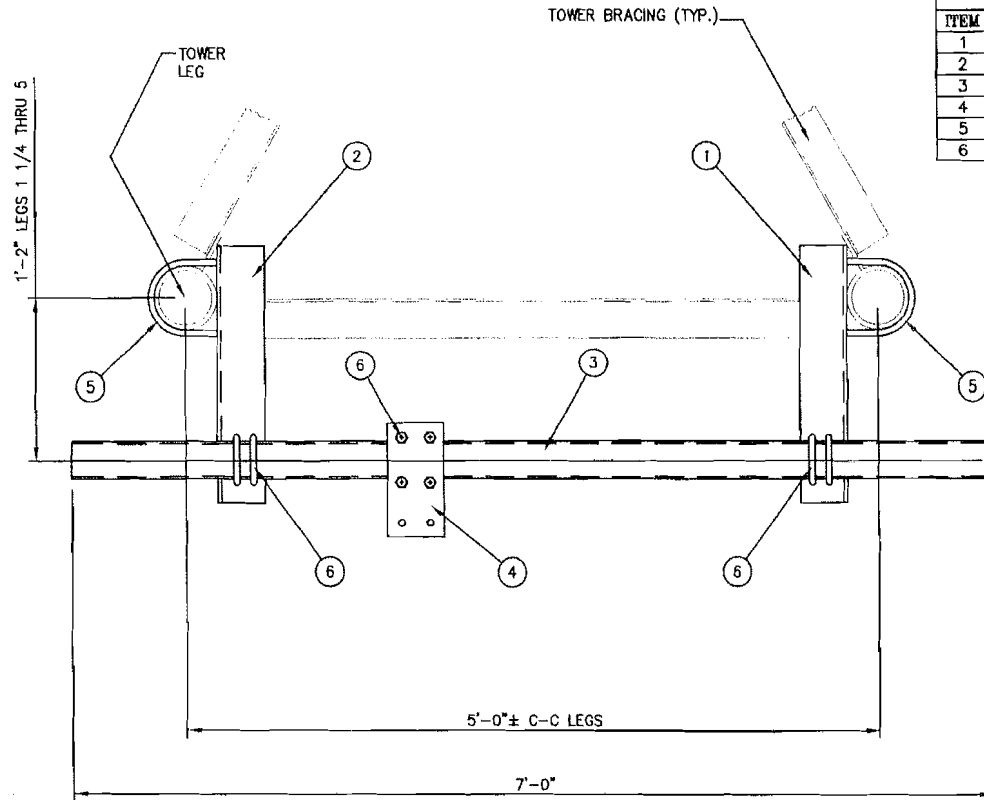
This document and the information contained herein is the confidential trade secret property of Sabre Communications Corporation ("Sabre") and must not be reproduced, copied or used, in whole or in part, for any purpose without the prior written consent of Sabre.  
© 2015 Sabre Communications Corporation. All rights reserved.

PIPE MOUNTS: 135' ELEVATION			
SITE: COUNTY DRIVE, MO			
CUSTOMER: BOONE COUNTY			
JOB NO. 122944	SIZE	DRAWING NO.	
DATE 06/08/15	B	122944-PM3	
DRAWN BY DRL	CHECKED BY ZAK	SCALE NONE	REV 0
		PAGE 1	OF 1



C10105024 STIFFARM MOUNT FOR PIPE MOUNT

ITEM	QTY.	PART NO.	DESCRIPTION	WEIGHT LBS
1	1	CS00680	ANGLE, STIFFARM MOUNT, 1 1/4 ø THRU 5 ø LEG	24
2	1	CS00681	ANGLE, STIFFARM MOUNT, 1 1/4 ø THRU 5 ø LEG	24
3	1	CS00509	TUBE, STIFFARM 3 1/2 X 3 1/2" X 3/16 X 7'-0"	59
4	1	CS00502	PLATE, STIFFARM	8
5	4	C40034026	U-BOLT ASSEMBLY 5/8 ø X 3 11/16 C-C	7
6	6	C40035003	U-BOLT ASSEMBLY 5/8 ø X 4 1/4 C-C	11
TOTAL WEIGHT LBS				133



PLAN VIEW

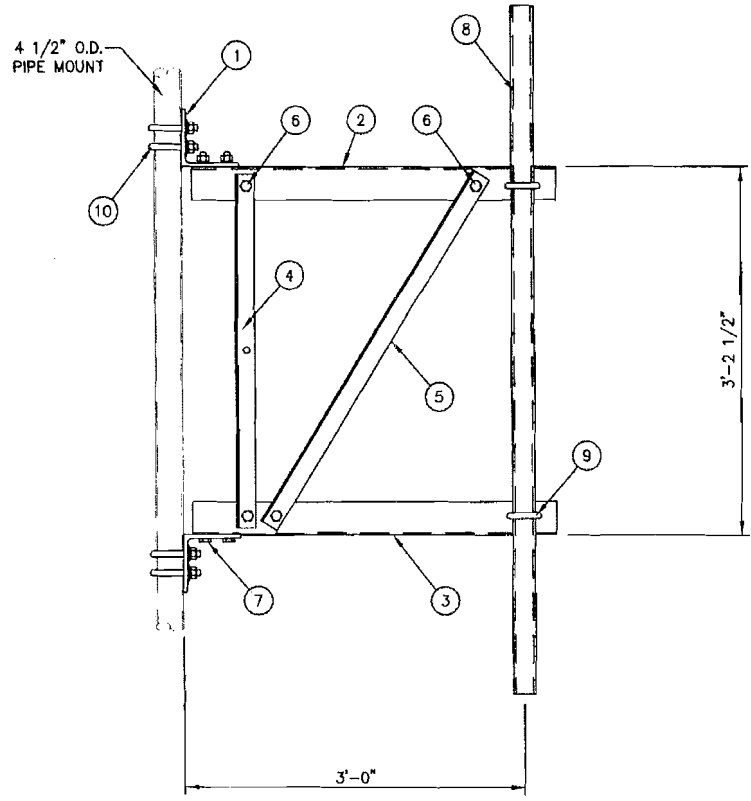
NOTE: DISH MOUNT TIEBACK MAY BE MOUNTED ON THE INSIDE OF THE TOWER.

UNLESS OTHERWISE SPECIFIED ALL DIMENSIONS INCLUDE FINISHES AND ARE IN INCHES TOLERANCES: FRACTIONS ± 1/16" ANGLES ± 1/2 DEG. DECIMALS ± .010"		MATERIAL:  TOLERANCES DO NOT APPLY TO RAW MATERIAL
REV	DATE	DESCRIPTION



**CONFIDENTIAL**  
This document and the information contained herein is the confidential trade secret property of Sabre Communications Corporation ("Sabre") and must not be reproduced, copied or used, in whole or in part, for any purpose without the prior written consent of Sabre.  
© 2015 Sabre Communications Corporation. All rights reserved.

STIFFARM MOUNT: 135' ELEVATION			
SITE: COUNTY DRIVE, MO			
CUSTOMER: BOONE COUNTY			
JOB NO. 122944	SIZE B	DRAWING NO. 122944-DT3	REV 0
DATE 06/08/15	DRAWN BY DRL	CHECKED BY ZAK	SCALE NONE PAGE 1 OF 1



ELEVATION VIEW

**C10151103 3 FT. SIDEARMS ASSEMBLY**

(1)	CK00060	SIDARM ANGLE KIT	78
(1)	---	MISC HARDWARE (FRAMING)	4
(1)	C10900105	PIPE ANTENNA MOUNTING KIT 2 3/8 ø X 5'-0	19
(4)	C40034032	U-BOLT ASSEMBLY 5/8 ø X 5 3/16 C-C	9
TOTAL WEIGHT LBS			110

**CK00060 KIT LIST OF MATERIAL**

ITEM	QTY.	PART NO.	DESCRIPTION	WEIGHT LBS
1	2	CS00067	ANGLE, BOOM SUPPORT	23
2	1	CS01223	ANGLE, TOP CHORD	19
3	1	CS01224	ANGLE, BOTTOM CHORD	19
4	1	CS00065	ANGLE, VERTICAL	8
5	1	CS01228	ANGLE, DIAGONAL	9
TOTAL WEIGHT LBS				78

**MISC HARDWARE (FRAMING)**

ITEM	QTY.	PART NO.	DESCRIPTION	WEIGHT LBS
6	4	C40026022	BOLT ASSEMBLY, 5/8 ø X 1 3/4 A325	2
7	4	C40026023	BOLT ASSEMBLY, 5/8 ø X 2 A325	2
TOTAL WEIGHT LBS				4

**C10900105 ANTENNA PIPE MOUNTING KIT**

ITEM	QTY.	PART NO.	DESCRIPTION	WEIGHT LBS
8	1	C10981223	ANTENNA MTG. PIPE 2 3/8 ø X 5'-0	16
9	2	C40034023	U-BOLT ASSEMBLY 5/8 ø X 3 1/16 C-C	3
TOTAL WEIGHT LBS				19

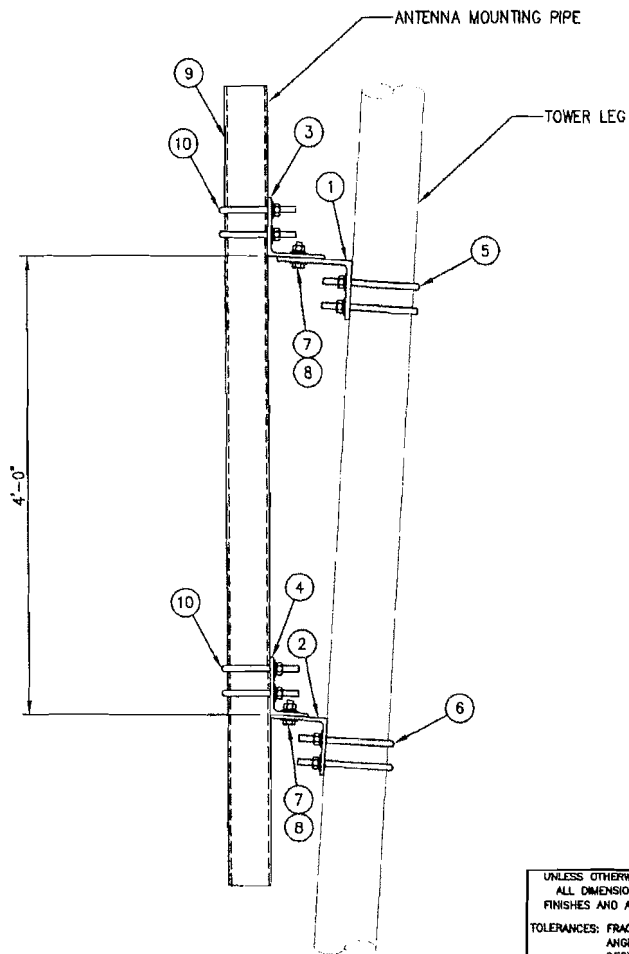
**MISC HARDWARE**

ITEM	QTY.	PART NO.	DESCRIPTION	WEIGHT LBS
10	4	C40034032	U-BOLT ASSEMBLY 5/8 ø X 5 3/16 C-C	9
TOTAL WEIGHT LBS				9

**NOTES:**

1. IF THE MOUNT IS NOT ON THE STRAIGHT PORTION OF THE TOWER SEE SITE SPECIFIC PIPE MOUNT.
2. QUANTITIES SHOWN IN LIST OF MATERIALS ARE FOR ONE (1) SIDEARMS ASSEMBLY ONLY.

UNLESS OTHERWISE SPECIFIED ALL DIMENSIONS INCLUDE FINISHES AND ARE IN INCHES TOLERANCES: FRACTIONS ± 1/16" ANGLES ± 1/2 DEG. DECIMALS ± .010"	MATERIAL: TOLERANCES DO NOT APPLY TO RAW MATERIAL			<b>3 FT. SIDEARMS: 100', 50' &amp; 30' ELEVATIONS</b> <b>SITE: COUNTY DRIVE, MO</b> <b>CUSTOMER: BOONE COUNTY</b>			
				<b>CONFIDENTIAL</b> This document and the information contained herein is the confidential trade secret property of Sabre Communications Corporation ("Sabre") and must not be reproduced, copied or used, in whole or in part, for any purpose without the prior written consent of Sabre. © 2015 Sabre Communications Corporation. All rights reserved.		JOB NO. 122944 DATE 06/08/15 DRAWN BY DRL CHECKED BY ZAKV	SIZE / B DRAWING NO. 122944-SA1 SCALE NONE
REV	DATE	DRW	CHK	DESCRIPTION			



ELEVATION VIEW

LIST OF MATERIALS FOR TAPERED LEG PIPE MOUNT KIT C10174028

ITEM	QTY.	PART NO.	DESCRIPTION	WEIGHT LBS
1.	1	CS00216	TOP LEG MOUNT FOR 3 1/4" LEG	15
2.	1	CS00215	BOTTOM LEG MOUNT FOR 3 1/2" LEG	12
3.	1	CS00214	TOP PIPE MOUNT FOR 4 1/2" PIPE	15
4.	1	CS00215	BOTTOM PIPE MOUNT FOR 4 1/2" PIPE	12
5.	2	C40034027	U-BOLT ASSEMBLY 5/8" X 3 15/16" C-C (TOP LEG MOUNT)	4
6.	2	C40034028	U-BOLT ASSEMBLY 5/8" X 4 3/16" C-C (BOTTOM LEG MOUNT)	4
7.	4	C40026024	BOLT ASSEMBLY, 5/8" X 2 1/4" A325	2
8.	8	C40031003	FLATWASHER, 5/8" (F436)	1
KIT WEIGHT LBS				65

LIST OF ADDITIONAL MATERIALS

ITEM	QTY.	PART NO.	DESCRIPTION	WEIGHT LBS
9.	1	C10981407	ANTENNA MTG. PIPE 4 1/2" X 7'-0"	58
10.	4	C40034032	U-BOLT ASSEMBLY 5/8" X 5 3/16" C-C (PIPE MOUNTS)	9
ADDITIONAL WEIGHT LBS				67
TOTAL WEIGHT LBS				132

UNLESS OTHERWISE SPECIFIED ALL DIMENSIONS INCLUDE FINISHES AND ARE IN INCHES		MATERIAL:
TOLERANCES: FRACTIONS ± 1/16" ANGLES ± 1/2 DEG. DECIMALS ± .010"		TOLERANCES DO NOT APPLY TO RAW MATERIAL.
REV	DATE	DESCRIPTION



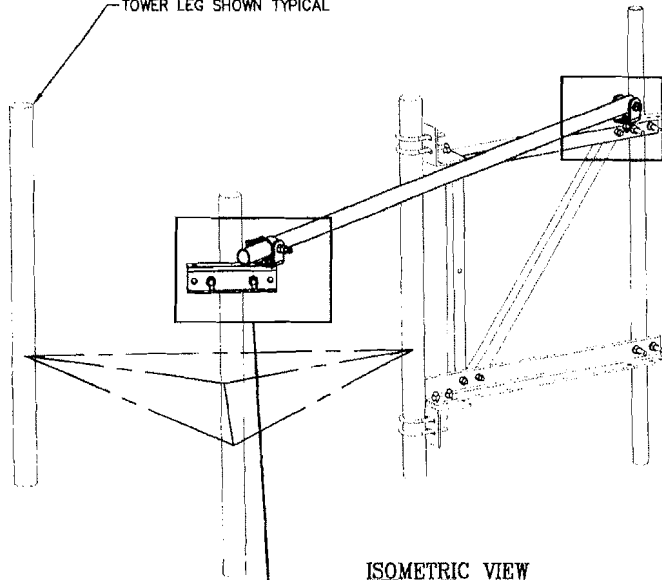
**CONFIDENTIAL**  
This document and the information contained herein is the confidential trade secret property of Sabre Communications Corporation ("Sabre") and must not be reproduced, copied or used, in whole or in part, for any purpose without the prior written consent of Sabre.  
© 2015 Sabre Communications Corporation. All rights reserved.

PIPE MOUNTS: 100' ELEVATION			
SITE: COUNTY DRIVE, MO			
CUSTOMER: BOONE COUNTY			
JOB NO. 122944	SIZE B	DRAWING NO. 122944-PM4	REV 0
DATE 06/08/15	DRAWN BY DRL	CHECKED BY ZAK	SCALE NONE PAGE 1 OF 1

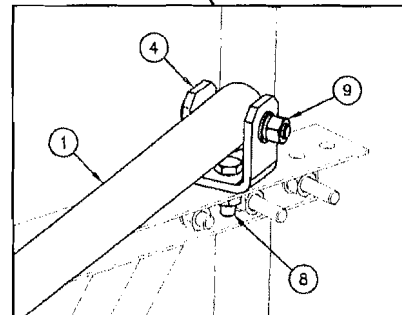
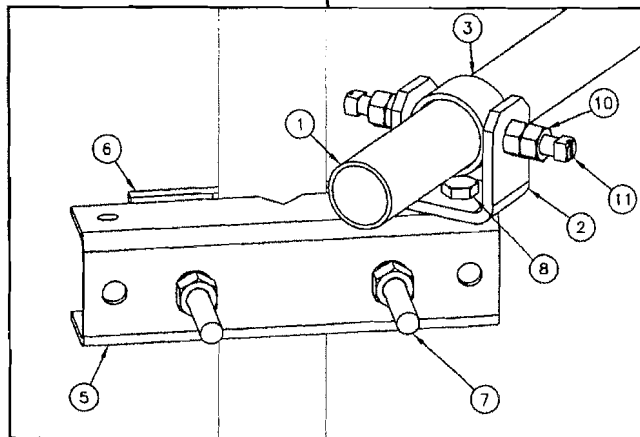




TOWER LEG SHOWN TYPICAL



ISOMETRIC VIEW



C10179002 SWIVEL KNUCKLE TIEBACK KIT

ITEM	QTY.	PART NO.	DESCRIPTION	WEIGHT
1.	1	CS02089	PIPE, 2 3/8" O.D. X 0.148 X 13'-3	43
2.	1	CW00013	SWIVEL PLATE WELDMENT	3
3.	1	CS00097	PIPE, 2 7/8" O.D. X 0.203 X 0'-1 3/4	1
4.	1	CS00098	BENT SWIVEL PLATE	3
5.	1	CS01360	PLATE, MOUNTING BRACKET (FORMED CHANNEL)	9
6.	1	CS01361	PLATE, 2 HOLE ADAPTER CLAMP	3
7.	2	C40140001	BOLT ASSEMBLY, 3/4 X 10 A307 W/NUT, LKW, FLW	4
8.	2	C40026023	BOLT ASSEMBLY, 5/8 X 2 A325	1
9.	1	C40026033	BOLT ASSEMBLY, 5/8 X 4 1/2 A325	1
10.	2	C40042007	HEX NUT, 5/8 A194 2H	1
11.	2	C40998007	SQ. HEAD SET SCREW, 5/8 X 2 1/2	1
TOTAL WEIGHT				70

UNLESS OTHERWISE SPECIFIED  
ALL DIMENSIONS INCLUDE  
FINISHES AND ARE IN INCHES  
TOLERANCES: FRACTIONS ± 1/16"  
ANGLES ± 1/2 DEG.  
DECIMALS ± .010"

MATERIAL:  
TOLERANCES DO NOT APPLY  
TO RAW MATERIAL

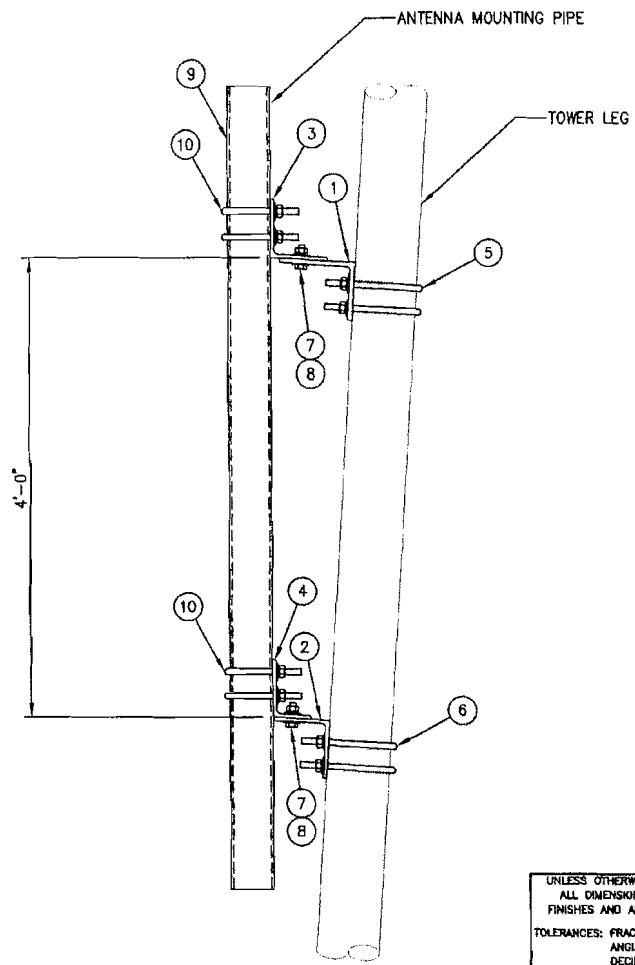
**Sabre Industries**  
Towers and Poles

**CONFIDENTIAL**  
This document and the information  
contained herein is the confidential trade  
secret property of Sabre Communications  
Corporation ("Sabre") and must not be  
reproduced, copied or used, in whole or in  
part, for any purpose without the prior  
written consent of Sabre.  
© 2015 Sabre Communications Corporation.  
All rights reserved.

SWIVEL KNUCKLE TIEBACKS: 100' ELEVATION  
SITE: COUNTY DRIVE, MO  
CUSTOMER: BOONE COUNTY

REV	DATE	DRW/CHK	DESCRIPTION

JOB NO. 122944	SIZE B	DRAWING NO. 122944-ST1	REV 0
DATE 08/08/15	DRAWN BY DRL	CHECKED BY ZAK	SCALE NONE
PAGE 1 OF 1			



ELEVATION VIEW

LIST OF MATERIALS FOR TAPERED LEG PIPE MOUNT KIT C10174032

ITEM	QTY.	PART NO.	DESCRIPTION	WEIGHT LBS
1.	1	CS00216	TOP LEG MOUNT FOR 3 3/4" LEG	15
2.	1	CS00215	BOTTOM LEG MOUNT FOR 3 3/4" LEG	12
3.	1	CS00214	TOP PIPE MOUNT FOR 4 1/2" PIPE	15
4.	1	CS00215	BOTTOM PIPE MOUNT FOR 4 1/2" PIPE	12
5.	2	C40034029	U-BOLT ASSEMBLY 5/8" X 4 7/16" C-C (TOP LEG MOUNT)	4
6.	2	C40034029	U-BOLT ASSEMBLY 5/8" X 4 7/16" C-C (BOTTOM LEG MOUNT)	4
7.	4	C40026024	BOLT ASSEMBLY, 5/8" X 2 1/4" A325	2
8.	8	C40031003	FLATWASHER, 5/8" (F436)	1
KIT WEIGHT LBS				65

LIST OF ADDITIONAL MATERIALS

ITEM	QTY.	PART NO.	DESCRIPTION	WEIGHT LBS
9.	1	C10981407	ANTENNA MTG. PIPE 4 1/2" X 7'-0"	58
10.	4	C40034032	U-BOLT ASSEMBLY 5/8" X 5 3/16" C-C (PIPE MOUNTS)	9
ADDITIONAL WEIGHT LBS				67

TOTAL WEIGHT LBS 132

UNLESS OTHERWISE SPECIFIED ALL DIMENSIONS INCLUDE FINISHES AND ARE IN INCHES		MATERIAL:
TOLERANCES: FRACTIONS ± 1/16" ANGLES ± 1/2 DEG. DECIMALS ± .010"		TOLERANCES DO NOT APPLY TO RAW MATERIAL.
REV	DATE	DESCRIPTION

**Sabre Industries**  
Towers and Poles

**CONFIDENTIAL**  
This document and the information contained herein is the confidential trade secret property of Sabre Communications Corporation ("Sabre") and must not be reproduced, copied or used, in whole or in part, for any purpose without the prior written consent of Sabre.  
© 2015 Sabre Communications Corporation. All rights reserved.

PIPE MOUNTS: 50' ELEVATIONS			
SITE: COUNTY DRIVE, MO			
CUSTOMER: BOONE COUNTY			
JOB NO. 122944	SIZE B	DRAWING NO. 122944-PM5	REV 0
DATE 06/08/15	DRAWN BY DRL	CHECKED BY ZAK	SCALE NONE PAGE 1 OF 1



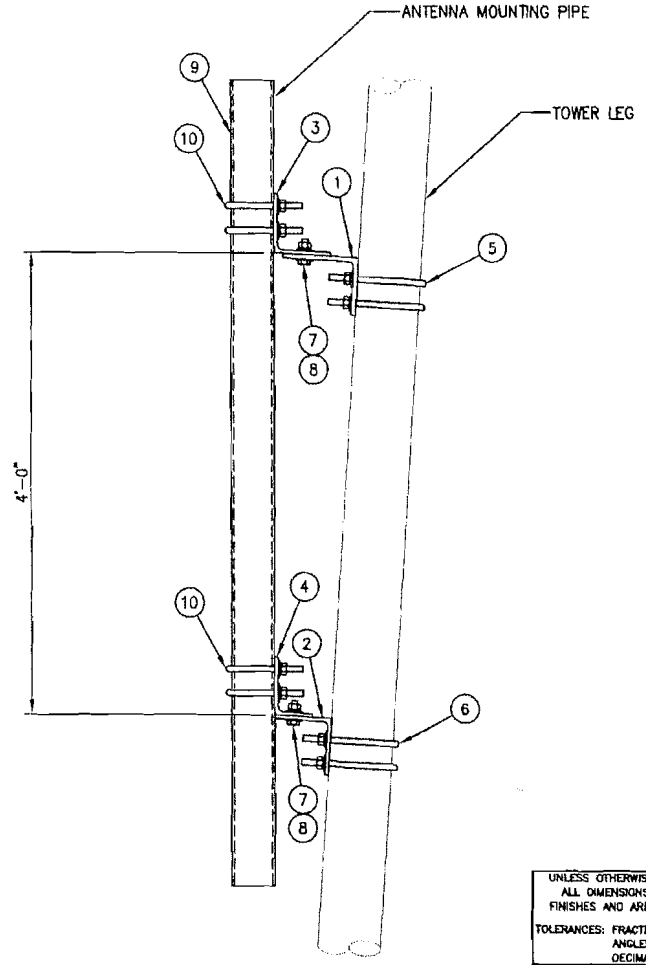
LIST OF MATERIALS FOR TAPERED LEG PIPE MOUNT KIT C10174039

ITEM	QTY.	PART NO.	DESCRIPTION	WEIGHT LBS
1.	1	CS00216	TOP LEG MOUNT FOR 4 1/4" Ø LEG	15
2.	1	CS00215	BOTTOM LEG MOUNT FOR 4 1/4" Ø LEG	12
3.	1	CS00214	TOP PIPE MOUNT FOR 4 1/2" Ø PIPE	15
4.	1	CS00215	BOTTOM PIPE MOUNT FOR 4 1/2" Ø PIPE	12
5.	2	C40034031	U-BOLT ASSEMBLY 5/8" X 4 15/16 C-C (TOP LEG MOUNT)	4
6.	2	C40034031	U-BOLT ASSEMBLY 5/8" X 4 15/16 C-C (BOTTOM LEG MOUNT)	4
7.	4	C40026024	BOLT ASSEMBLY, 5/8" Ø X 2 1/4" A325	2
8.	8	C40031003	FLATWASHER, 5/8" Ø (F436)	1
KIT WEIGHT LBS				65

LIST OF ADDITIONAL MATERIALS

ITEM	QTY.	PART NO.	DESCRIPTION	WEIGHT LBS
9.	1	C10981407	ANTENNA MTG. PIPE 4 1/2" X 7'-0"	58
10.	4	C40034032	U-BOLT ASSEMBLY 5/8" X 5 3/16 C-C (PIPE MOUNTS)	9
ADDITIONAL WEIGHT LBS				67

TOTAL WEIGHT LBS 132



ELEVATION VIEW

REV	DATE	DRW/CHK	DESCRIPTION

UNLESS OTHERWISE SPECIFIED  
ALL DIMENSIONS INCLUDE  
FINISHES AND ARE IN INCHES

TOLERANCES: FRACTIONS ± 1/16"  
ANGLES ± 1/2 DEG.  
DECIMALS ± .010"

MATERIAL:

TOLERANCES DO NOT APPLY  
TO RAW MATERIAL.

**Sabre Industries<sup>®</sup>**  
Towers and Poles


**CONFIDENTIAL**  
This document and the information  
contained herein is the confidential trade  
secret property of Sabre Communications  
Corporation ("Sabre") and must not be  
reproduced, copied or used, in whole or in  
part, for any purpose without the prior  
written consent of Sabre.  
© 2015 Sabre Communications Corporation.  
All rights reserved.

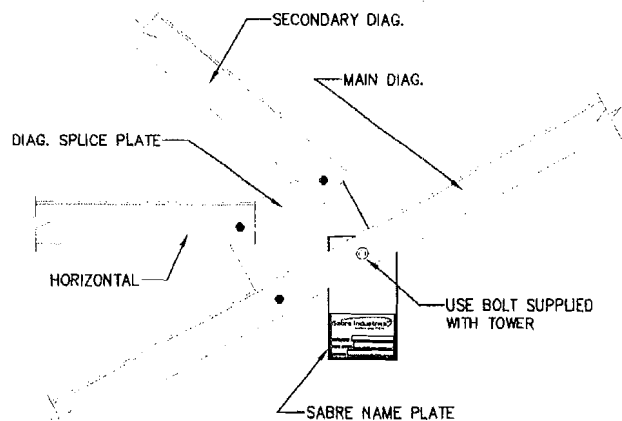
PIPE MOUNTS: 30' ELEVATIONS  
SITE: COUNTY DRIVE, MO  
CUSTOMER: BOONE COUNTY

JOB NO. 122944	SIZE B	DRAWING NO. 122944-PM6	REV 0
DATE 06/08/15	DRAWN BY DRL	CHECKED BY ZAKV	SCALE NONE
PAGE 1 OF 1			

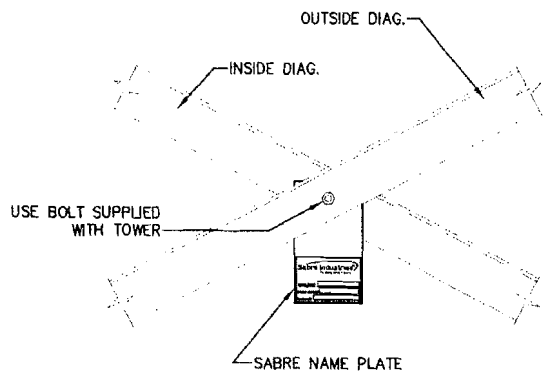
BOLT INSTALLATION DETAILS:

1. INSTALLATION OF BOLTS: BOLTS FOR TOWERS AND ANTENNAS SHALL BE INSTALLED WITH THE NUTS FACING TO THE OUTSIDE AND/OR TO THE TOP OF THE TOWER, UNLESS PROHIBITED BY LACK OF CLEARANCE.
2. TIGHTENING OF BOLTS: ALL HIGH STRENGTH BOLTS SHALL BE TIGHTENED TO A SNUG-TIGHT CONDITION, AS DEFINED BY AISC.
3. NUT LOCKING DEVICE: ALL NUTS SHALL BE EQUIPPED WITH SOME TYPE OF NUT LOCKING DEVICE. SEE THE INDIVIDUAL DRAWINGS FOR THE TYPE OF NUT LOCKING DEVICE TO BE USED FOR EACH INDIVIDUAL APPLICATION.

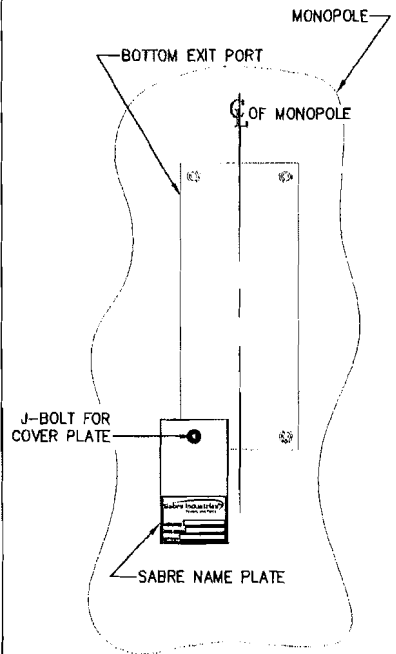
UNLESS OTHERWISE SPECIFIED ALL DIMENSIONS INCLUDE FINISHES AND ARE IN INCHES		MATERIAL:			<b>BOLT INSTALLATION DETAILS</b>						
TOLERANCES: FRACTIONS ± 1/16" ANGLES ± 1/2 DEG. DECIMALS ± .010"		TOLERANCES DO NOT APPLY TO RAW MATERIAL									
CONFIDENTIAL This document and the information contained herein is the confidential trade secret property of Sabre Communications Corporation ("Sabre") and must not be reproduced, copied or used, in whole or in part, for any purpose without the prior written consent of Sabre. © 2007 Sabre Communications Corporation. All rights reserved.			DATE	01/28/08	SIZE	B	DRAWING NO.	9014671	REV	3	
REV	DATE	BY/CHK	DESCRIPTION	DRAWN BY	MJM	CHECKED BY	KJT/DLW	SCALE	None	PAGE	1 OF 1
3	02/15/08	KLEMAN	REVISED PER NORTH TOWER								
2	03/04/08	TSUBATA	FORWARD DRAW BY 3/4 TUBELOCK								
1	03/08/07	BRWESSI	FORWARD N AUGUST 2007								



TYPICAL FOR MODEL S3TL, S4TL, S3R & S4R  
SELF-SUPPORTING TOWER  
(K-BRACE)

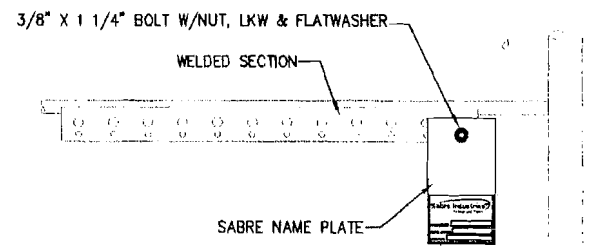


TYPICAL FOR MODEL S3TL, S4TL, S3R & S4R  
SELF-SUPPORTING TOWER  
(X-BRACE)

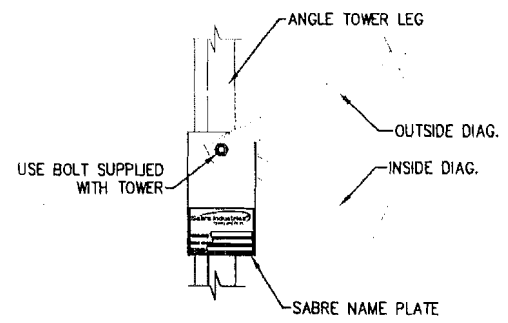


TYPICAL FOR MONOPOLE  
STRUCTURE

**NOTE:**  
NAME PLATE SHOULD BE MOUNTED AT  
APPROXIMATELY EYE LEVEL WHEN POSSIBLE.



TYPICAL FOR MODEL 2400 / 3600 / 4400 / 4800 / 6000  
WELDED GUYED TOWER



TYPICAL FOR MODEL 3000 / 3600 / 4800  
ANGLE GUYED TOWER

UNLESS OTHERWISE SPECIFIED ALL DIMENSIONS INCLUDE FINISHES AND ARE IN INCHES		MATERIAL:	
TOLERANCES: FRACTIONS ± 1/16" ANGLES ± 1/2 DEG. DECIMALS ± .010"		TOLERANCES DO NOT APPLY TO RAW MATERIAL	
REV	DATE	DRW/CHK	DESCRIPTION
0	8/18/71	DSN	2100 2400 3600 & 6000 WELDED GUYED TOWER
1	3/7/80	DEM	REVISION: 2400 & 3600 TO 2400
2	11/14/02	DSN	REVISION: 2400 & 3600 WITHIN GUYED TOWER
3	05/23/07	DSN	REVISION: 2400 & 3600 ON GUYED TOWER WAS 3/8 X 1/4
4	02/16/08	DSN	REVISION: MONOPOLE INSTALLATION
5	04/18/09	DSN	REVISION: 2400 & 3600 TO 2400
6	04/18/09	DSN	REVISION: 2400 & 3600 TO 2400

**Sabre Industries<sup>®</sup>**  
Towers and Poles

**CONFIDENTIAL**  
This document and the information  
contained herein is the confidential trade  
secret property of Sabre Communications  
Corporation ("Sabre") and must not be  
reproduced, copied or used, in whole or in  
part, for any purpose without the prior  
written consent of Sabre.  
© 2007 Sabre Communications Corporation.  
All rights reserved.

<b>OPTIONAL MOUNTING INSTALLATION SABRE NAME PLATE</b>			
DATE	10/15/96	SIZE	B
DRAWN BY	DEM	DRAWING NO.	906956
CHECKED BY	RGF	SCALE	None
		PAGE	1 OF 1

NOTICE

ALL PARTS ARE TO BE INVENTORIED AND ANY  
SHORTAGES REPORTED WITHIN 48 HOURS OF DELIVERY  
TO THE CONTRACTING ERECTOR.

SHORTAGES REPORTED AFTER THIS TIME PERIOD WILL  
BE CHARGED TO THE CONTRACTOR.

CALL 712-258-6690

TO REACH THE SABRE CONTRACTS DEPARTMENT.

AVISO


Todas las partes serán inventariadas y los faltantes reportados  
por el contratista dentro de las 48 horas a partir de la entrega.

Los faltantes reportados después de 48 horas serán cargados al contratista.

Para aclaraciones llame a:

Sabre-Departamento de Contrataciones

(001) 712 258-6690

UNLESS OTHERWISE SPECIFIED ALL DIMENSIONS INCLUDE FINISHES AND ARE IN INCHES		MATERIAL:			INVENTORY REQUIREMENT SHEET						
TOLERANCES: FRACTIONS ± 1/16" ANGLES ± 1/2 DEG. DECIMALS ± .010"		TOLERANCES DO NOT APPLY TO RAW MATERIAL.									
CONFIDENTIAL This document and the information contained herein is the confidential trade secret property of Sabre Communications Corporation ("Sabre") and must not be reproduced, copied or used, in whole or in part, for any purpose without the prior written consent of Sabre. © 2008 Sabre Communications Corporation. All rights reserved.			DATE	05/12/97	SIZE	B	DRAWING NO.	907901	REV	3	
REV	DATE	DRW/CHK	DESCRIPTION	DRAWN BY	ZAK	CHECKED BY	JD	SCALE	None	PAGE	1 OF 1
1	03/04/04	PSB	ZAK	REBRAN ONO B SVE BLUEBOOK							
2	02/25/02	CHP	PSB	ADDED SPANISH TEXT							
11	02/27/01	CHP	PSB	REBRAN IN AVIATION 2001 & UPDATED VERBAGE							



CUSTOMER BOONE COUNTY  
 SITE COUNTY DRIVE, MO  
 B.O.M. 175 FT. MODEL S3R-SD SELF-SUPPORTING TOWER

PC=PIECE OR=ORANGE  
 PLT=PALLET WH=WHITE  
 BDL=BUNDLE O/W=OR & WH  
 CRT=CRATE N/R=NOT REQ'D  
 D=DRUM SP=SPECIAL  
 BX=BOX

PACKING

ITEM NO.	NO. REQ'D.	DRAWING		PART NO.	DESCRIPTION	TOTAL WEIGHT LBS.	PAINT	KIT	QTY. OF PKG'S.	PKG. NO.
		NUMBER	REV							
1.					PRESHIP					
2.	18	C40041060	0	C40041060	ANCHOR BOLT ASSEMBLY, 1 1/2 ø X 6'-6 (F 1554 GR 105) RED	857				
3.					W/(5) NUTS 1 1/2 HEAVY HEX (A563 DH)					
4.					(2) FLATWASHERS 1 1/2 (F436)					
5.	6	C30139210	0	C30139210	PLATE, ANCHOR BOLT TEMPLATE 1 1/2"ø A.B. ON 10 1/4"ø B.C.	70				
6.										
7.					<b>LEG TO LEG TEMPLATE MATERIAL</b>					
8.					<b>(SEE DRAWING #9031085)</b>					
9.	3	C30139237	0	C30139237	PLATE, ANCHOR BOLT TEMPLATE, 1 1/2"ø A.B. ON A 10 1/4"ø B.C.	97	N/R			
10.	3	C30139413	0	C30139413	ANGLE, TEMPLATE SUPPORT, 3 X 3 X 3/16 X 10'-0	111	N/R			
11.	6	C30139414	0	C30139414	ANGLE, TEMPLATE SUPPORT, 3 X 3 X 3/16 X 2'-4 3/4	53	N/R			
12.	3	C30139443	0	C30139443	ANGLE, TEMPLATE SUPPORT, 2 1/2 X 2 1/2 X 3/16 X 7'-3	67	N/R			
13.	15			C40026023	BOLT ASSEMBLY, 5/8 ø X 2 A325	7				
14.	20			C40026022	BOLT ASSEMBLY, 5/8 ø X 1 3/4 A325	9				
15.										
16.										
17.										
18.										
19.										
20.										

DATE	<u>05/20/15</u>	JOB NO.	<u>122944</u>
DRAWN BY	<u>RWM</u>	PRINT NO.	<u>BOM-1</u>
CHECKED BY	<u>ZAK</u>	PAGE	<u>1</u> OF <u>20</u>
REV	DATE	DRW/CHK	DESCRIPTION
1	10/8/15	RWM	REVISED MATERIAL ON PAGES 15, 16 AND 20.



CUSTOMER BOONE COUNTY  
 SITE COUNTY DRIVE, MO  
 B.O.M. 175 FT. MODEL S3R-SD SELF-SUPPORTING TOWER

PC=PIECE OR=ORANGE  
 PLT=PALLET WH=WHITE  
 BDL=BUNDLE O/W=OR & WH  
 CRT=CRATE N/R=NOT REQ'D  
 D=DRUM SP=SPECIAL  
 BX=BOX

PACKING

ITEM NO.	REQ'D.	DRAWING		PART NO.	DESCRIPTION	TOTAL WEIGHT LBS.	PAINT	KIT	QTY OF PKG'S.	PKG. NO.
		NUMBER	REV							
1.					TOWER LEGS					
2.	3	07-11181048	0	07-11181048	SECT. 7 LEG 4 1/2" X 20'-0 5/16	3923	N/R			
3.	3	06-11181040	0	06-11181040	SECT. 6 LEG 4 1/4" X 20'-0 5/16	3495	N/R			
4.	3	05-11180944	0	05-11180944	SECT. 5 LEG 3 3/4" X 20'-0 5/16	2735	N/R			
5.	3	04-11180944	0	04-11180944	SECT. 4 LEG 3 3/4" X 20'-0 5/16	2735	N/R			
6.	3	03-11180846	0	03-11180846	SECT. 3 LEG 3 1/2" X 20'-0 5/16	2337	N/R			
7.	3	02-11180738	0	02-11180738	SECT. 2 LEG 3 1/4" X 20'-0 5/16	2038	N/R			
8.	3	01-11180632	0	01-11180632	SECT. 1 LEG 3" X 20'-0 5/16	1754	N/R			
9.	3	01-11180616	0	01-11180616	SECT. 1 LEG 2 1/4" X 20'-0 5/16	1066	N/R			
10.	3	01-11180552	0	01-11180552	SECT. 1 LEG 1 3/4" X 15'-0	540	N/R			
11.										
12.										
13.										
14.										
15.										
16.										
17.										
18.										
19.										
20.										

DATE 05/20/15  
 DRAWN BY RWM  
 CHECKED BY ZAK  
 JOB NO. 122944  
 PRINT NO. BOM-1  
 PAGE 2 OF 20

REV	DATE	DRW/CHK	DESCRIPTION





CUSTOMER BOONE COUNTY  
 SITE COUNTY DRIVE, MO  
 B.O.M. 175 FT. MODEL S3R-SD SELF-SUPPORTING TOWER

PC=PIECE OR=ORANGE  
 PLT=PALLET WH=WHITE  
 BDL=BUNDLE O/W=OR & WH  
 CRT=CRATE N/R=NOT REQ'D  
 D=DRUM SP=SPECIAL  
 BX=BOX

PACKING

ITEM NO.	NO. REQ'D.	DRAWING		PART NO.	DESCRIPTION	TOTAL WEIGHT LBS.	PAINT	KIT	QTY. OF PKG'S.	PKG. NO.
		NUMBER	REV							
1.					<u>TOWER BRACING</u>					
2.	1 KIT				<u>BRACING #07-T8300070 SECTION 07</u>	1054				
3.					<u>CONSISTING OF THE MATERIAL LISTED BELOW</u>					
4.	6	TS02581	0	TS02581	ANGLE, DIAGONAL 3 X 3 X 3/16 X 15'-8 1/16	362	N/R			
5.	6	TS02582	0	TS02582	ANGLE, DIAGONAL 3 X 3 X 3/16 X 15'-2 1/16	352	N/R			
6.	6	TS02583	0	TS02583	ANGLE, DIAGONAL 3 X 3 X 3/16 X 14'-8	340	N/R			
7.					<u>SPLICE BOLTS TOP OF SECTION 07</u>					
8.	19			C40026115	BOLT ASSEMBLY, 1 1/2 ø X 6 1/2 A325	115				
9.	1 KIT				<u>HARDWARE #TK00260 SECTION 07</u>	36				
10.					<u>CONSISTING OF THE MATERIAL LISTED BELOW</u>					
11.	10			C40026044	BOLT ASSEMBLY, 3/4 ø X 2 1/4 A325	7				
12.	38			C40026043	BOLT ASSEMBLY, 3/4 ø X 2 A325	27				
13.	10			C40047009	RINGFILL, 1/2 THICK - 3/4 ø BOLT	2				
14.										
15.										
16.										
17.										
18.										
19.										
20.										

DATE	<u>05/20/15</u>	JOB NO.	<u>122944</u>
DRAWN BY	<u>RWM</u>	PRINT NO.	<u>BOM-1</u>
CHECKED BY	<u>ZAK</u>	PAGE	<u>3</u> OF <u>20</u>

REV	DATE	DRW	CHK	DESCRIPTION



CUSTOMER BOONE COUNTY  
 SITE COUNTY DRIVE, MO  
 B.O.M. 175 FT. MODEL S3R-SD SELF-SUPPORTING TOWER

PC=PIECE OR=ORANGE  
 PLT=PALLET WH=WHITE  
 BDL=BUNDLE O/W=OR & WH  
 CRT=CRATE N/R=NOT REQ'D  
 D=DRUM SP=SPECIAL  
 BX=BOX

PACKING

ITEM NO.	NO. REQ'D.	DRAWING		PART NO.	DESCRIPTION	TOTAL WEIGHT LBS.	PAINT	KIT	QTY. OF PKG'S.	PKG. NO.
		NUMBER	REV							
1.					<u>TOWER BRACING CONT'D</u>					
2.	1 KIT				<u>BRACING #06-T8300064 SECTION 06</u>	943				
3.					<u>CONSISTING OF THE MATERIAL LISTED BELOW</u>					
4.	6	TS02563	0	TS02563	ANGLE, DIAGONAL 3 X 3 X 3/16 X 14'-0 7/8	326	N/R			
5.	6	TS02564	0	TS02564	ANGLE, DIAGONAL 3 X 3 X 3/16 X 13'-6 15/16	314	N/R			
6.	6	TS02565	0	TS02565	ANGLE, DIAGONAL 3 X 3 X 3/16 X 13'-1 1/16	303	N/R			
7.					<u>SPLICE BOLTS TOP OF SECTION 06</u>					
8.	19			C40026094	BOLT ASSEMBLY, 1 1/4 ø X 5 1/2 A325	69				
9.	1 KIT				<u>HARDWARE #TK00260 SECTION 06</u>	36				
10.					<u>CONSISTING OF THE MATERIAL LISTED BELOW</u>					
11.	10			C40026044	BOLT ASSEMBLY, 3/4 ø X 2 1/4 A325	7				
12.	38			C40026043	BOLT ASSEMBLY, 3/4 ø X 2 A325	27				
13.	10			C40047009	RINGFILL, 1/2 THICK - 3/4 ø BOLT	2				
14.										
15.										
16.										
17.										
18.										
19.										
20.										

DATE	<u>05/20/15</u>	JOB NO.	<u>122944</u>
DRAWN BY	<u>RWM</u>	PRINT NO.	<u>BOM-1</u>
CHECKED BY	<u>ZAK</u>	PAGE	<u>4</u> OF <u>20</u>
REV	DATE	DRW	CHK
			DESCRIPTION



CUSTOMER BOONE COUNTY

SITE COUNTY DRIVE, MO

B.O.M. 175 FT. MODEL S3R-SD SELF-SUPPORTING TOWER

PC=PIECE OR=ORANGE  
 PLT=PALLET WH=WHITE  
 BDL=BUNDLE O/W=OR & WH  
 CRT=CRATE N/R=NOT REQ'D  
 D=DRUM SP=SPECIAL  
 BX=BOX

**PACKING**

ITEM NO.	NO. REQ'D.	DRAWING		PART NO.	DESCRIPTION	TOTAL WEIGHT LBS.	PAINT	KIT	QTY. OF PKG'S.	PKG. NO.
		NUMBER	REV							
1.					<u>TOWER BRACING CONT'D</u>					
2.	1 KIT				<u>BRACING #05-T8300060 SECTION 05</u>	1160				
3.					<u>CONSISTING OF THE MATERIAL LISTED BELOW</u>					
4.	6	TS02549	0	TS02549	ANGLE, DIAGONAL 2 1/2 X 2 1/2 X 1/4 X 11'-10 15/16	305	N/R			
5.	6	TS02550	0	TS02550	ANGLE, DIAGONAL 2 1/2 X 2 1/2 X 1/4 X 11'-6 1/4	295	N/R			
6.	6	TS02551	0	TS02551	ANGLE, DIAGONAL 2 1/2 X 2 1/2 X 1/4 X 11'-1 5/8	285	N/R			
7.	6	TS02552	0	TS02552	ANGLE, DIAGONAL 2 1/2 X 2 1/2 X 1/4 X 10'-9	275	N/R			
8.					<u>SPLICE BOLTS TOP OF SECTION 05</u>					
9.	19			C40026094	BOLT ASSEMBLY, 1 1/4 ø X 5 1/2 A325	69				
10.	1 KIT				<u>HARDWARE #TK00259 SECTION 05</u>	32				
11.					<u>CONSISTING OF THE MATERIAL LISTED BELOW</u>					
12.	13			C40026024	BOLT ASSEMBLY, 5/8 ø X 2 1/4 A325	7				
13.	50			C40026023	BOLT ASSEMBLY, 5/8 ø X 2 A325	23				
14.	13			C40047003	RINGFILL, 3/8 THICK - 5/8 ø BOLT	2				
15.										
16.										
17.										
18.										
19.										
20.										

DATE	<u>05/20/15</u>	JOB NO.	<u>122944</u>
DRAWN BY	<u>RWM</u>	PRINT NO.	<u>BOM-1</u>
CHECKED BY	<u>ZAK</u>	PAGE	<u>5</u> OF <u>20</u>

REV	DATE	DRW/CHK	DESCRIPTION



CUSTOMER BOONE COUNTY

SITE COUNTY DRIVE, MO

B.O.M. 175 FT. MODEL S3R-SD SELF-SUPPORTING TOWER

PC=PIECE OR=ORANGE  
 PLT=PALLET WH=WHITE  
 BDL=BUNDLE O/W=OR & WH  
 CRT=CRATE N/R=NOT REQ'D  
 D=DRUM SP=SPECIAL  
 BX=BOX

**PACKING**

ITEM NO.	NO. REQ'D.	DRAWING		PART NO.	DESCRIPTION	TOTAL WEIGHT LBS.	PAINT	KIT	QTY. OF PKG'S.	PKG. NO.
		NUMBER	REV							
1.					<u>TOWER BRACING CONT'D</u>					
2.	1 KIT				<u>BRACING #04-T8300052 SECTION 04</u>	776				
3.					<u>CONSISTING OF THE MATERIAL LISTED BELOW</u>					
4.	6	TS02517	0	TS02517	ANGLE, DIAGONAL 2 X 2 X 1/4 X 10'-3 11/16	205	N/R			
5.	6	TS02518	0	TS02518	ANGLE, DIAGONAL 2 X 2 X 1/4 X 9'-11 3/16	198	N/R			
6.	6	TS02519	0	TS02519	ANGLE, DIAGONAL 2 X 2 X 1/4 X 9'-6 11/16	190	N/R			
7.	6	TS02520	0	TS02520	ANGLE, DIAGONAL 2 X 2 X 1/4 X 9'-2 1/4	183	N/R			
8.					<u>SPLICE BOLTS TOP OF SECTION 04</u>					
9.	19			C40026094	BOLT ASSEMBLY, 1 1/4 ø X 5 1/2 A325	69				
10.	1 KIT				<u>HARDWARE #TK00259 SECTION 04</u>	32				
11.					<u>CONSISTING OF THE MATERIAL LISTED BELOW</u>					
12.	13			C40026024	BOLT ASSEMBLY, 5/8 ø X 2 1/4 A325	7				
13.	50			C40026023	BOLT ASSEMBLY, 5/8 ø X 2 A325	23				
14.	13			C40047003	RINGFILL, 3/8 THICK - 5/8 ø BOLT	2				
15.										
16.										
17.										
18.										
19.										
20.										

DATE 05/20/15 JOB NO. 122944  
 DRAWN BY RWM PRINT NO. BOM-1  
 CHECKED BY ZAK PAGE 6 OF 20

REV	DATE	DRW/CHK	DESCRIPTION



CUSTOMER BOONE COUNTY

SITE COUNTY DRIVE, MO

B.O.M. 175 FT. MODEL S3R-SD SELF-SUPPORTING TOWER

PC=PIECE OR=ORANGE  
 PLT=PALLET WH=WHITE  
 BDL=BUNDLE O/W=OR & WH  
 CRT=CRATE N/R=NOT REQ'D  
 D=DRUM SP=SPECIAL  
 BX=BOX

**PACKING**

ITEM NO.	NO. REQ'D.	DRAWING		PART NO.	DESCRIPTION	TOTAL WEIGHT LBS.	PAINT	KIT	QTY. OF PKG'S.	PKG. NO.
		NUMBER	REV							
1.					<b>TOWER BRACING CONT'D</b>					
2.	1 KIT				<b>BRACING #03-T8300047 SECTION 03</b>	662				
3.					<b>CONSISTING OF THE MATERIAL LISTED BELOW</b>					
4.	6	TS02497	0	TS02497	ANGLE, DIAGONAL 2 X 2 X 1/4 X 8'-10 1/2	176	N/R			
5.	6	TS02498	0	TS02498	ANGLE, DIAGONAL 2 X 2 X 1/4 X 8'-6 1/8	169	N/R			
6.	6	TS02499	0	TS02499	ANGLE, DIAGONAL 2 X 2 X 1/4 X 8'-1 7/8	162	N/R			
7.	6	TS02500	0	TS02500	ANGLE, DIAGONAL 2 X 2 X 1/4 X 7'-9 11/16	155	N/R			
8.					<b>SPLICE BOLTS TOP OF SECTION 03</b>					
9.	19			C40026080	BOLT ASSEMBLY, 1 ø X 4 3/4 A325	44				
10.	1 KIT				<b>HARDWARE #TK00259 SECTION 03</b>	32				
11.					<b>CONSISTING OF THE MATERIAL LISTED BELOW</b>					
12.	13			C40026024	BOLT ASSEMBLY, 5/8 ø X 2 1/4 A325	7				
13.	50			C40026023	BOLT ASSEMBLY, 5/8 ø X 2 A325	23				
14.	13			C40047003	RINGFILL, 3/8 THICK - 5/8 ø BOLT	2				
15.										
16.										
17.										
18.										
19.										
20.										

DATE 05/20/15  
 DRAWN BY RWM  
 CHECKED BY ZAK

JOB NO. 122944  
 PRINT NO. BOM-1  
 PAGE 7 OF 20

REV	DATE	DRW	CHK	DESCRIPTION



CUSTOMER BOONE COUNTY

SITE COUNTY DRIVE, MO

B.O.M. 175 FT. MODEL S3R-SD SELF-SUPPORTING TOWER

PC=PIECE OR=ORANGE  
 PLT=PALLET WH=WHITE  
 BDL=BUNDLE O/W=OR & WH  
 CRT=CRATE N/R=NOT REQ'D  
 D=DRUM SP=SPECIAL  
 BX=BOX

PACKING

ITEM NO.	NO. REQ'D.	DRAWING		PART NO.	DESCRIPTION	TOTAL WEIGHT LBS.	PAINT	KIT	QTY. OF PKG'S.	PKG. NO.
		NUMBER	REV							
1.					<u>TOWER BRACING CONT'D</u>					
2.	1 KIT				<u>BRACING #02-T8300039 SECTION 02</u>	591				
3.					<u>CONSISTING OF THE MATERIAL LISTED BELOW</u>					
4.	6	TS02465	0	TS02465	ANGLE, DIAGONAL 2 X 2 X 1/4 X 7'-4 1/8	146	N/R			
5.	6	TS02466	0	TS02466	ANGLE, DIAGONAL 2 X 2 X 1/4 X 7'-0 1/8	140	N/R			
6.	6	TS02467	0	TS02467	ANGLE, DIAGONAL 2 X 2 X 1/4 X 6'-8 3/16	133	N/R			
7.	6	TS02468	0	TS02468	ANGLE, DIAGONAL 2 X 2 X 1/4 X 6'-4 7/16	127	N/R			
8.	3	TS02451	0	TS02451	ANGLE, HORIZONTAL 2 X 2 X 1/4 X 4'-5 5/8	45	N/R			
9.					<u>SPLICE BOLTS TOP OF SECTION 02</u>					
10.	19			C40026079	BOLT ASSEMBLY, 1 ø X 4 1/2 A325	43				
11.	1 KIT				<u>HARDWARE #TK00146 SECTION 02</u>	35				
12.					<u>CONSISTING OF THE MATERIAL LISTED BELOW</u>					
13.	13			C40026024	BOLT ASSEMBLY, 5/8 ø X 2 1/4 A325	7				
14.	57			C40026023	BOLT ASSEMBLY, 5/8 ø X 2 A325	26				
15.	13			C40047003	RINGFILL, 3/8 THICK - 5/8 ø BOLT	2				
16.										
17.										
18.										
19.										
20.										

REV	DATE	DRW	CHK	DESCRIPTION	DATE	<u>05/20/15</u>	JOB NO.	<u>122944</u>
					DRAWN BY	<u>RWM</u>	PRINT NO.	<u>BOM-1</u>
					CHECKED BY	<u>ZAK</u>	PAGE	<u>8</u> OF <u>20</u>



CUSTOMER BOONE COUNTY

SITE COUNTY DRIVE, MO

B.O.M. 175 FT. MODEL S3R-SD SELF-SUPPORTING TOWER

PC=PIECE      OR=ORANGE  
 PLT=PALLET    WH=WHITE  
 BDL=BUNDLE   O/W=OR & WH  
 CRT=CRATE    N/R=NOT REQ'D  
 D=DRUM       SP=SPECIAL  
 BX=BOX

PACKING

ITEM NO.	NO. REQ'D.	DRAWING		PART NO.	DESCRIPTION	TOTAL WEIGHT LBS.	PAINT	KIT	QTY. OF PKG'S.	PKG. NO.
		NUMBER	REV							
1.					<u>TOWER BRACING CONT'D</u>					
2.	1 KIT				<u>BRACING #01-T8300032 SECTION 01-20</u>	665				
3.					<u>CONSISTING OF THE MATERIAL LISTED BELOW</u>					
4.	24	TS02444	0	TS02444	ANGLE, DIAGONAL 2 X 2 X 5/16 X 6'-2 3/4	610	N/R			
5.	3	TS02412	0	TS02412	ANGLE, HORIZONTAL 2 X 2 X 5/16 X 4'-5 3/4	55	N/R			
6.					<u>SPLICE BOLTS TOP OF SECTION 01-20</u>					
7.	19			C40026077	BOLT ASSEMBLY, 1 ø X 4 A325	39				
8.	1 KIT				<u>HARDWARE #TK00146 SECTION 01-20</u>	35				
9.					<u>CONSISTING OF THE MATERIAL LISTED BELOW</u>					
10.	13			C40026024	BOLT ASSEMBLY, 5/8 ø X 2 1/4 A325	7				
11.	57			C40026023	BOLT ASSEMBLY, 5/8 ø X 2 A325	26				
12.	13			C40047003	RINGFILL, 3/8 THICK - 5/8 ø BOLT	2				
13.										
14.										
15.										
16.										
17.										
18.										
19.										
20.										

REV	DATE	DRW/CHK	DESCRIPTION

DATE 05/20/15  
 DRAWN BY RWM  
 CHECKED BY ZAK

JOB NO. 122944  
 PRINT NO. BOM-1  
 PAGE 9 OF 20



CUSTOMER BOONE COUNTY  
 SITE COUNTY DRIVE, MO  
 B.O.M. 175 FT. MODEL S3R-SD SELF-SUPPORTING TOWER

PC=PIECE OR=ORANGE  
 PLT=PALLET WH=WHITE  
 BDL=BUNDLE O/W=OR & WH  
 CRT=CRATE N/R=NOT REQ'D  
 D=DRUM SP=SPECIAL  
 BX=BOX

PACKING

ITEM NO.	NO. REQ'D.	DRAWING		PART NO.	DESCRIPTION	TOTAL WEIGHT LBS.	PAINT	KIT	QTY. OF PKG'S.	PKG. NO.
		NUMBER	REV							
1.					<u>TOWER BRACING CONT'D</u>					
2.	1 KIT				<u>BRACING #01-T8300030 SECTION 01-20</u>	413				
3.					<u>CONSISTING OF THE MATERIAL LISTED BELOW</u>					
4.	24	TS02442	0	TS02442	ANGLE, DIAGONAL 2 X 2 X 3/16 X 6'-2 3/4	379	N/R			
5.	3	TS02410	0	TS02410	ANGLE, HORIZONTAL 2 X 2 X 3/16 X 4'-5 3/4	34	N/R			
6.					<u>SPLICE BOLTS TOP OF SECTION 01-20</u>					
7.	13			C40026048	BOLT ASSEMBLY, 3/4 ø X 3 1/4 A325	11				
8.	1 KIT				<u>HARDWARE #TK00134 SECTION 01-20</u>	33				
9.					<u>CONSISTING OF THE MATERIAL LISTED BELOW</u>					
10.	13			C40026023	BOLT ASSEMBLY, 5/8 ø X 2 A325	6				
11.	57			C40026022	BOLT ASSEMBLY, 5/8 ø X 1 3/4 A325	25				
12.	13			C40047003	RINGFILL, 3/8 THICK - 5/8 ø BOLT	2				
13.										
14.										
15.										
16.										
17.										
18.										
19.										
20.										

REV	DATE	DRW	CHK	DESCRIPTION	DATE	<u>05/20/15</u>	JOB NO.	<u>122944</u>
					DRAWN BY	<u>RWM</u>	PRINT NO.	<u>BOM-1</u>
					CHECKED BY	<u>ZAK</u>	PAGE	<u>10</u> OF <u>20</u>





CUSTOMER BOONE COUNTY

SITE COUNTY DRIVE, MO

B.O.M. 175 FT. MODEL S3R-SD SELF-SUPPORTING TOWER

PC=PIECE OR=ORANGE  
 PLT=PALLET WH=WHITE  
 BDL=BUNDLE O/W=OR & WH  
 CRT=CRATE N/R=NOT REQ'D  
 D=DRUM SP=SPECIAL  
 BX=BOX

PACKING

ITEM NO.	NO. REQ'D	DRAWING		PART NO.	DESCRIPTION	TOTAL WEIGHT LBS.	PAINT	KIT	QTY OF PKG'S.	PKG. NO.
		NUMBER	REV							
1.					TOWER BRACING CONT'D					
2.	1 KIT				BRACING #01-18300021 SECTION 01-15	214				
3.					CONSISTING OF THE MATERIAL LISTED BELOW					
4.	18	TS02433	0	TS02433	ANGLE, DIAGONAL 2 X 2 X 1/8 X 6'-2 3/8	191	N/R			
5.	3	TS02409	0	TS02409	ANGLE, HORIZONTAL 2 X 2 X 1/8 X 4'-5 3/4	23	N/R			
6.	1 KIT				HARDWARE #TR00257 SECTION 01-15	26				
7.					CONSISTING OF THE MATERIAL LISTED BELOW					
8.	10			C40026023	BOLT ASSEMBLY, 5/8 Ø X 2 A325	5				
9.	45			C40026022	BOLT ASSEMBLY, 5/8 Ø X 1 3/4 A325	20				
10.	10			C40047003	RINGFILL, 3/8 THICK - 5/8 Ø BOLT	1				
11.										
12.										
13.										
14.										
15.										
16.										
17.										
18.										
19.										
20.										

DATE 05/20/15  
 DRAWN BY RWM  
 CHECKED BY ZAK  
 JOB NO. 122944  
 PRINT NO. BOM-1  
 PAGE 11 OF 20

REV	DATE	DRW/CHK	DESCRIPTION



CUSTOMER BOONE COUNTY

SITE COUNTY DRIVE, MO

B.O.M. 175 FT. MODEL S3R-SD SELF-SUPPORTING TOWER

PC=PIECE OR=ORANGE  
 PLT=PALLET WH=WHITE  
 BDL=BUNDLE O/W=OR & WH  
 CRT=GRATE N/R=NOT REQ'D  
 D=DRUM SP=SPECIAL  
 BX=BOX

PACKING

ITEM NO.	REQ'D.	DRAWING		PART NO.	DESCRIPTION	TOTAL WEIGHT LBS.	PAINT	KIT	QTY OF PKG'S.	PKG. NO.
		NUMBER	REV							
1.					SAFETY CLIMB MATERIAL					
2.	1 KIT			C30012054	200' TUF-TUG SAFETY CLIMB MATERIAL	91				
3.										
4.										
5.										
6.										
7.										
8.										
9.										
10.										
11.										
12.										
13.										
14.										
15.										
16.										
17.										
18.										
19.										
20.										

DATE 05/20/15 DRAWN BY RWM CHECKED BY ZAK  
 JOB NO. 122944 PRINT NO. BOM-1  
 PAGE 12 OF 20

REV	DATE	DRW	CHK	DESCRIPTION



CUSTOMER BOONE COUNTY  
 SITE COUNTY DRIVE, MO  
 B.O.M. 175 FT. MODEL S3R-SD SELF-SUPPORTING TOWER

PC=PIECE OR=ORANGE  
 PLT=PALLET WH=WHITE  
 BDL=BUNDLE O/W=OR & WH  
 CRT=CRATE N/R=NOT REQ'D  
 D=DRUM SP=SPECIAL  
 BX=BOX

PACKING

ITEM NO.	NO. REQ'D.	DRAWING		PART NO.	DESCRIPTION	TOTAL WEIGHT LBS.	PAINT	KIT	QTY. OF PKG'S.	PKG. NO.
		NUMBER	REV							
1.					<u>CLIMBING LADDER (SEE DWG 122944-CL1)</u>					
2.	8	CW00031	2	CW00031	WELDMENT, 20 FT. CLIMBING LADDER 12" WIDE	598	N/R			
3.	1	CW00029	2	CW00029	WELDMENT, 10 FT. CLIMBING LADDER 12" WIDE	37	N/R			
4.	1	CW00028	2	CW00028	WELDMENT, 5 FT. CLIMBING LADDER 12" WIDE	19	N/R			
5.	20	CS00037	2	CS00037	PLATE, LADDER SPLICE	8	N/R			
6.	2	CS00242	1	CS00242	ANGLE, LADDER BASE SUPPORT	15	N/R			
7.	44	CS00169	2	CS00169	CLIP, LADDER ATTACHMENT	24	N/R			
8.										
9.					<u>LADDER HARDWARE (SEE DWG 122944-CL1)</u>					
10.	14			C40039002	J-BOLT ASSEMBLY, 3/8 ø X 7 1/4 I.L.	5				
11.	30			C40039001	J-BOLT ASSEMBLY, 3/8 ø X 5 3/4 I.L.	9				
12.	40			C40024004	BOLT ASSEMBLY, 3/8 ø X 1 1/2 GRD 5	4				
13.										
14.										
15.										
16.										
17.										
18.										
19.										
20.										

REV	DATE	DRW/CHK	DESCRIPTION	DATE	<u>06/08/15</u>	JOB NO.	<u>122944</u>
				DRAWN BY	<u>DRL</u>	PRINT NO.	<u>BOM-1</u>
				CHECKED BY	<u>ZAK</u>	PAGE	<u>13</u> OF <u>20</u>



CUSTOMER BOONE COUNTY  
 SITE COUNTY DRIVE, MO  
 B.O.M. 175 FT. MODEL S3R-SD SELF-SUPPORTING TOWER

PC=PIECE OR=ORANGE  
 PLT=PALLET WH=WHITE  
 BDL=BUNDLE O/W=OR & WH  
 CRT=CRATE N/R=NOT REQ'D  
 D=DRUM SP=SPECIAL  
 BX=BOX

PACKING

ITEM NO.	NO. REQ'D.	DRAWING		PART NO.	DESCRIPTION	TOTAL WEIGHT LBS.	PAINT	KIT	QTY. OF PKG'S.	PKG. NO.
		NUMBER	REV							
1.					<b>WAVEGUIDE LADDER (SEE DWG 122944-WG1)</b>					
2.	16	CS00146	2	CS00146	ANGLE, WAVEGUIDE LADDER RAIL 20 FT. W/4 FT. RUNG SPC	480	N/R			
3.	2	CS00148	2	CS00148	ANGLE, WAVEGUIDE LADDER RAIL 10 FT. W/4 FT. RUNG SPC	30	N/R			
4.	2	CS00149	2	CS00149	ANGLE, WAVEGUIDE LADDER RAIL 5 FT. W/3 FT. RUNG SPC	15	N/R			
5.	45	CS00151	2	CS00151	ANGLE, WAVEGUIDE SUPPORT (12 HOLE)	171	N/R			
6.	20	CS00037	2	CS00037	PLATE, LADDER SPLICE	8	N/R			
7.	44	CS00169	2	CS00169	CLIP, LADDER ATTACHMENT	24	N/R			
8.										
9.					<b>LADDER HARDWARE (SEE DWG 122944-WG1)</b>					
10.	14			C40039002	J-BOLT ASSEMBLY, 3/8 ø X 7 1/4 I.L.	5				
11.	30			C40039001	J-BOLT ASSEMBLY, 3/8 ø X 5 3/4 I.L.	9				
12.	135			C40024004	BOLT ASSEMBLY, 3/8 ø X 1 1/2 GRD 5	14				
13.										
14.										
15.										
16.										
17.										
18.										
19.										
20.										

REV	DATE	DRW	CHK	DESCRIPTION	DATE	<u>06/08/15</u>	JOB NO.	<u>122944</u>
					DRAWN BY	<u>DRL</u>	PRINT NO.	<u>BOM-1</u>
					CHECKED BY	<u>ZAK</u>	PAGE	<u>14</u> OF <u>20</u>



CUSTOMER BOONE COUNTY  
 SITE COUNTY DRIVE, MO  
 B.O.M. 175 FT. MODEL S3R-SD SELF-SUPPORTING TOWER

PC=PIECE OR=ORANGE  
 PLT=PALLET WH=WHITE  
 BDL=BUNDLE O/W=OR & WH  
 CRT=CRATE N/R=NOT REQ'D  
 D=DRUM SP=SPECIAL  
 BX=BOX

PACKING

ITEM NO.	NO. REQ'D.	DRAWING		PART NO.	DESCRIPTION	TOTAL WEIGHT LBS.	PAINT	KIT	QTY. OF PKG'S.	PKG. NO.
		NUMBER	REV							
1.					<u>FIXED PLATFORM @ 175' (SEE DWG 122944-FP)</u>					
2.	1 KIT			CK00015	<u>FIXED PLATFORM ANGLE KIT</u>	1178				
3.	3	CS00321	0	CS00321	ANGLE, TOP CHORD 3 1/2 X 3 1/2 X 3/8 X 14'-5	382	N/R			
4.	3	CS00322	0	CS00322	ANGLE, BOT CHORD 3 1/2 X 3 1/2 X 3/8 X 14'-5	382	N/R			
5.	18	CS00323	0	CS00323	ANGLE, DIAGONAL 2 X 2 X 3/16 X 2'-9	126	N/R			
6.	6	CS00320	0	CS00320	ANGLE, CORNER SUPPORT (SHORT) 6 X 4 X 3/8 X 1'-0 3/4	82	N/R			
7.	6	CS00324	0	CS00324	ANGLE, CORNER SUPPORT (LONG) 3 X 3 X 1/4 X 4'-11 3/4	152	N/R			
8.	9	CS00319	0	CS00319	ANGLE, VERTICAL (BOOM) 2 X 2 X 3/16 X 2'-4 1/2	54	N/R			
9.					<u>MISCELLANEOUS FRAMING MATERIAL</u>					
10.	6	CS00416	0	CS00416	ANGLE, LEG MOUNT	39	N/R			
11.	3	CS00311	0	CS00311	ANGLE, TOP CHORD BOOM 3 1/2 X 3 1/2 X 3/8 X 6'-7 1/2	169	N/R			
12.	3	CS00314	0	CS00314	ANGLE, BOT CHORD BOOM 3 1/2 X 3 1/2 X 3/8 X 6'-7 1/2	169	N/R			
13.	6	CS00317	0	CS00317	ANGLE, DIAGONAL BOOM 2 X 2 X 3/16 X 3'-7 3/8	53	N/R			
14.					<u>ANTENNA MOUNTING PIPE 2 3/8 OD X 10'-0</u>					
15.	6	CS00265	0	CS00265	ANGLE, PIPE MOUNT 4 X 3 X 1/4 X 0'-6 1/4	19	N/R			
16.	6			C10981224	PIPE, 2 3/8" O.D. X .134 X 10'-0	193				
17.					<u>PLATFORM GRATING</u>					
18.	3	C20137005	0	C20137005	PLATFORM, GRATING 14 GA. X 2 X 18 3/4 X 8'-6	161	N/R			
19.										
20.										

DATE	<u>06/08/15</u>	JOB NO.	<u>122944</u>
DRAWN BY	<u>DRL</u>	PRINT NO.	<u>BOM-1</u>
CHECKED BY	<u>ZAK</u>	PAGE	<u>15</u> OF <u>20</u>

REV	DATE	DRW/CHK	DESCRIPTION
1	10/8/15	RWM/MWR	REVISED QUANTITIES OF ITEMS #15 AND #16, WAS (18) AND (9) RESPECTIVELY.



CUSTOMER BOONE COUNTY  
 SITE COUNTY DRIVE, MO  
 B.O.M. 175 FT. MODEL S3R-SD SELF-SUPPORTING TOWER

PC=PIECE OR=ORANGE  
 PLT=PALLET WH=WHITE  
 BDL=BUNDLE O/W=OR & WH  
 CRT=CRATE N/R=NOT REQ'D  
 D=DRUM SP=SPECIAL  
 BX=BOX

PACKING

ITEM NO.	NO. REQ'D.	DRAWING		PART NO.	DESCRIPTION	TOTAL WEIGHT LBS.	PAINT	KIT	QTY. OF PKG'S.	PKG. NO.
		NUMBER	REV							
1.					<u>ANTENNA MOUNTING PIPE 4 1/2 OD X 7'-0</u>					
2.	6	CS03297	0	CS03297	ANGLE, PIPE MOUNT 4 X 3 X 1/4 X 0'-8 3/8	24	N/R			
3.	3			C10981407	ANTENNA MTG. PIPE 4 1/2" X 7'-0"	175				
4.										
5.										
6.					<u>Z-BRACKET PIPE MOUNTS @ 165' (SEE DWG 122944-PM1)</u>					
7.	2 KITS			C10173003	STRAIGHT LEG PIPE MOUNT KIT	134				
8.	2			C10981407	ANTENNA MTG. PIPE 4 1/2" X 7'-0"	116				
9.	8			C40034032	U-BOLT ASSEMBLY 5/8 ø X 5 3/16 C-C	17				
10.										
11.					<u>STIFFARM MOUNT FOR PIPE MOUNT @ 165'</u>					
12.					<u>(SEE DWG 122944-DT1)</u>					
13.	1 KIT			C10105019	DISH MOUNT TIEBACK ASSEMBLY	131				
14.										
15.					<u>Z-BRACKET PIPE MOUNTS @ 150' (SEE DWG 122944-PM2)</u>					
16.	2 KITS			C10173009	STRAIGHT LEG PIPE MOUNT KIT	137				
17.	2			C10981407	ANTENNA MTG. PIPE 4 1/2" X 7'-0"	116				
18.	8			C40034032	U-BOLT ASSEMBLY 5/8 ø X 5 3/16 C-C	17				
19.										
20.										

DATE	06/08/15	JOB NO.	122944
DRAWN BY	DRL	PRINT NO.	BOM-1
CHECKED BY	ZAK	PAGE	16 OF 20

REV	DATE	DRW/CHK	DESCRIPTION
1	10/8/15	RWM/MWR	REVISED ITEMS #2 AND #3, REMOVED ITEM #4.



CUSTOMER BOONE COUNTY

SITE COUNTY DRIVE, MO

B.O.M. 175 FT. MODEL S3R-SD SELF-SUPPORTING TOWER



PC=PIECE OR=ORANGE  
 PLT=PALLET WH=WHITE  
 BDL=BUNDLE O/W=OR & WH  
 CRT=CRATE N/R=NOT REQ'D  
 D=DRUM SP=SPECIAL  
 BX=BOX

PACKING

ITEM NO.	NO. REQ'D.	DRAWING		PART NO.	DESCRIPTION	TOTAL WEIGHT LBS.	PAINT	KIT	QTY. OF PKG'S.	PKG. NO.
		NUMBER	REV							
1.					STIFFARM MOUNT FOR PIPE MOUNT @ 150'					
2.					(SEE DWG 122944-DT2)					
3.	1 KIT			C10105021	DISH MOUNT TIEBACK ASSEMBLY	132				
4.										
5.					Z-BRACKET PIPE MOUNT @ 135' (SEE DWG 122944-PM3)					
6.	2 KITS			C10173021	STRAIGHT LEG PIPE MOUNT KIT	138				
7.	2			C10981407	ANTENNA MTG. PIPE 4 1/2" X 7'-0"	116				
8.	8			C40034032	U-BOLT ASSEMBLY 5/8 ø X 5 3/16 C-C	17				
9.										
10.					STIFFARM MOUNT FOR PIPE MOUNT @ 135'					
11.					(SEE DWG 122944-DT3)					
12.	1 KIT			C10105024	DISH MOUNT TIEBACK ASSEMBLY	133				
13.										
14.					3' SIDEARM MOUNTS @ 100' (SEE DWG 122944-SA1)					
15.	3 KITS			C10151103	3 FT. SIDEARM ASSEMBLY	245				
16.	3 KITS			C10900105	PIPE ANTENNA MOUNTING KIT 2 3/8 ø X 5'-0	58				
17.	12			C40034032	U-BOLT ASSEMBLY 5/8 ø X 5 3/16 C-C	26				
18.										
19.										
20.										

REV	DATE	DRWCHK	DESCRIPTION	DATE	06/08/15	JOB NO.	122944
				DRAWN BY	DRL	PRINT NO.	BOM-1
				CHECKED BY	ZAK	PAGE	17 OF 20



CUSTOMER BOONE COUNTY

SITE COUNTY DRIVE, MO

B.O.M. 175 FT. MODEL S3R-SD SELF-SUPPORTING TOWER

PC=PIECE OR=ORANGE  
 PLT=PALLET WH=WHITE  
 BDL=BUNDLE O/W=OR & WH  
 CRT=CRATE N/R=NOT REQ'D  
 D=DRUM SP=SPECIAL  
 BX=BOX

PACKING

ITEM NO.	REQ'D.	DRAWING		PART NO.	DESCRIPTION	TOTAL WEIGHT LBS.	PAINT	KIT	QTY OF PKG'S.	PKG. NO.
		NUMBER	REV							
1.					Z-BRACKET PIPE MOUNTS FOR SIDARMS @ 100'					
2.					(SEE DWG 122944-PM4)					
3.	3 KITS			C10174028	TAPERED LEG PIPE MOUNT KIT	192				
4.	3			C10981407	ANTENNA MTG. PIPE 4 1/2" X 7'-0"	175				
5.	12			C40034032	U-BOLT ASSEMBLY 5/8 Ø X 5 3/16 C-C	26				
6.										
7.					SWIVEL KNUCKLE TIEBACKS FOR SIDARMS @ 100'					
8.					(SEE DWG 122944-ST1)					
9.	3 KITS			C10179002	SWIVEL KNUCKLE TIEBACK KIT 2 3/8 Ø PIPE X 13'-3	210				
10.										
11.					3' SIDARM MOUNTS @ 50' (SEE DWG 122944-SA1)					
12.	3 KITS			C10151103	3 FT. SIDARM ASSEMBLY	245				
13.	3 KITS			C10900105	PIPE ANTENNA MOUNTING KIT 2 3/8 Ø X 5'-0	58				
14.	12			C40034032	U-BOLT ASSEMBLY 5/8 Ø X 5 3/16 C-C	26				
15.										
16.					Z-BRACKET PIPE MOUNTS FOR SIDARMS @ 50'					
17.					(SEE DWG 122944-PM5)					
18.	3 KITS			C10174032	TAPERED LEG PIPE MOUNT KIT	193				
19.	3			C10981407	ANTENNA MTG. PIPE 4 1/2" X 7'-0"	175				
20.	12			C40034032	U-BOLT ASSEMBLY 5/8 Ø X 5 3/16 C-C	26				

REV	DATE	DRWCHK

DESCRIPTION

DATE	06/08/15
DRAWN BY	DRL
CHECKED BY	ZAK

JOB NO.	122944
PRINT NO.	BOM-1
PAGE	18 OF 20





CUSTOMER BOONE COUNTY

SITE COUNTY DRIVE, MO

B.O.M. 175 FT. MODEL S3R-SD SELF-SUPPORTING TOWER



PC=PIECE OR=ORANGE  
 PLT=PALLET WH=WHITE  
 BDL=BUNDLE O/W=OR & WH  
 CRT=CRATE N/R=NOT REQ'D  
 D=DRUM SP=SPECIAL  
 BX=BOX

PACKING

ITEM NO.	NO. REQ'D.	DRAWING		PART NO.	DESCRIPTION	TOTAL WEIGHT LBS.	PAINT	KIT	QTY. OF PKG'S.	PKG. NO.
		NUMBER	REV							
1.					<u>3' SIDEARM MOUNTS @ 30' (SEE DWG 122944-SA1)</u>					
2.	3 KITS			C10151103	3 FT. SIDEARM ASSEMBLY	245				
3.	3 KITS			C10900105	PIPE ANTENNA MOUNTING KIT 2 3/8 ø X 5'-0	58				
4.	12			C40034032	U-BOLT ASSEMBLY 5/8 ø X 5 3/16 C-C	26				
5.										
6.					<u>Z-BRACKET PIPE MOUNTS FOR SIDEARMS @ 30'</u>					
7.					<u>(SEE DWG 122944-PM6)</u>					
8.	3 KITS			C10174039	TAPERED LEG PIPE MOUNT KIT	195				
9.	3			C10981407	ANTENNA MTG. PIPE 4 1/2" X 7'-0"	175				
10.	12			C40034032	U-BOLT ASSEMBLY 5/8 ø X 5 3/16 C-C	26				
11.										
12.										
13.										
14.										
15.										
16.										
17.										
18.										
19.										
20.										

REV	DATE	DRWCHK	DESCRIPTION

DATE 06/08/15  
 DRAWN BY DRL  
 CHECKED BY ZAK

JOB NO. 122944  
 PRINT NO. BOM-1  
 PAGE 19 OF 20



CUSTOMER BOONE COUNTY

SITE COUNTY DRIVE, MO

B.O.M. 175 FT. MODEL S3R-SD SELF-SUPPORTING TOWER



PC=PIECE OR=ORANGE  
 PLT=PALLET WH=WHITE  
 BDL=BUNDLE O/W=OR & WH  
 CRT=CRATE N/R=NOT REQ'D  
 D=DRUM SP=SPECIAL  
 BX=BOX

PACKING

ITEM NO.	NO. REQ'D.	DRAWING		PART NO.	DESCRIPTION	TOTAL WEIGHT LBS.	PAINT	KIT	QTY. OF PKG'S.	PKG. NO.
		NUMBER	REV							
1.					<u>HARDWARE</u>					
2.	95			C40026023	BOLT ASSEMBLY, 5/8 $\phi$ X 2 A325	44				
3.	70			C40026022	BOLT ASSEMBLY, 5/8 $\phi$ X 1 3/4 A325	31				
4.	15			C40024013	BOLT ASSEMBLY, 3/8 $\phi$ X 3 3/4 GR 5	2				
5.										
6.	15			C40046001	FENDER WASHER, 3/8 X 1 1/2 X .097 H.D.G.	1				
7.	15			C40031001	FLATWASHER, 3/8 $\phi$ HARDENED ASTM F436	1				
8.										
9.	13			C40034021	U-BOLT ASSEMBLY 5/8 $\phi$ X 2 7/16 C-C	17				
10.	13			C40034023	U-BOLT ASSEMBLY 5/8 $\phi$ X 3 1/16 C-C	22				
11.	7			C40034032	U-BOLT ASSEMBLY, 5/8 $\phi$ X 5 3/16 C-C	15				
12.										
13.										
14.										
15.										
16.	1			C40068001	CAN OF COLD GALV. SPRAY	1				
17.										
18.	1	CS00500	0	CS00500	TOWER NAME PLATE	1				
19.										
20.					REFERENCE DRAWING: 122944-MS (REV. 1)					

REV	DATE	DRW/CHK	DESCRIPTION
1	10/8/15	RWM/WRR	REVISED QUANTITIES OF ITEMS #2 AND #10. WAS (110) AND (19) RESPECTIVELY. ADDED ITEM #11.

DATE 06/08/15 JOB NO. 122944  
 DRAWN BY DRL PRINT NO. BOM-1  
 CHECKED BY ZAK PAGE 20 OF 20



# CERTIFICATE OF LIABILITY INSURANCE

DATE (MM/DD/YYYY)  
12/03/2015

THIS CERTIFICATE IS ISSUED AS A MATTER OF INFORMATION ONLY AND CONFERS NO RIGHTS UPON THE CERTIFICATE HOLDER. THIS CERTIFICATE DOES NOT AFFIRMATIVELY OR NEGATIVELY AMEND, EXTEND OR ALTER THE COVERAGE AFFORDED BY THE POLICIES BELOW. THIS CERTIFICATE OF INSURANCE DOES NOT CONSTITUTE A CONTRACT BETWEEN THE ISSUING INSURER(S), AUTHORIZED REPRESENTATIVE OR PRODUCER, AND THE CERTIFICATE HOLDER.

**IMPORTANT:** If the certificate holder is an ADDITIONAL INSURED, the policy(ies) must be endorsed. If SUBROGATION IS WAIVED, subject to the terms and conditions of the policy, certain policies may require an endorsement. A statement on this certificate does not confer rights to the certificate holder in lieu of such endorsement(s).

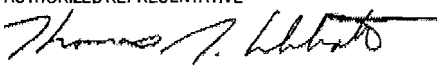
<b>PRODUCER</b> Mr. Insurance Agency, Inc. Box 2689 San Angelo, TX 76902 Tom Abbott	<b>CONTACT NAME:</b> Tom Abbott <b>PHONE (A/C, No, Ext):</b> 325-655-6702 <b>FAX (A/C, No):</b> 325-655-2918 <b>E-MAIL ADDRESS:</b>													
	<table border="1"> <tr> <th>INSURER(S) AFFORDING COVERAGE</th> <th>NAIC #</th> </tr> <tr> <td>INSURER A : Tx Mutual Insurance Co.</td> <td>22945</td> </tr> <tr> <td>INSURER B : Admiral Ins. Co.</td> <td></td> </tr> <tr> <td>INSURER C : United Fire Lloyds</td> <td>43559</td> </tr> <tr> <td>INSURER D :</td> <td></td> </tr> <tr> <td>INSURER E :</td> <td></td> </tr> <tr> <td>INSURER F :</td> <td></td> </tr> </table>	INSURER(S) AFFORDING COVERAGE	NAIC #	INSURER A : Tx Mutual Insurance Co.	22945	INSURER B : Admiral Ins. Co.		INSURER C : United Fire Lloyds	43559	INSURER D :		INSURER E :		INSURER F :
INSURER(S) AFFORDING COVERAGE	NAIC #													
INSURER A : Tx Mutual Insurance Co.	22945													
INSURER B : Admiral Ins. Co.														
INSURER C : United Fire Lloyds	43559													
INSURER D :														
INSURER E :														
INSURER F :														
<b>INSURED</b> Western Towers Wilbur L. Anderson, Inc. dba Box 2040 San Angelo, TX 76902														

**COVERAGES**                      **CERTIFICATE NUMBER:**                      **REVISION NUMBER:**

THIS IS TO CERTIFY THAT THE POLICIES OF INSURANCE LISTED BELOW HAVE BEEN ISSUED TO THE INSURED NAMED ABOVE FOR THE POLICY PERIOD INDICATED. NOTWITHSTANDING ANY REQUIREMENT, TERM OR CONDITION OF ANY CONTRACT OR OTHER DOCUMENT WITH RESPECT TO WHICH THIS CERTIFICATE MAY BE ISSUED OR MAY PERTAIN, THE INSURANCE AFFORDED BY THE POLICIES DESCRIBED HEREIN IS SUBJECT TO ALL THE TERMS, EXCLUSIONS AND CONDITIONS OF SUCH POLICIES. LIMITS SHOWN MAY HAVE BEEN REDUCED BY PAID CLAIMS.

INSR LTR	TYPE OF INSURANCE	ADDL ISUBR INSD WVD	POLICY NUMBER	POLICY EFF (MM/DD/YYYY)	POLICY EXP (MM/DD/YYYY)	LIMITS
B	<input checked="" type="checkbox"/> COMMERCIAL GENERAL LIABILITY <input type="checkbox"/> CLAIMS-MADE <input checked="" type="checkbox"/> OCCUR  GEN'L AGGREGATE LIMIT APPLIES PER: <input checked="" type="checkbox"/> POLICY <input type="checkbox"/> PRO-JECT <input type="checkbox"/> LOC OTHER:		CA000002550-16 INC CONTRACTUAL LIABILITY- INDEP CONTRACT	01/01/2015	01/01/2016	EACH OCCURRENCE \$ 1,000,000 DAMAGE TO RENTED PREMISES (Ea occurrence) \$ 50,000 MED EXP (Any one person) \$ 5,000 PERSONAL & ADV INJURY \$ 1,000,000 GENERAL AGGREGATE \$ 2,000,000 PRODUCTS - COMP/OP AGG \$ 1,000,000
C	AUTOMOBILE LIABILITY <input type="checkbox"/> ANY AUTO <input type="checkbox"/> ALL OWNED AUTOS <input checked="" type="checkbox"/> SCHEDULED AUTOS <input checked="" type="checkbox"/> HIRED AUTOS <input checked="" type="checkbox"/> NON-OWNED AUTOS		0506 60394548	08/10/2015	08/10/2016	COMBINED SINGLE LIMIT (Ea accident) \$ 1,000,000 BODILY INJURY (Per person) \$ BODILY INJURY (Per accident) \$ PROPERTY DAMAGE (Per accident) \$
B	<input checked="" type="checkbox"/> UMBRELLA LIAB <input checked="" type="checkbox"/> OCCUR <input type="checkbox"/> EXCESS LIAB <input type="checkbox"/> CLAIMS-MADE DED <input checked="" type="checkbox"/> RETENTION \$ 10,000		WU140004481	01/01/2015	01/01/2016	EACH OCCURRENCE \$ 5,000,000 AGGREGATE \$ 5,000,000
A	WORKERS COMPENSATION AND EMPLOYERS' LIABILITY ANY PROPRIETOR/PARTNER/EXECUTIVE OFFICER/MEMBER EXCLUDED? (Mandatory in NH) If yes, describe under DESCRIPTION OF OPERATIONS below	Y/N <input type="checkbox"/> N/A	TSF-0001173018	10/06/2015	10/06/2016	<input checked="" type="checkbox"/> PER STATUTE <input type="checkbox"/> OTH-ER E.L. EACH ACCIDENT \$ 1,000,000 E.L. DISEASE - EA EMPLOYEE \$ 1,000,000 E.L. DISEASE - POLICY LIMIT \$ 1,000,000
C	Cargo		0506 60394548	08/10/2015	08/10/2016	1000 ded 20,000
C	Eqpt Floater		0506 60394548	08/10/2015	08/10/2016	1000 ded 100,000

DESCRIPTION OF OPERATIONS / LOCATIONS / VEHICLES (ACORD 101, Additional Remarks Schedule, may be attached if more space is required)

<b>CERTIFICATE HOLDER</b>  <p style="text-align: right;"><b>COUNBOO</b></p> County of Boone 613 E. Ash, Rm 110 Columbia, MO 65201	<b>CANCELLATION</b>  SHOULD ANY OF THE ABOVE DESCRIBED POLICIES BE CANCELLED BEFORE THE EXPIRATION DATE THEREOF, NOTICE WILL BE DELIVERED IN ACCORDANCE WITH THE POLICY PROVISIONS.  AUTHORIZED REPRESENTATIVE 
---	--

**NOTEPAD:**HOLDER CODE **COUNBOO**  
INSURED'S NAME **Western Towers****WESTE-1**  
OP ID: TAPAGE 2  
Date **12/03/2015**

The GL and Auto policy includes a blanket automatic additional insured endorsement provision that provides additional insured status to the certificate holder only when there is a written contract between the named insured and the certificate holder that requires such status. Waiver of subrogation applies on GL, Auto and Workers Compensation as required by written contract.

**CERTIFIED COPY OF ORDER**

STATE OF MISSOURI

December Session of the October Adjourned

Term. 20 15

County of Boone

} ea.

In the County Commission of said county, on the

15th

day of

December

20 15

the following, among other proceedings, were had, viz:

Now on this day the County Commission of the County of Boone does hereby approve the following budget revision for the Prosecuting Attorney to cover the purchase of a new chair and desk for an employee due to medical reasons.

Department	Account	Department Name	Account Name	Decrease \$	Increase \$
1123	86800	Emergency & Contingency	Emergency	1,101	
1261	91100	Prosecuting Attorney	Furniture & Fixtures	1,124	
1261	23855	Prosecuting Attorney	Furniture & Fixtures < \$1,000		517
1261	92100	Prosecuting Attorney	Replc Furniture & Fixtures		1,708

Done this 15<sup>th</sup> day of December, 2015.

ATTEST:

*Wendy S. Noren*  
Wendy S. Noren  
Clerk of the County Commission

*Daniel K. Atwill*

Daniel K. Atwill  
Presiding Commissioner

*Karen M. Miller*

Karen M. Miller  
District I Commissioner

*Janet M. Thompson*

Janet M. Thompson  
District II Commissioner

# BOONE COUNTY, MISSOURI REQUEST FOR BUDGET REVISION

**RECEIVED**  
DEC - 3 2015

12/1/15  
EFFECTIVE DATE

FOR AUDITORS USE

BOONE COUNTY AUDITOR

(Use whole \$ amounts)

Dept	Account	Fund/Dept Name	Account Name	Transfer From Decrease	Transfer To Increase
1123	86800	Emergency & Contingency	Emergency	1,101	
1261	91100	Prosecuting Attorney	Furniture & Fixtures	1,124	
1261	23855	Prosecuting Attorney	Furniture & Fixtures < \$1,000		517
1261	92100	Prosecuting Attorney	Replc Furniture & Fixtures		1,708
				2,225	2,225

Describe the circumstances requiring this Budget Revision. Please address any budgetary impact for the remainder of this year and subsequent years. (Use an attachment if necessary):

We are requesting a new chair and desk for an employee who requested accommodation for medical reasons.

*REPLCMNT DESK + CHAIR*

Do you anticipate that this Budget Revision will provide sufficient funds to compete the year? (YES or NO)  
If not, please explain (use an attachment if necessary):

*Daniel E. Knight*  
Requesting Official

-----  
TO BE COMPLETED BY AUDITOR'S OFFICE


- A schedule of previously processed Budget Revisions/Amendments is attached
- Unencumbered funds are available for this budget revision.
- Comments:

*Agenda*

*[Signature]*  
\_\_\_\_\_  
PRESIDING COMMISSIONER

*[Signature]*  
\_\_\_\_\_  
DISTRICT I COMMISSIONER

*[Signature]*  
\_\_\_\_\_  
DISTRICT II COMMISSIONER



inside the LINES  
 100 E TEXAS AVE  
 COLUMBIA, MO 65202  
 PH: 573.234.0778  
 FX: 573.234.0777

**PROPOSAL  
 15248**

DATE 11/25/15  
 PROJECT#: 107-4


**PROPOSE TO:**

Boone County Prosecutor  
 Attn: Bonnie Adkins  
 705 East Walnut  
 Columbia, MO 65201

**INSTALLATION ADDRESS:**

Boone County Prosecutor  
 Attn: Bonnie Adkins  
 705 East Walnut  
 Columbia, MO 65201  
 (573) 886-4112

CONTACT		REPRESENTATIVE	DESIGNER	TERMS	
		Lynn Carrington		NET 15	
#	QTY	MODEL	DESCRIPTION	SELL	EXTENDED
Please note, items from Multiple Sources Chair is a showroom sample from inside the LINES Corner Keyboard mount is from Teknion off of TCPN Contract Desk, Return and Pedestal are from KI and pricing is based off NJPA 101012 KII.					
1	1		Sold Showroom Sample Teknion Sabrina SyncroTilt, Headrest, Seat Slider, Lumbar height adjustable T-arms, Polished Aluminum Base	517.00	517.00
2	1		700 Series Desk,D-Shape Desk,Self Edge,30x48" Sand KI Laminates DESERT ZEPHYR 4841-60	556.22	556.22
3	1	7D/R2460 -SE-P	700 Series Desk,Return,Partial Modesty Panel,Self Edge,24x60"W No grommets Sand KI Laminates DESERT ZEPHYR 4841-60	486.04	486.04
4	1	S7P/1520 HPBF	700 Series Files Hanging Ped-Pen/Box/File-20" Nominal Depth Classic (inset pull) Sand Key standard	393.82	393.82
6	1	YKCK100	Corner Keyboard Mount, 1" thick WS Foundation Colors Ebony (Satin)	31.12	31.12



inside the LINES  
 100 E TEXAS AVE  
 COLUMBIA, MO 65202  
 PH: 573.234.0778  
 FX: 573.234.0777

**PROPOSAL**  
**15248**

DATE 11/25/15  
 PROJECT#: 107-4

**PROPOSE TO:**

Boone County Prosecutor  
 Attn: Bonnie Adkins  
 705 East Walnut  
 Columbia, MO 65201

**INSTALLATION ADDRESS:**

Boone County Prosecutor  
 Attn: Bonnie Adkins  
 705 East Walnut  
 Columbia, MO 65201  
 (573) 886-4112

**CONTACT**

**REPRESENTATIVE**

**DESIGNER**

**TERMS**

Lynn Carrington

NET 15

#	QTY	MODEL	DESCRIPTION	SELL	EXTENDED
6	1		Installation and Delivery 6 Manhours at \$40 per contract 101012KII	240.00	240.00

**Pricing valid for 30 days.**

**A 50% deposit of all project costs is due upon order approval.**

**The remaining balance will be due 15 (fifteen) days after scheduled install date.**

**All credit card purchases will have a 3% fee added.**

**Pricing quoted does not include storage beyond scheduled install date, storage fees may apply.**

**Lead times are approximate and refer to shipping dates.**

**inside the LINES is not liable for any delays during shipping.**

DEPOSIT REQUIRED	1,112.00	PRODUCT	1,984.20
Approval Date: _____		INS/DEL	240.00
Approved By: _____		TOTAL	2,224.20
Install Date: _____			
Completion Date: _____			



## Bonnie Adkins - Ergonomic recommendations

---

**From:** Hilary Matney  
**To:**  
**Date:** 11/13/2015 2:30 PM  
**Subject:** Ergonomic recommendations  
**CC:** Bonnie Adkins

---

Thank you for inquiring about some ergonomic solutions for your desk. Please see my recommendations below. If you continue to experience any discomfort, please let me know so we can further evaluate the situation or explore other solutions.

1. Chair – I recommend using another chair that would allow for the following adjustments

- a. Arm rests should allow for elbows to rest at a 90 degree angle. Arm rests also need to come in narrow enough to the waist to allow for resting without reaching the shoulders out.
- b. Seat bed should allow for three to five fingers between back of knee while Linda can feel the lumbar support of the back of the chair
- c. A higher back or neck support addition may be beneficial

2. Keyboard tray

- a. Arms should not be reaching for the keyboard or mouse – keep the tray within 16" of your core (best to have directly above the thigh)
- b. Keep the tray high enough to have flat wrists. Wrists downturned or upturned can cause problems.
- c. – I saw you reaching for the keyboard which will strain your neck – keep your arms as relaxed and supported as possible so as not to strain the neck.

3. Monitors

- a. Keep the top of the monitors at the level of your eyes
- b. Mind the tilt – tilting them towards the fluorescent lights can cause glare
- c. When using two screens equally, split the screens at your dominant eye; if you are using one of your screens more than the other, center the main screen on your nose and place the second screen to your dominant side.

4. Reading tray – I recommend a reading tray under the monitor – this will allow for less side use of the neck and use a more natural, and minimized, up and down movement. I recommend a product similar to this: [http://www.newegg.com/Product/Product.aspx?Item=9SIA3ZT1BS0132&cm\\_re=fellowes\\_document\\_holder\\_-48-021-749\\_-Product](http://www.newegg.com/Product/Product.aspx?Item=9SIA3ZT1BS0132&cm_re=fellowes_document_holder_-48-021-749_-Product)

5. Adjust desk space to allow for less side-to-side neck movement:

- a. Move most commonly used devices to dominant eye side
- b. Consider moving desk to back wall of cube area. This may require an adjustment period, but might allow for minimized neck turning. If this is the route chosen, I would recommend getting a rearview mirror mounted to see guests approaching.

Please let me know if you have any questions or if I can further explain any of my recommendations.

Sincerely,

Hilary

Hilary Matney  
Risk Management Specialist  
Boone County Human Resources  
(573) 886-7215

**From:** Hilary Matney  
**To:** Bonnie Adkins; Caryn Ginter; June Pitchford  
**Date:** 12/1/2015 3:59 PM  
**Subject:** Re: Desk & Chair -

June and Caryn,

The Prosecuting Attorney's office has an internal policy regarding accommodation requests and Ronnie is the authority on approving requests. That said, I support the approval of desk and chair replacements for [redacted] given her request and doctor's recommendation.

Thank you,  
Hilary

Hilary Matney  
Risk Management Specialist  
Boone County Human Resources  
(573) 886-7215

>>> Bonnie Adkins 12/1/2015 2:44 PM >>>  
Here's the information that we have on [redacted]

Bonnie Adkins  
Boone County Prosecutor's Office  
Office Administrator  
705 E. Walnut Street  
Columbia, Missouri 65201  
573-886-4112  
573-886-4148 (Fax)  
badkins@boonecountymmo.org

This email may contain confidential and/or privileged information. If you are not the intended recipient (or have received this email in error), please notify the sender immediately and destroy this email. Any unauthorized copying, disclosure, or distribution of the material in this email is strictly forbidden.

Year, <u>2015</u>	Original Appropriation	<u>5,273.00</u>
Dept, <u>1261 PROSECUTING ATTORNEY</u>	Revisions	
Acct, <u>91100 FURNITURE AND FIXTURES</u>	Original, + Revisions	<u>5,273.00</u>
Fund, <u>100 GENERAL FUND</u>	Expenditures	<u>4,148.12</u>
	Encumbrances	
Class/Account, <u>A ACCOUNT</u>	Actual To Date	<u>4,148.12</u>
Account Type, <u>E EXPENSE</u>	Remaining Balance	<u>1,124.88</u>
Normal Balance, <u>D DEBIT</u>	Shadow Balance	<u>1,124.88</u>

Expenditures by Period

<b>January</b> _____	<b>July</b> _____
<b>February</b> _____	<b>August</b> _____
<b>March</b> _____	<b>September</b> _____
<b>April</b> <u>4,148.12</u>	<b>October</b> _____
<b>May</b> _____	<b>November</b> _____
<b>June</b> _____	<b>December</b> _____

F2=Key Scr    F3=Exit    F5=Ledger Transactions    F7=Transactions    F9=Budget



# CERTIFIED COPY OF ORDER

STATE OF MISSOURI

} ea.

December Session of the October Adjourned

Term. 20 15

County of Boone

15th

day of

December

20

15

In the County Commission of said county, on the

the following, among other proceedings, were had, viz:

Now on this day the County Commission of the County of Boone does hereby approve the acceptance of the 2016/2017 Stop Violence Against Women Grant awarded to the Prosecuting Attorney's Office.


Done this 15th day of December, 2015.

ATTEST:


Wendy S. Noren  
Wendy S. Noren  
Clerk of the County Commission



Daniel K. Atwill  
Presiding Commissioner



Karen M. Miller  
District I Commissioner



Janet M. Thompson  
District II Commissioner



DANIEL K. KNIGHT, Prosecutor  
Office of the Boone County Prosecuting Attorney  
705 E. Walnut Street – Courthouse  
Columbia, Missouri 65201-4485  
573-886-4100  
FAX: 573-886-4148

December 12, 2015

TO: Commissioner Atwill  
Commissioner Miller  
Commissioner Thompson

FROM: Daniel Knight  
Boone County Prosecuting Attorney

RE: 2016/2017 Stop Violence Against Women Grant Award

We respectfully request your approval to accept the award of contract for our Violence Against Women Act (VAWA) grant for our Domestic Violence Enforcement Unit (DOVE Unit) through the Department of Public Safety.

We have been receiving grant funds through VAWA since 1998, and continue to serve over 1000 victims of domestic violence each year.

This grant award is for two years, January 1, 2016 – December 31, 2017, and will go toward the salary of our Victim Specialist and two assistant prosecuting attorneys dedicated to serving victims of domestic violence in Boone County. The federal share is \$250,016.93 and the local match is \$83,142.42. This is an increase of \$10,868.17 over our 2014/2015 grant award.

Thank you for your consideration of this request.

Dkk

**CERTIFIED COPY OF ORDER**

STATE OF MISSOURI

December Session of the October Adjourned

Term. 20 15

County of Boone

} ea.

In the County Commission of said county, on the

15th

day of

December

20

15


the following, among other proceedings, were had, viz:


Now on this day the County Commission of the County of Boone does hereby approve the attached Consulting Services agreement with A Civil Group to bring the CMEC into compliance with DNR requirements.

The terms of the Agreement are stipulated in the attached Agreement. It is further ordered the Presiding Commissioner is hereby authorized to sign said Consultant Services Agreement.


Done this 15th day of December, 2015.

ATTEST:

  
Wendy S. Noren  
Clerk of the County Commission



Daniel K. Atwill  
Presiding Commissioner



Karen M. Miller  
District I Commissioner



Janet M. Thompson  
District II Commissioner

APPROVAL OF PROPOSAL FOR CONSULTANT SERVICES

Effective the \_\_\_\_\_ day of \_\_\_\_\_, 2015, Boone County, Missouri, a political subdivision of the State of Missouri through its County Commission (herein "Owner") hereby approves and authorizes professional services by the Consultant referred to below for the services specified herein.

Consultant Name: A Civil Group, 3401 Broadway Business Park Ct, Suite 105, Columbia, MO 65203

Project/Work Description: Additiona site inspections at the Central Missouri Events Center to bring the site into compliance with DNR requirements.

Proposal Description: Addition of up to 46 inspections @ \$120.00 per inspection

Modifications to Proposal: Fees and expenses shall not exceed \$5,520.00 without prior written approval of Owner.

This form agreement and any attachments to it shall be considered the approved proposal; signature by all parties below constitutes a contract for services in accordance with the above described proposal and any approved modifications to the proposal, both of which shall be in accordance with the terms and conditions of the General Consultant Services Agreement signed by the Consultant and Owner for the current calendar year on file with the Boone County Resource Management Department, which is hereby incorporated by reference. Performance of Consultant's services and compensation for services shall be in accordance with the approved proposal and any approved modifications to it and shall be subject to and consistent with the General Consultant Services Agreement for the current calendar year. In the event of any conflict in interpretation between the proposal approved herein and the General Consultant Services Agreement, or the inclusion of additional terms in the Consultant's proposal not found in the General Consultant Services Agreement, the terms and conditions of the General Consultant Services Agreement shall control unless the proposal approved herein specifically identifies a term or condition of the General Consultant Services Agreement that shall not be applicable or this Approval of Proposal indicates agreement with a specific term or terms of Consultant's proposal not found in the General Consultant Services Agreement.

A CIVIL GROUP

By [Signature]  
Title Chief Executive Officer

Dated: 11/23/15

BOONE COUNTY, MISSOURI

By [Signature]  
Presiding Commissioner

Dated: 12-15-15

APPROVED AS TO FORM:

[Signature]  
County Attorney

ATTEST:

[Signature]  
County Clerk

APPROVED:

[Signature]  
Authorized Official

Certification:

I certify that this contract is within the purpose of the appropriation to which it is to be charged and there is an unencumbered balance of such appropriations sufficient to pay the costs arising from this contract.

[Signature] 12/04/2015  
Auditor Date  
FY 15 = \$1,680 2120-71100  
FY 16 = \$3,840





Proposal for  
Engineering Services

November 23, 2015

Janet Thompson  
District II Commissioner  
801 E. Walnut  
Columbia, MO 65201-7732

Via E-mail: [kwestcott@boonecountymo.org](mailto:kwestcott@boonecountymo.org)

Re: Proposal for Engineering Services at Central Missouri Events Center.

Dear MS Thompson,

I appreciate the opportunity to provide this proposal for continued land disturbance coordination and inspections for the grading at the Central Missouri Events Center. It is my understanding that it is the Commission's goal to bring the site into compliance and to stabilize the graded areas as soon as possible.

The Erosion and Sediment Control Plan together with the Storm Water Pollution Prevention Plan that was prepared in 2014 will continue to be used as tools to aide in the control of discharge of sediment from the site. The inspections need to be continued as outlined in the SWPPP to remain in compliance with the state permit. A portion of the area was reworked and seeded this fall, but lack of rain interfered with establishing a good stand. These areas need additional attention when weather becomes more favorable. At this time, I believe that we can assist with this project by completing required site inspections as needed to comply with EPA and DNR regulations. These inspections are required at a minimum of once every 7 days or within 48 hours of a rainfall event that produces runoff. The site inspections will include required documentation for compliance. The frequency of rainfall events and the duration of the project are not known at this time, but

for contract purposes I estimate 46 inspections. Once stabilized cover has been established, the inspection frequency can be decreased to once per month until the permit is terminated. The amounts provided below are our best attempt to cover all costs; however, we may need to revisit this with another proposal as the project progresses.

We do not anticipate the following services so they have not been included in this proposal.

- Field survey work and topographic surveying.
- Environmental assessments
- Geotechnical explorations or evaluations
- Density testing
- The posting of any bonds, escrow or security agreements
- Utility locations or design
- Construction Staking
- Third-Party Handicap Certification
- Flood Plain analysis, Letter of Map Change, or Stream Buffer plans

We propose to complete the items identified above for the following compensation:

Inspections: As needed to comply with regulations with a rate of \$120 per inspection. Inspection documentation will be provided to county staff on a monthly basis. The total cost of inspection will not exceed \$5520 (46 inspections).

**The total cost for additional services shall not exceed \$5520.**

All work and billing will be completed in accordance with the 2015 Consultant Services Agreement between A Civil Group, LLC and The County of Boone. Additional work outside of the provided scope of work will not be completed without authorization. Fees for additional services will be billed separately so that all parties can account for the time involved.

If you have any questions or need additional information, please let us know.

Sincerely,  
A Civil Group  
Christopher M. Sander, PE, PLS

**CERTIFIED COPY OF ORDER**

STATE OF MISSOURI

}

ea.

December Session of the October Adjourned

Term. 20 15

County of Boone

In the County Commission of said county, on the

15th

day of

December

20

15

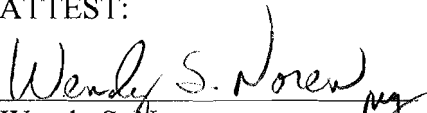
the following, among other proceedings, were had, viz:

Now on this day the County Commission of the County of Boone does hereby approve the following budget amendment to increase the budget to complete the 2015 inspections and land disturbance work at the Central Missouri Events Center.

Department	Account	Department Name	Account Name	Decrease \$	Increase \$
2120	71100	Fairgrounds Maintenance Fund	Outside Services		3,537


Done this 15th of December, 2015.

ATTEST:


  
 Wendy S. Noren  
 Clerk of the County Commission



Daniel K. Atwill  
 Presiding Commissioner



Karen M. Miller  
 District I Commissioner



Janet M. Thompson  
 District II Commissioner

# BOONE COUNTY, MISSOURI REQUEST FOR BUDGET AMENDMENT

## RECEIVED

11/19/15

**EFFECTIVE DATE**

NOV 20 2015

**FOR AUDITORS USE**

**BOONE COUNTY  
AUDITOR  
Account Name**

(Use whole \$ amounts)  
Transfer From      Transfer To  
Decrease            Increase

Dept	Account	Fund/Dept Name	Account Name	Transfer From Decrease	Transfer To Increase
2120	71100	Fairground Maintenance Fund	Ooutside Services		3,537
				-	<b>3,537</b>

Describe the circumstances requiring this Budget Amendment. Please address any budgetary impact for the remainder of this year and subsequent years. (Use an attachment if necessary):

This will hopefully complete the 2015 inspections and land disturbance work at the Central Missouri Events Center.

\_\_\_\_\_  
**Requesting Official**

**TO BE COMPLETED BY AUDITOR'S OFFICE**

- A schedule of previously processed Budget Revisions/Amendments is attached
- A fund-solvency schedule is attached.
- Comments: *Fairgrounds DNR Compliance*

\_\_\_\_\_  
**Auditor's Office**

*Agenda*

\_\_\_\_\_  
**PRESIDING COMMISSIONER**

\_\_\_\_\_  
**DISTRICT I COMMISSIONER**

\_\_\_\_\_  
**DISTRICT II COMMISSIONER**

**BUDGET AMENDMENT PROCEDURES**

- County Clerk schedules the Budget Amendment for a first reading on the commission agenda. A copy of the Budget Amendment and all attachments must be made available for public inspection and review for a period of at least 10 days commencing with the first reading of the Budget Amendment.
- At the first reading, the Commission sets the Public Hearing date (at least 10 days hence) and instructs the County Clerk to provide at least 5 days public notice of the Public Hearing. **NOTE: The 10-day period may not be waived.**
- The Budget Amendment may not be approved prior to the Public Hearing.

Year	2015	Original Appropriation	
Dept	2120 FAIRGROUND MAINTENANCE FUND	Revisions	5,816.00
Acct	71100 OUTSIDE SERVICES	Original + Revisions	5,816.00
Fund	212 FAIRGROUND MAINTENANCE FUND	Expenditures	5,132.25
		Encumbrances	683.50
Class/Account	A ACCOUNT	Actual To Date	5,815.75
Account Type	E EXPENSE	Remaining Balance	.25
Normal Balance	D DEBIT	Shadow Balance	.25

Expenditures by Period

January	_____	July	360.00
February	_____	August	720.00
March	_____	September	600.00
April	_____	October	2,972.25
May	_____	November	480.00
June	_____	December	_____

F2=Key Scr F3=Exit F5=Ledger Transactions F7=Transactions

## Land Disturbance Issue at the Central Missouri Events Center

The restoration work to be performed at the Events Center was completed by a term & supply vendor so there was no project specific contract.

	Original PO 2014-68	Second PO 2015-98	2015 Work Need to Appropriate	2016 Estimated Work Need	Amount Paid
Erosion Control Services	\$8,200.00	\$3,175.75	\$1,856.50		\$13,232.25
Overseed 2.1 acres				\$3,150.00	\$3,150.00
<b>Grand Total</b>					<b>\$16,382.25</b>

This is more than Nicki's estimate, but I used the per acre price on the contract and caculated at the entire acreage on the original plan. Something else to consider here is the original term & supply contractor was also affiliated with the Boone County Fair so will we be able to get on the list for April seeding or should we look at the other vendor to complete this work? Contractor we are currently using is \$1500 per acre but the other vendor is \$1400 per acre. Another consideration is that the current vendor reportedly did some of the work free of charge. This contract pricing is good through the middle of June 2016.

## Land Disturbance Issue at the Central Missouri Events Center

Original contract with A Civil Group to develop a control plan, perform site inspections as required (minimum of weekly and additional with qualifying precipitation events-causing run off) and construction management & coordination services approved April 1, 2014 CO#139-2014.

1st amendment to contract adding inspections and coordination services approved July 22, 2014 CO #358-2014

2nd amendment to contract adding inspections and coordination services approved December 23, 2014 CO #597-2014

3rd amendment to contract adding inspections approved July 2, 2015 CO #278-2015

	Original Contract	1st amendment	2nd amendment	3rd amendment	Cost Each	Under Charged or Not Used	Amount Paid
Develop Plan	\$1,900.00						\$1,900.00
# of inspections	18	24	30	22	\$120.00	(\$70.00)	\$11,210.00
Co-ordination services	\$1,000.00	\$700.00	\$500.00	\$0.00		(\$990.00)	\$1,210.00
<b>Total through Oct '15</b>							<b>\$14,320.00</b>

	new amendment		
Minimum need end yr	9	\$120.00	\$1,080.00
Potential for extra	5	\$120.00	\$600.00
Minimum need 2016	22	\$120.00	\$2,640.00
Potential for extra	10	\$120.00	\$1,200.00
<b>Estimate for additional inspections</b>			<b>\$5,520.00</b>

This is more than Nicki's estimate, but knowing we only want to do this once I added a few more precipitation events. It is really hard to guess how often it will rain! In addition, I think we should consider is it right for us to ask the vendor to continue in to 2016 at their 2014 rate? If we make the 2016 inspections a new agreement that **could** increase the price per inspection which would increase the total needed.

## Fund Statement - Fairground Maintenance Fund 212 (Nonmajor)

	2014 Actual	2015 Budget	2015 Estimated	2016 Budget
<b>FINANCIAL SOURCES:</b>				
<b>Revenues</b>				
Property Taxes	\$ -	-	-	-
Assessments	-	-	-	-
Sales Taxes	-	-	-	-
Franchise Taxes	-	-	-	-
Licenses and Permits	-	-	-	-
Intergovernmental	-	-	-	-
Charges for Services	-	-	-	-
Fines and Forfeitures	-	-	-	-
Interest	574	-	680	-
Hospital Lease	-	-	-	-
Other	117,843	-	-	-
<b>Total Revenues</b>	<b>118,417</b>	<b>-</b>	<b>680</b>	<b>-</b>
<b>Other Financing Sources</b>				
Transfer In from other funds	80,000	-	-	-
Proceeds of Long-Term Debt	-	-	-	-
Other (Sale of Capital Assets, Insurance Proceeds, etc)	-	-	-	-
<b>Total Other Financing Sources</b>	<b>80,000</b>	<b>-</b>	<b>-</b>	<b>-</b>
<b>Fund Balance Used for Operations</b>	<b>104,040</b>	<b>5,816</b>	<b>8,320</b>	<b>125,000</b>
<b>TOTAL FINANCIAL SOURCES</b>	<b>\$ 302,457</b>	<b>5,816</b>	<b>9,000</b>	<b>125,000</b>
 <b>FINANCIAL USES:</b>				
<b>Expenditures</b>				
Personal Services	\$ -	-	-	-
Materials & Supplies	-	-	-	-
Dues Travel & Training	-	-	-	-
Utilities	-	-	-	-
Vehicle Expense	-	-	-	-
Equip & Bldg Maintenance	21,963	-	-	-
Contractual Services	280,494	5,816	9,000	7,000
Debt Service (Principal and Interest)	-	-	-	-
Emergency	-	-	-	-
Other	-	-	-	118,000
Fixed Asset Additions	-	-	-	-
<b>Total Expenditures</b>	<b>302,457</b>	<b>5,816</b>	<b>9,000</b>	<b>125,000</b>
<b>Other Financing Uses</b>				
Transfer Out to other funds	-	-	-	-
Early Retirement of Long-Term Debt	-	-	-	-
<b>Total Other Financing Uses</b>	<b>-</b>	<b>-</b>	<b>-</b>	<b>-</b>
<b>TOTAL FINANCIAL USES</b>	<b>\$ 302,457</b>	<b>5,816</b>	<b>9,000</b>	<b>125,000</b>
 <b>FUND BALANCE:</b>				
<b>FUND BALANCE (GAAP), beginning of year</b>	\$ 232,174	134,017	134,017	125,697
Less encumbrances, beginning of year	-	(5,883)	-	-
Add encumbrances, end of year	5,883	-	-	-
Fund Balance Increase (Decrease) resulting from operations	(104,040)	(5,816)	(8,320)	(125,000)
<b>FUND BALANCE (GAAP), end of year</b>	<b>134,017</b>	<b>122,318</b>	<b>125,697</b>	<b>697</b>
<b>Less: FUND BALANCE UNAVAILABLE FOR APPROPRIATION, end of year</b>	<b>(5,883)</b>	<b>-</b>	<b>-</b>	<b>-</b>
<b>NET FUND BALANCE, end of year</b>	<b>\$ 128,134</b>	<b>122,318</b>	<b>125,697</b>	<b>697</b>
 Net Fund Balance as a percent of expenditures	 42.36%	 2103.13%	 1396.63%	 0.56%



**CERTIFIED COPY OF ORDER**

STATE OF MISSOURI

} ea.

December Session of the October Adjourned

Term. 20 15

County of Boone

In the County Commission of said county, on the

15th

day of

December

20

15

the following, among other proceedings, were had, viz:

Now on this day the County Commission of the County of Boone does hereby appoint the following:

Name	Board	Period
Harley E. Wilcox	Energy & Environment Commission	January 1, 2016 through December 31, 2018
Joel S. Ray	Children's Services Board	January 1, 2016 through December 31, 2018

Done this 15th day of December, 2015.

ATTEST:

*Wendy S. Noren*  
Wendy S. Noren  
Clerk of the County Commission

*Daniel K. Atwill*  
Daniel K. Atwill  
Presiding Commissioner

*Karen M. Miller*  
Karen M. Miller  
District I Commissioner

*Janet M. Thompson*  
Janet M. Thompson  
District II Commissioner

Dan Atwill, Presiding Commissioner  
Karen M. Miller, District I Commissioner  
Janet Thompson, District II Commissioner



Boone County Government Center  
801 E. Walnut, Room 333  
Columbia, MO 65201  
573-886-4305 - FAX 573-886-4311  
E-mail: commission@boonecountymo.org

# Boone County Commission

## BOONE COUNTY BOARD OR COMMISSION APPLICATION FORM

Board or Commission: Energy & Environment Commission  
Name: Harley E. Wilcox  
Home Address: 7900 N Marigold Ct  
City: Columbia Zip Code: 65202  
Business Address: \_\_\_\_\_  
City: \_\_\_\_\_ Zip Code: \_\_\_\_\_  
At which address would you prefer to be contacted?     
E-mail: wilcoxh@abclabs.com  
Phone (Home): 973-953-9661 Phone (Work): \_\_\_\_\_  
Fax: \_\_\_\_\_

Qualifications:  
2015 Columbia Chamber Leadership Graduate, BS Chemistry, MBA-Healthcare Management

Past Community Service:  
Former City Councilman - Pleasant Hill Mo, Athletics Board Pleasant Hill, Partners in Education (PIE)-Columbia public School (ABC Labs) volunteer

References:  
Amy Mize, Ph.D.(mizea@abclabs.com); Lewis Metts, Ph.D. (973-953-8064)

I have no objections to the information in this application being made public. To the best of my knowledge at this time I can serve a full term if appointed. I do hereby certify that the above information is true and accurate.

\_\_\_\_\_  
Applicant Signature

Return Application  
To:

Boone County Commission Office  
Boone County Government Center  
801 East Walnut, Room 333  
Columbia, MO 65201  
Fax: 573-886-4311

An Affirmative Action/Equal Opportunity Institution

Additionally, persons appointed to the board must comply with the provisions of the bylaws of the board and the conflict of interest policies promulgated by the County Commission and the Board. As appointees of a statutorily created Board with powers to direct the expenditure of public funds, board members have certain fiduciary duties, which require that they conduct themselves without conflict to the interest of the Children's Services Board or the Boone County taxpayer. Certain types of conflicts of interest are not prohibited, but disclosure is critical. Disclosure should not be construed as creating a presumption of impropriety or as automatically precluding someone from participation. Rather, it reflects the recognition of the many factors that can influence one's judgement and a desire to make as much information as possible available to other participants. Potentially conflicting interests may relate to programs and services or operations, such as contracts with third parties.


To apply for the Boone County Children's Services Board, please complete the following form or complete and print the PDF form available below. Be sure to sign and date the printed copy before submitting. Applicants should also submit their resume or curriculum vitae. Applications and resumes/C.V.s may be delivered to the Boone County Commission Office in person; sent by mail to 801 E. Walnut Street, Room 333; or emailed as an attachment to [commission@boonecountymo.org](mailto:commission@boonecountymo.org).

[Download PDF Application](#)

ONLINE APPLICATION

Name:	Joel Ray, PhD		
Home Address:	111 Edgewood Ave		
City:	Columbia	Zip:	65203
Employment Address:	111 Edgewood Ave		
City:	Columbia	Zip:	65203
At which address would you prefer to be contacted:	<input checked="" type="radio"/> HOME <input type="radio"/> WORK		
Email Address (where you wish to be contacted):	jray@mac.com		
Home Phone:	573-442-8279	Business Phone:	573-875-6662
Section 205.970 RSMo requires that at least 7 of the board members be residents of the county where the facility is located.			
Are you a Boone County resident?	<input checked="" type="radio"/> YES <input type="radio"/> NO		
How long have you lived in Boone County?	Years:	36	Months: 0 <b>This field is required This field is required if you have selected 'Yes' for the previous question.</b>
Are you a registered voter?	<input checked="" type="radio"/> YES <input type="radio"/> NO		
Have you previously served as a member of a board? If yes, identify the board and the dates of service.	No		
What other professional, civic or community endeavours are you currently involved in?			

	Planned Parenthood of Central MO
Are you or have you previously held any local, state or federal government positions, appointments or elected office(s)? If so, please list dates and positions held.	No
Have you ever volunteered with or been employed by an agency that may provide services to eligible service recipients of the Children's Services Fund (examples include the following services provided to one under the age of 19 or their families: outpatient chemical dependency or psychiatry treatment services, counselling services, or other services as a result of being abused, neglected, runaway, homeless, or emotional disturbance, or services to an unwed mother)?	<input checked="" type="radio"/> YES <input type="radio"/> NO
If yes, please list the Agency, a description of the services provided by the Agency, the time frames of your involvement, and contact person and contact information for said Agency.	Director of Child Development Unit of Mid-Missouri-MHC 1977-1982
<p>Section 210.861, Revised Statutes of Missouri, prohibits membership on the board by certain persons, including current County Commissioners, those having any financial interest in any agency receiving funds from the Children's Services Fund, and those employed by any agency receiving funds. In addition, the Boone County Commission, based on its experience with other board appointments and the experiences of other counties in the administration of other Children's Services funds, prohibits membership on the board by those who are board members or volunteers with agencies that receive funds, or are employed by, have a financial interest in, serve on the board of, or otherwise volunteer with affiliated organizations of those agencies receiving funds. For purposes of this policy, "affiliated organizations" are those organizations which are controlled by or have systemic legal relationships with an agency who receive funds from the Children's Services Fund. [For example, two entities controlled by the same Board of Directors or the same administration team or an entity that relies on another almost exclusively for its financial support. Many other examples of such affiliated organizations exist, and the intent of this policy is to examine the substance of the relationships between entities and not the strict legal organization they have chosen to employ.] The questions below are designed to determine if a prohibited conflict of interest exists and to allow for the disclosure of any conflicts that do not amount to a prohibition but, absent disclosure, would tend to indicate that a board member may have an appearance of a conflict of interest.</p>	
<p><b>For purposes of the following questions, "related family member" is defined to include relationships within the third degree by blood or marriage. [Relationships in the third degree include mother, father, child, brother, sister, (including half, step and in-law relationships in these same categories), and grandparent, grandchild, aunt, uncle, niece, nephew, great grandparent, great grandchild.]</b></p>	
Do you or any related family member have any financial interest, directly or indirectly in any agency or entity, or are employed by any agency or entity, or volunteer or serve as a Board member of any agency or entity or any "affiliated organization" of any such agency or entity, that has applied for or receives funds from, or plans to apply for funds, or otherwise contracts, or subcontracts with the Boone County Children's Services Board?	<input type="radio"/> YES <input checked="" type="radio"/> NO
If yes, please explain.	
Have you or a related family member applied for eligibility and been determined eligible or ineligible for funding from the Boone County Children's Services Fund at any time?	<input type="radio"/> YES <input checked="" type="radio"/> NO
If yes, identify the individual who applied, their relationship to you and the date of application.	
Explain briefly why you are seeking this position and identify any special qualifications you have for this position.	I am a veteran child/family clinical psychologist with 38 years experience working with children and families with a wide variety of mental health conditions. In my practice I have frequently interfaced with the CPS and BOCO Juvenile Office.
Are you or any related family member now or have you or a related family member ever been employed by	<input checked="" type="radio"/> YES <input type="radio"/> NO

Boone County?	
If yes, please give dates of employment, the position held, and describe if the position had any responsibilities or duties regarding the Boone County Children's Services Fund.	Wife: Deputy County Clerk-Elections 1995-to date <i>1996-</i>
Do you or does any related family member have any other interest which might conflict or be perceived to conflict with your duty of loyalty to the interests of Boone County Children's Services Fund?	<input type="radio"/> YES <input checked="" type="radio"/> NO
If yes, identify the interest and the relationship.	
Have you ever been arrested, charged, or convicted of any felony?	<input type="radio"/> YES <input checked="" type="radio"/> NO
If yes, please explain.	
Have you ever been disciplined, cited, or sanctioned for a breach of ethics or unprofessional conduct by, or been the subject of a complaint to any court, administrative agency, professional association, disciplinary committee, or other professional group?	<input type="radio"/> YES <input checked="" type="radio"/> NO
If yes, please explain.	
Have you ever been the subject of a substantiated allegation of abuse, neglect, or misconduct by any agency that involves care to others or abuse of others?	<input type="radio"/> YES <input checked="" type="radio"/> NO
If yes, please explain.	
Are your Boone County taxes paid in full to date?	<input checked="" type="radio"/> YES <input type="radio"/> NO
If no, please explain.	
References:	Hank Schneider, PhD-35 yrs. Prof. Colleague Marydeth Priesmeyer, PhD-22 yrs. Prof. Colleague Lou Ann Taner-Jones, PhD-25 yrs. Prof colleague  (Include name, nature of relationship, contact information, and number of years known)
Please submit your resume or curriculum vitae:	Choose File  JR VITA
By my submission, I agree to comply fully with board policy, bylaws, and conflict of interest requirements of the board of directors and certify that the information above is complete and accurate to the best of my knowledge and that should a potential conflict arise during my term, I will bring it to the attention of the Boone County Children's Services Fund Board and the Boone County Commission.	

Accept    Reset

Copyright © 2015 Boone County, Missouri. All rights reserved.  
This Web application was developed by Boone County.



**JOËL S. RAY, PhD**  
Licensed Psychologist

**Date of Birth:** September 25, 1946

**Place of birth:** St. Louis, MO

**Marital Status:** Married

**Address:** Office:  
111 Edgewood Ave.  
Columbia, Missouri 65203  
(573) 875-6662  
email: jray@mac.com

Home:  
111 Edgewood Avenue  
Columbia, Missouri 65203  
(573) 442-8279

**Education:** BA, 1968, Psychology, University of Missouri at Kansas City.

MA, 1970, Psychology, Western Michigan University.

PhD, 1974, Psychology (clinical/life span developmental) and  
Special Education (early childhood). Peabody College, Vanderbilt  
University.

**Licensure:** Licensed Psychologist & Health Service Provider, Missouri, #959  
(issued 7-81)

**Grants:** Space utilization and social interaction in a heterogeneous group  
of delayed and non-delayed children. NSF Biomedical  
Research Grant No. RR0787, \$5,000, 1973-74.

- 1977-1985 Clinical Professor of Psychiatry (Child Psychiatry), University of Missouri -Columbia School of Medicine.
- 1976-1977 Postdoctoral Intern, Oklahoma State Department of Health, Guidance Center Division, Oklahoma City, OK: Individual, group, marital, and family therapy with children and adults; psychodiagnostics; consultation (>1000 hours). Supervisors: G. France, PhD, D. Ozolins, PhD. APA approved.
- 1974-1976 Clinical Assistant Professor, School of Nursing, Health Sciences, and Services, Western Carolina University, Cullowhee, NC: Practicum and intern clinical training in childhood developmental disabilities.
- 1974-1976 Associate Director and Clinical Psychologist, Developmental Evaluation Center, Western Carolina University, Cullowhee, NC.
- 1974-1976 Consultant, Project Head Start (Jackson, Macon, Haywood Counties, NC).
- 1974-1976 Consultant, Southwestern North Carolina Child Development Commission (ARC).
- 1973-1974 Research Associate, Psychobiology Laboratory, Peabody College. Supervisor: R. Porter, PhD.
- 1973-1974 Member, Tennessee Department of Mental Health Task Force on Standards for Community Residential Facilities.
- 1973-1974 Consultant, Cordell Hull Region (TN) Child Development Centers.
- 1971-1973 Director, Family Training and Respite Care Center, Clover Bottom Developmental Center, Donelson, TN.
- 1971-1972 Teaching Assistant, Department of Special Education, Peabody College. Supervisor: R. Mattos, PhD.
- 1970-1971 Research Assistant, Department of Psychology, Peabody College. Supervisor: C. Galloway, PhD.
- 1969-1970 Research Assistant, Behavior Modification and Research Center, Kalamazoo State Hospital, Kalamazoo, MI. Supervisor: E. W. Hitzing, PhD.



- Kashani, J. H., and Ray, J. S. (1987). Major depression with delusional features in a preschool-age child. Journal of the American Academy of Child and Adolescent Psychiatry, 26, 110-112.
- Kashani, J. H., Horwitz, E., Ray, J. S., and Reid, J. C. (1986). DSM-III diagnostic classification of 100 preschoolers in a child development unit. Child Psychiatry and Human Development, 16, 137-147.
- Beck, N. D., Ray, J. S., Seidenberg, M., Young, T. R., & Gamache, M. D. (1983). Development and cross-validation of a short form for the WISC-R. Journal of Consulting and Clinical Psychology 51, 864-869.
- Kashani, J. H., and Ray, J. S. (1983). Depressive symptoms among preschool age children. Child Psychiatry and Human Development, 13, 233-238.
- Kashani, J. H., Ray, J. S., and Carlson, G. A. (1983). Major depressive disorder in a preschooler. American Journal of Psychiatry, 141, 1397-1402.
- Kashani, J., and Ray, J. S. (1982). Depression in the preschool child. Journal of Children in Contemporary Society, 15 (2), 11-17.
- Kashani, J., Ray, J. S., and Poznanski, E. (1982, July). Depressive Symptomatology among preschool-age children. (Abstract.) In: Proceedings of the Tenth International Congress. Dublin, Ireland: International Association of Child and Adolescent Psychiatry.
- Kashani, J. H., Ray, J. S., and Poznanski, E. (1982, July). Depressive symptoms among preschool-age children. Dublin, Ireland: Paper presented to the Tenth International Congress, International Association of Child and Adolescent Psychiatry.
- Ray, J. S. (1974). The family training center: An experiment in normalization. Mental Retardation, 12, 12-13. Reprinted in R. M. Anderson (Ed.). (1977). Education of the Severely and Profoundly Retarded. University Park Press.
- Ray, J. S. (1974). Behavior of developmentally delayed and non-delayed toddler age children: An ethological study. Man-Environment Systems, 4, 239-240.
- Ray, J. S. (1971-72). The family training center: Annual reports. Tennessee Department of Mental Health.
- Ray, J. S. and Flahive, M. M. (1970). Behavioral intervention for pica feeding patterns in developmentally disabled adults. Michigan Mental Health Research Bulletin, 4, 36-39.

Ray, J. S. (1975). A play group of normal and retarded children: Behavior and context. Wilmington, North Carolina: Paper presented to the Human Ethology meeting of the Annual conference of the Animal Behavior Society.

Ray, J. S., and Ponder, Jr., H. (1975). Developmental assessment and intervention in rural Appalachia. Louisville, Kentucky: Paper presented to the annual meeting of the American Association on Mental Deficiency, Region VII.

Ray, J. S. (1974). Ethological studies of behavior in delayed and non-delayed toddlers. In J. Mahoney (Chm.). Naturalistic Strategies for Mental Retardation Research. Toronto: Symposium presented to the 98th annual meeting of the American Association on Mental Deficiency.

Ray, J. S., Ludwig, L. P., & Waterman, J. R. (1973). Some behavior patterns of developmentally delayed and non-delayed toddlers. Paper presented to the annual meeting of the Tennessee Psychological Association.

#### **Professional Development (selected):**

2009: The addicted brain.

Understanding Personality Disorders.

Current evidence in the treatment of generalized anxiety disorders.

Improving the diagnosis of attention deficit/hyperactivity disorder in adults with mood disorders.

Review of attention-deficit/hyperactivity disorder management.

Bipolar: A new slant on the disorder.

2008: Anger control made easy: An insightful, powerful method for teaching anger control to clients of all ages.

Practical psychopharmacology.

Neurosocial disorders: Developing a comprehensive treatment plan.

Legal & ethical risks & risk management in professional psychological practice.

Diagnosis of autism spectrum disorders in the first 3 years of life.

Diagnosing & treating bipolar disorder in the child & adolescent.

#### **References:**

Peter M. Vietze, PhD

National Institute of Child Health and Human Development

Bethesda, MD 20014

# CERTIFIED COPY OF ORDER

STATE OF MISSOURI }  
County of Boone } ea.

December Session of the October Adjourned

Term. 20 15

In the County Commission of said county, on the 15th day of December 20 15


the following, among other proceedings, were had, viz:


Now on this day the County Commission of the County of Boone does hereby re-appoint the following:


Name	Board	Period
Richard Shanker	Industrial Development Authority	December 1, 2015 through November 30, 2018
Rockne Corbin	Industrial Development Authority	December 1, 2015 through November 30, 2018
Kenneth M. Pearson	Family Resources Board of Directors	January 1, 2016 through December 31, 2018
Elizabeth Heidt	Family Resources Board of Directors	January 1, 2016 through December 31, 2018
Max Alvin Lewis	Family Resources Board of Directors	January 1, 2016 through December 31, 2018


Done this 15th day of December, 2015.

ATTEST:

  
Wendy S. Noren  
Clerk of the County Commission

  
Daniel K. Atwill  
Presiding Commissioner

  
Karen M. Miller  
District I Commissioner

  
Janet M. Thompson  
District II Commissioner



Past Community Service: \_\_\_\_\_

---

---

---

---

---

---

---

---

---

---

References: Karen Miller, Stan Shawver

---

---

---

---

**I have no objections to the information in this application being made public. To the best of my knowledge at this time I can serve a full term if appointed. I do hereby certify that the above information is true and accurate.**


Per phone call 10-30-15 Owenetta Murray  
**Applicant Signature**

**Return Application  
To:**

**Boone County Commission Office  
Boone County Government Center  
801 East Walnut, Room 333  
Columbia, MO 65201  
Fax: 573-886-4311**

*An Affirmative Action/Equal Opportunity Institution*

Dan Atwill, Presiding Commissioner  
Karen M. Miller, District I Commissioner  
Janet Thompson, District II Commissioner



Boone County Government Center  
801 E. Walnut, Room 333  
Columbia, MO 65201  
573-886-4305 - FAX 573-886-4311  
E-mail: commission@boonecountymo.org

# Boone County Commission

## BOONE COUNTY BOARD OR COMMISSION APPLICATION FORM

Board or Commission: Industrial Development Authority  
Name: Rockne Corbin  
Home Address: 14165 North Patton Road  
City: Harrisburg Zip Code: 65256  
Business Address: 1817 West Broadway  
City: Columbia Zip Code: 65218  
At which address would you prefer to be contacted?       
E-mail: rpcorbin@gmail.com  
Phone (Home): 573.239.9533 Phone (Work): 573.214.4622  
Fax:                                     

**Qualifications:**

This application is for re-applying to this commission. Please see my prior application for qualifications. The only change in my status since I was last appointed to this Board is an address change. I now reside in rural Boone County outside of Harrisburg.

**Past Community Service:**

Please See Prior Application

**References:**

Please See Prior Application

I have no objections to the information in this application being made public. To the best of my knowledge at this time I can serve a full term if appointed. I do hereby certify that the above information is true and accurate.

\_\_\_\_\_  
Applicant Signature

Return Application  
To:

Boone County Commission Office  
Boone County Government Center  
801 East Walnut, Room 333  
Columbia, MO 65201  
Fax: 573-886-4311


An Affirmative Action/Equal Opportunity Institution



Past Community Service: PAST PRESIDING COMMISSIONER BOONE COUNTY

References: BOB BAILEY - BOARD CHAIR ACFR

I have no objections to the information in this application being made public. To the best of my knowledge at this time I can serve a full term if appointed. I do hereby certify that the above information is true and accurate.

  
Applicant Signature

Return Application To: Boone County Commission Office  
Boone County Government Center  
801 East Walnut, Room 333  
Columbia, MO 65201  
Fax: 573-886-4311  
An Affirmative Action/Equal Opportunity Institution



Dan Atwill, Presiding Commissioner  
Karen M. Miller, District I Commissioner  
Janet Thompson, District II Commissioner



Boone County Government Center  
801 E. Walnut, Room 333  
Columbia, MO 65201  
573-886-4305 - FAX 573-886-4311  
E-mail: commission@boonecountymo.org

# Boone County Commission

## BOONE COUNTY BOARD OR COMMISSION APPLICATION FORM

Board or Commission: Boone County Family Resources Board of Directors

Name: Elizabeth Heidt

Home Address: 5106 Sockeye act.

City: Columbia Zip Code: 65203

Business Address: \_\_\_\_\_

City: \_\_\_\_\_ Zip Code: \_\_\_\_\_

At which address would you prefer to be contacted? HOME

E-mail: Esl91989@msn.com

Phone (Home): 816-665-8290 Phone (Work): \_\_\_\_\_

Fax: \_\_\_\_\_

**References:**

Linda Antal, lantal@bjc.org, 2 Marianne Fournie, msf8831@bjc.org, 6

Are you a Boone County resident? Y

How long have you lived in Boone County? 2 Years 3 Months

Are you a registered voter? Y

Have you previously served as a member of a board? If yes, identify the board and dates of service.

VOYCE St. Louis, board member and chair of the volunteer committee May 2013-Dec 2014, BCFR board member Oct. 2014-present, Home and School Board Member, Secretary, Our Lady of Lourdes Interparish School, July 2015-present

What other professional, civic or community endeavours are you currently involved in?

Girl Scout Troop Leadee for 16 1st graders Nurse, Boone Hospital 1 day/week

Are you or have you previously held any local, state or federal government positions, appointments or elected office(s)? If so, please list dates and positions held.

No

Are you related by blood or marriage within the third degree to a handicapped person as defined in Missouri statutes? Y

If yes, please identify the person and relationship: Jonathan "William" Heidt

Have you or a family member applied for eligibility and been determined eligible or ineligible for services of Boone County Family Resources at any time? Y  
If yes, identify the individual who applied, their relationship to you and the date of the application.  
Jonathan Heidt, son, December 2013

Explain briefly why you are seeking this position and identify any special qualifications you have for this position.  
BCFR has been such a help to our family since moving to Columbia. I am delighted to have the opportunity to give back by serving on the board.

Do you or any related family member have any financial interest, directly or indirectly, in any contract or subcontract with Boone County Family Resources; or have you or a related family member been employed by any agency or entity that contracts or subcontracts with Boone County Family Resources; or in the sale to Boone County Family Resources of land, materials, supplies, or services? N  
If yes, please explain.

Are you or any related family member now or have you or a related family member ever been employed by Boone County Family Resources? N  
If so, please give dates of employment and position held.

Do you or does any related family member have any other interest which might conflict or be perceived to conflict with your duty of loyalty to the interests or Boone County Family Resources? N  
If so, identify the interest and the relationship.

Have you every been arrested, charged, or convicted of any felony? N  
If yes, please explain.

Have you ever been disciplined, cited, or sanctioned for a breach of ethics or unprofessional conduct by, or been the subject of a complaint to any court, administrative agency, professional association, disciplinary committee, or other professional group? N  
If yes, please explain.

Are your Boone County taxes paid in full to date? Y  
If no, please explain.

I have no objections to the information in this application being made public. To the best of my knowledge at this time I can serve a full term if appointed. I do hereby certify that the above information is true and accurate.

---

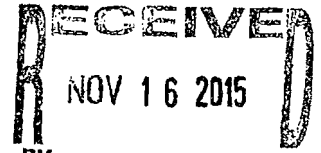
**Applicant Signature**

**Return Application  
To:**

**Boone County Commission Office  
Boone County Government Center  
801 East Walnut, Room 333  
Columbia, MO 65201  
Fax: 573-886-4311**

**An Affirmative Action/Equal Opportunity Institution**

**BOONE COUNTY COMMISSION**  
BOONE COUNTY BOARD OF COMMISSIONS  
APPLICATION FORM



Board of Commission: Boone County Family Resources Term: BY: \_\_\_\_\_

Current Township: Columbia, Missouri, 1ST Ward Today's Date: 11/05/2015

Name Lewis Max Alvin  
Last First Middle

Home Address 1201 Pack One St Apt. 609 Columbia, MO 65201  
Street City/ZIP Code

Employment Address currently unemployed

City attorney Zip \_\_\_\_\_

At which address would you prefer to be contacted: Home  Business \_\_\_\_\_

Email Address (where you wish to be contacted): maxlewis@centurytel.net

Home Phone: (573) 449-2847 Business Phone: \_\_\_\_\_

Section 205.970 RSMo requires that at least 7 of the board members be residents of the county where the facility is located. Are you a Boone County resident and how long have you lived in Boone County? Yes 28 Years 8 Months

Are you a registered voter? Yes  No \_\_\_\_\_

Have you previously served as a member of a board? Yes. If yes, identify the board and the dates of service.

- Columbia Housing Authority: 2007 to present
- Boone County Family Resources: 2007 to present
- Mid-Missouri Legal Services: 2009 to present
- Mustard Seed: 2011 to present
- Services for Independent Living: 2007 to 2013

What other professional, civic or community endeavors are you currently involved in?  
Hearing Panelist for CHA, former President for the Paquin Tower Tenant Association, Coach for Adapted Gymnastics

Are you or have you previously held any local, state or federal government positions, appointments or elected office(s)? If so, please list dates and positions held.

No.

Section 205.970, Revised Statutes of Missouri, requires that at two of the nine members of the board of directors be related by blood or marriage within the third degree to a handicapped person as defined in Section 205.968 as a person who is “lower range educable or upper range trainable mentally retarded or a person who has a developmental disability.” Are you related by blood or marriage within the third degree to a handicapped person as defined in Missouri statutes? [Relationships in the third degree include mother, father, child, brother, sister, (including half, step and in-law relationships in these same categories), and grandparent, grandchild, aunt, uncle, niece, nephew, great grandparent, great grandchild.] If yes, please identify the person and the relationship.

Max Lewis  
*Person*

Self  
*Relationship*

For purposes of the following questions, “related family member” is defined to include relationships within the third degree by blood or marriage. [Relationships in the third degree include mother, father, child, brother, sister, (including half, step and in-law relationships in these same categories), and grandparent, grandchild, aunt, uncle, niece, nephew, great grandparent, great grandchild.]

Have you or a related family member applied for eligibility and been determined eligible or ineligible for services of Boone County Family Resources at any time? If yes, identify the individual who applied, their relationship to you and the date of application.

Yes, have been a client of Boone County Family Resources for approximately 10 years.

Explain briefly why you are seeking this position and identify any special qualifications you have for this position

I believe that my disability provides me an unique contribution for the mission and clients that Boone Family Resources serves.

Do you or any related family member have any financial interest, directly or indirectly, in any contract or subcontract with Boone County Family Resources; or have you or a related family member been employed by any agency or entity that contracts or subcontracts with Boone County Family Resources; or in the sale to Boone County Family Resources of land, materials, supplies, or services? If yes, please explain.

No.

Are you or any related family member now or have you or a related family member ever been employed by Boone County Family Resources? If so, please give dates of employment and position held.

No.

Do you or does any related family member have any other interest which might conflict or be perceived to conflict with your duty of loyalty to the interests of Boone County Family Resources? If so, identify the interest and the relationship.

No.

Have you ever been arrested, charged, or convicted of any felony? \_\_\_ Yes X No  
If yes, please explain.

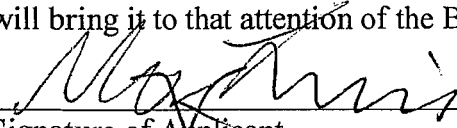
Have you ever been disciplined, cited, or sanctioned for a breach of ethics or unprofessional conduct by, or been the subject of a complaint to any court, administrative agency, professional association, disciplinary committee, or other professional group? \_\_\_ Yes X No  
If yes, please explain.

Are your Boone County taxes paid in full to date? X Yes \_\_\_ No  
If "No", please explain.

REFERENCES

<u>Bob Bailey</u>	<u>friend</u>	<u>573. 882.6891</u>	<u>16</u>
Name	Nature of Relationship	Contact Information	Years Known
<u>Robyn Kaufman</u>	<u>BCFR/friend</u>	<u>573. 874.1995</u>	<u>8</u>
Name	Nature of Relationship	Contact Information	Years Known

By my signature, I agree to comply fully with board policy, bylaws, and conflict of interest requirements of the board of directors and certify that the information above is complete and accurate to the best of my knowledge and that should a potential conflict arise during my term, I will bring it to that attention of the Board of Directors of Boone County Family Resources.

  
Signature of Applicant

11/05/2015  
Date